



# Wastewater Epidemiology COVID-19 Report

**Updated:** 13-Dec-2023 | **Data Complete Through:** 10-Dec-2023



*Boston Public  
Health Commission*

# Report Contents



## Summary

Overview and Trends

## Results by Neighborhood

BPHC Neighborhood Trends

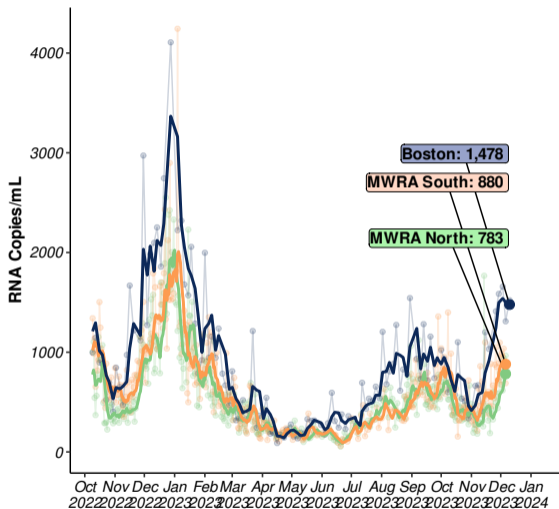
## Variant Results

Percent Variant Lineages (Citywide)

## Status & Details

Neighborhood Site Status and Details

# Overview and Trends



CITYWIDE  
AVERAGE

**1,478**  
RNA copies/mL

RANGE ACROSS 11  
NEIGHBORHOOD SITES

**630-3,633**  
RNA copies/mL

Data through: 10-Dec-2023

## 2-WEEK TRENDS

*Boston*  
**Stable**

**+16%**  
over the past 14 days

*MWRA North*  
**Increasing**

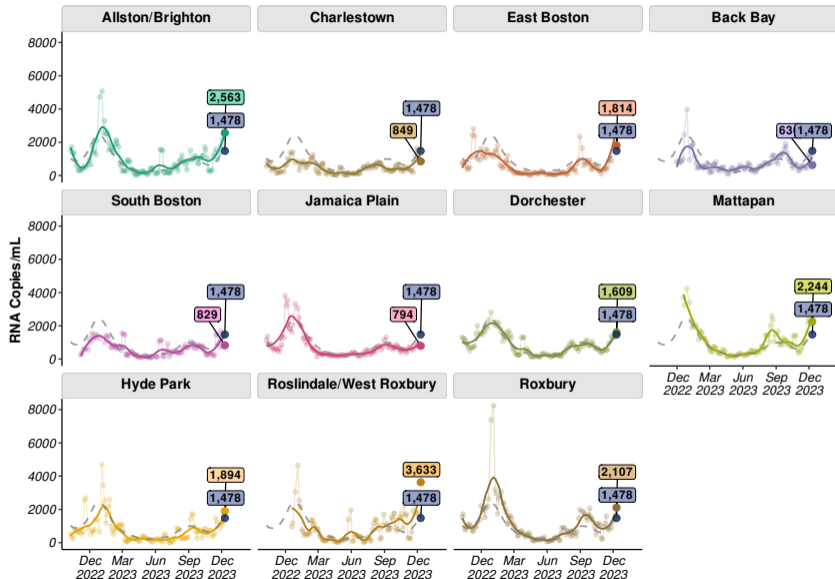
**+132%**  
over the past 14 days

*MWRA South*  
**Increasing**

**+82%**  
over the past 14 days

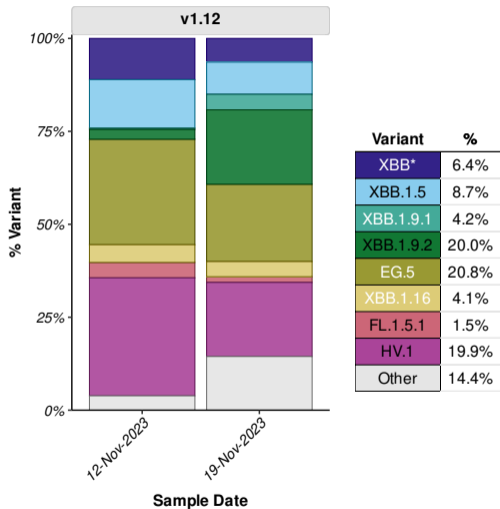
Updated: 13-Dec-2023 | Samples through: 10-Dec-2023 (BPHC); 06-Dec-2023 (MWRA) | MWRA Data: <https://www.mwra.com/biobot/biobotdata.htm>

# BPHC Neighborhood Trends



Points shown are 3-sample average values (i.e., 8-day moving average); line shows smoothed trend for 8-day moving average; dotted grey line in each panel represents average across all Boston sites weighted by population.

# Percent Variant Lineages (Citywide)



Average variant percentage across all BPHC sites weighted by population size | Table shows variant percentages for samples collected the week of 19-Nov-2023 (most recent available data); Variant results are reported weekly with a 3-week lag due to laboratory processing and analysis.

*Sequencing Analysis Protocol Version: v1.12 (04-Dec-2023):*

- \*XBB includes all XBB sublineages aside from those specifically reported
- "Other variants" contains all variants not explicitly quantified.

*Version Changes: Added:* • HV.1

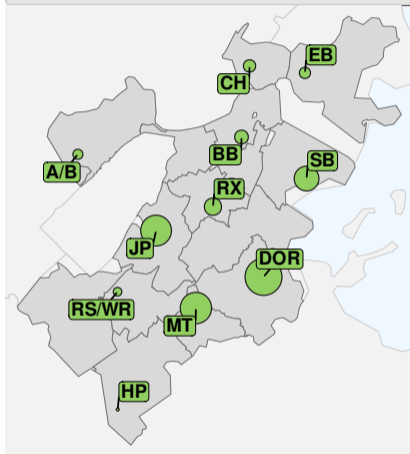
*For Additional Info See:*

<https://www.biobot.io/covid19-variants-report-notes/>

# Neighborhood Site Status and Details



## Status of Sampling Sites (13-Dec-2023)



#	Neighborhood	Date Site Confirmed	Site Status	Pop. Covered	% Neighborhood Covered
01	A/B	02-Oct-2022	Active	2,684	4.0%
02	CH	02-Oct-2022	Active	3,736	18.3%
03	EB	02-Oct-2022	Active	3,178	6.3%
04	BB	20-Nov-2022	Active	4,551	8.1%
05	SB	30-Oct-2022	Active	14,962	35.8%
07	JP	02-Oct-2022	Active	23,573	56.9%
08	DOR	02-Oct-2022	Active	34,562	23.8%
09	MT	11-Dec-2022	Active	24,441	80.5%
10	HP	02-Oct-2022	Active	1,262	3.5%
11	RS/WR	11-Dec-2022	Active	2,165	3.5%
12	RX	02-Oct-2022	Active	7,036	16.5%

Site Status (N=11) **a** Active (n=11)