



# Wastewater Epidemiology Flu & RSV Report

**Updated:** 20-Feb-2024 | **Data Complete Through:** 11-Feb-2024

✉ [wastewater@bphc.org](mailto:wastewater@bphc.org)



Boston Public  
Health Commission



## Report Contents

Influenza A+B Citywide Trend

Influenza A+B Neighborhood Trends

RSV Citywide Trend

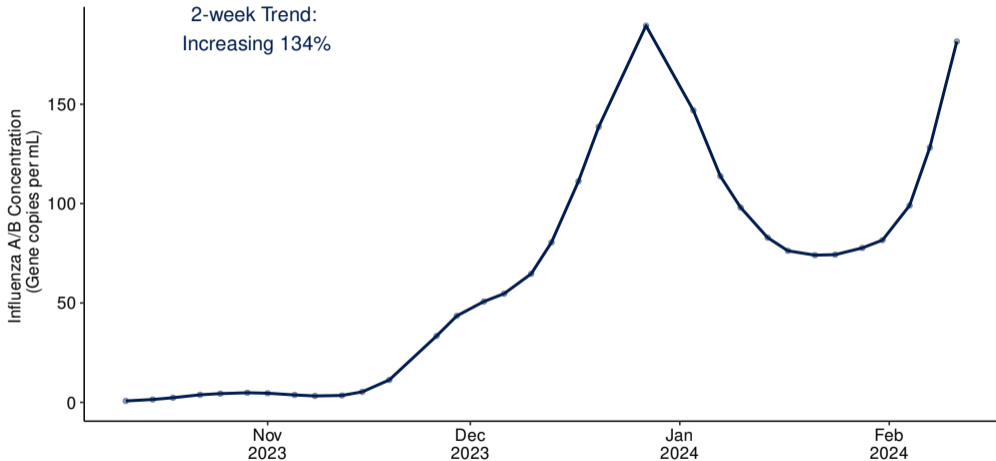
RSV Neighborhood Trends

# Influenza A+B Citywide Trend



Boston Citywide Wastewater Flu Signal

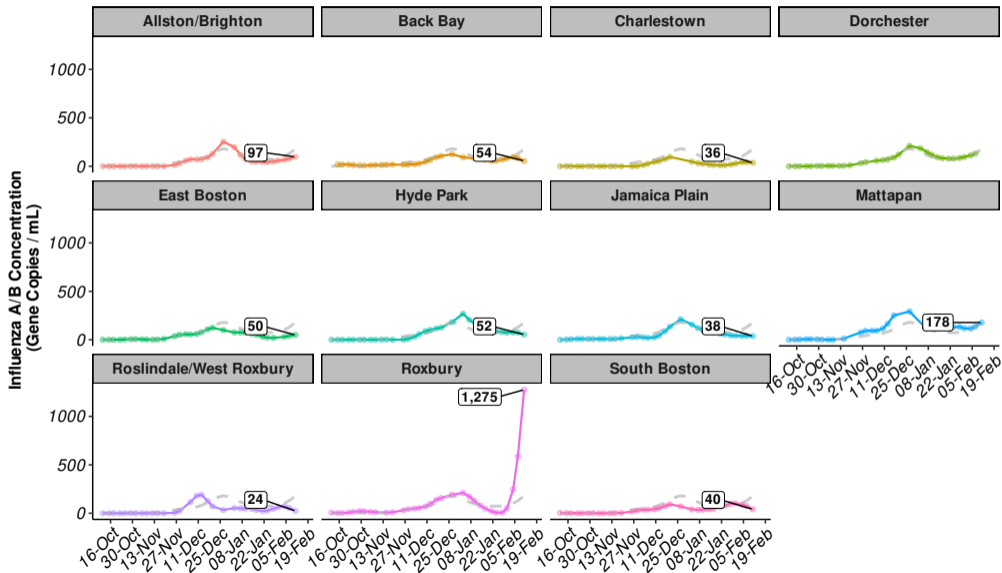
2-week Trend:  
Increasing 134%



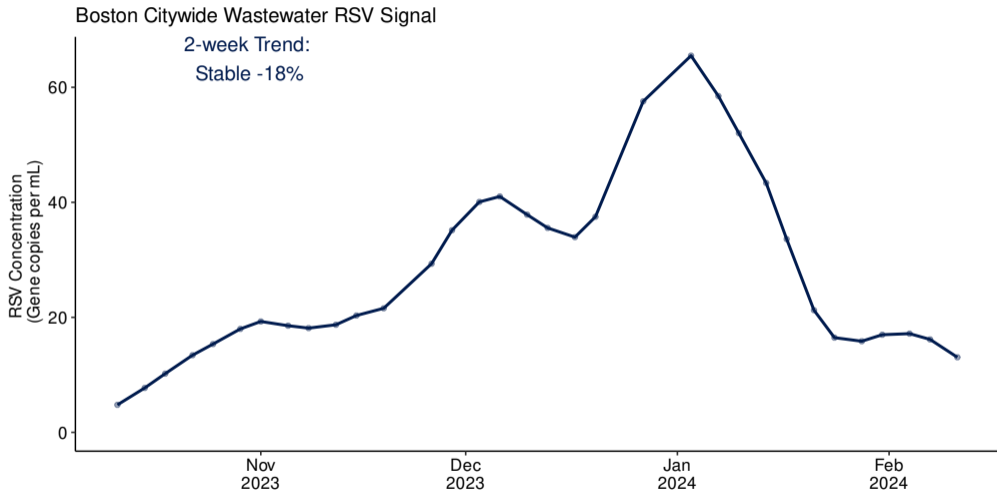
# Influenza A+B Neighborhood Trends



Neighborhood Wastewater Flu Signal



# RSV Citywide Trend



# RSV Neighborhood Trends

Neighborhood Wastewater RSV Signal

