



Sign Code Guide

Boston Transportation Department



May 2018

Table of Contents

1	Table of Contents
2	Construction Signs & Parking Signs
3	Resident Permit Parking Signs
4-9	Regulatory Signs
10-11	Street Cleaning Signs
12	Street Cleaning/Snow Emergency Signs
13-16	Tow Zone Signs
17-19	Warning Signs
20	Guide Signs & Street Name Signs

NOTES:

1. This document is a guide and provides recommended minimum sign sizes. It is the engineer's responsibility to determine the need, purpose, and size of proposed signs. As in the development of any traffic engineering plan, significant professional engineering judgment should be exercised.
2. Signs shown in this document are not to scale and are for illustrative purposes only. Refer to the MUTCD (when applicable) or the BTM Sign Shop for guidance on sizing and manufacturing signs to the City's standards.

Parking Signs

All Signs 12"x18"



P- #



P- #X

P-3 15 Min Parking

P-3A 15 Min Parking
8am-6pm
Mon-Fri

P-3B 15 Min Parking
8am-6pm
Mon-Sat

P-4 30 Min Parking

P-4A 30 Min Parking
8am-6pm
Mon-Fri

P-4B 30 Min Parking
8am-6pm
Mon-Sat

P-5 1 Hour Parking

P-5A 1 Hour Parking
8am-6pm
Mon-Fri

P-5B 1 Hour Parking
8am-6pm
Mon-Sat

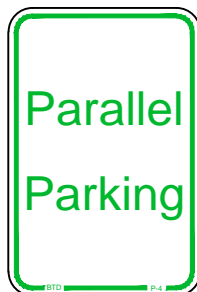
P-6 2 Hour Parking

P-6A 2 Hour Parking
8am-6pm
Mon-Fri

P-6B 2 Hour Parking
8am-6pm
Mon-Sat



P-1



P-2




MS-6
(18"x18")



MS-7

(Double sided)



P-10



P-11



MPBZ



CWS

Construction Sign(18"x18")

Resident Permit Parking Signs

All Signs 18"x18"



PB-xx



PB-xxB



PB-xxC



PB-xxD



PB-xxE



PB-xxF



PB-xxG



PB-xxH



PB-xxI



PB-xxJ



PB-xxK



PB-xxM



PB-xxN



PB-xxO



PBS-xx











Neighborhood Codes

- 11 Beacon Hill
- 15 Bay Village
- 18 South End
- 19 North End
- 22 Mattapan
- 23 Back Bay
- 24 Chinatown











- 25 Fenway/Kenmore
- 26 South Boston
- 27 Leather District
- 28 East Boston
- 29 Mission Hill
- 30 Allston/Brighton
- 31 Dorchester

- 32 Charlestown
- 33 Jamaica Plain
- 34 West Roxbury
- 35 Roxbury
- 36 Roslindale
- 37 Hyde Park
- 38 West End


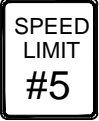







Regulatory Signs

	<u>BTD Code</u>	<u>MUTCD Code</u>	<u>Size</u>
	R-1	R1-1	30"x30"
	R-1AW	R1-3p	18"x6"
	R-2	R6-1	36"x12"
	R-3	R4-7	18"x24"
	R-4	R3-4	24"x24"
	R-5	R3-2	24"x24"
	R-6	R3-1	24"x24"
	R-7	R3-5R	30"x36" 24"x30" (Post Mounted)
	R-8	R3-5L	30"x36" 24"x30" (Post Mounted)
	R-10	R5-1	30"x30"










Regulatory Signs

	<u>BTD Code</u>	<u>MUTCD Code</u>	<u>Size</u>
	R-12	-	18"x18"
	R-13L	R10-15L	30"x30" (on Mast Arm) 24"x24" (Post Mounted)
	R-13R	R10-15R	30"x30" (on Mast Arm) 24"x24" (Post Mounted)
	-	R10-15 alt	30"x30" (on Mast Arm) 24"x24" (Post Mounted)
	R-14	-	18"x18"
	R-15	-	18"x24"
	R-16	-	18"x24"
	R-17	-	24"x24"
	R-18	R10-5	24"x30"
	R-19	R1-2	30"x30"x30"


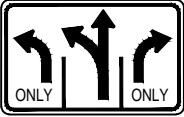
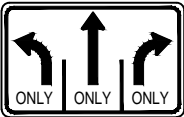
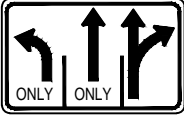








Regulatory Signs

	<u>BTD Code</u>	<u>MUTCD Code</u>	<u>Size</u>
	R-22	R2-1	24"x30"
	R-23	R2-1	24"x30"
	R2-9C	-	24"x48"
	R-24	-	24"x30"
	R-24A	S5-2	24"x30"
	R-27	-	18"x18"
	R-28	R10-6	24"x36"
	R-29	-	24"x24"
	R-30	-	24"x24"

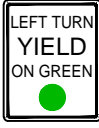





Regulatory Signs

	<u>BTD Code</u>	<u>MUTCD Code</u>	<u>Size</u>
	R-31	R3-7L	30"x30"
	R-32	R3-7R	30"x30"
	R-33	R10-11b	24"x24"
 Weights Vary	R-34	R12-5	24"x36"
	R-35	-	24"x48"
	R-36	S5-1	24"x48"
	R-37	-	18"x24"
	R-39	R10-7	24"x30"
	-	R3-3	24"x24"

Regulatory Signs

	<u>BTD Code</u>	<u>MUTCD Code</u>	<u>Size</u>
	-	R3-8	30"x30"
	-	R3-8a	36"x30"
	-	R3-8b	36"x30"
	-	R3-8c	36"x30"
	-	R3-8d	30"x30"
	-	R3-17	24"x18"
	-	R3-17a	24"x8"
	-	R3-17b	24"x8"
	-	R4-4	36"x30"
	-	R4-11	30"x30"
	-	R5-1b	12"x18"
	-	R9-3c	12"x12"

Regulatory Signs

	<u>BTD Code</u>	<u>MUTCD Code</u>	<u>Size</u>
	-	R10-12	24"x30"
	-	R10-12A	24"x30"
	DE-1	R1-6	12"x36"
	-	R14-2	24"x24"
	-	R14-3	24"x24"
	RS-1	-	Varies

Street Cleaning Signs

All Signs 12"x18"



- | | | | | | |
|------|----------------------------|------|-----------------------------------|------|-------------------------------------|
| S-1 | Mondays
5am - 7am | S-12 | Thursdays
8am - 12noon | S-23 | 2nd & 4th Tuesday
12noon - 4pm |
| S-2 | Tuesdays
5am - 7am | S-13 | Thursdays
12noon - 4pm | S-24 | 1st & 3rd Wednesday
8am - 12noon |
| S-3 | Wednesdays
5am - 7am | S-14 | Fridays
8am - 12noon | S-25 | 1st & 3rd Wednesday
12noon - 4pm |
| S-4 | Thursdays
5am - 7am | S-15 | Fridays
12noon - 4pm | S-26 | 2nd & 4th Wednesday
8am - 12noon |
| S-5 | Fridays
5am - 7am | S-16 | 1st & 3rd Monday
8am - 12noon | S-27 | 2nd & 4th Wednesday
12noon - 4pm |
| S-6 | Mondays
8am - 12noon | S-17 | 1st & 3rd Monday
12noon - 4pm | S-28 | 1st & 3rd Thursday
8am - 12noon |
| S-7 | Mondays
12 Noon - 4pm | S-18 | 2nd & 4th Monday
8am - 12noon | S-29 | 1st & 3rd Thursday
12noon - 4pm |
| S-8 | Tuesdays
8am - 12noon | S-19 | 2nd & 4th Mondays
12noon - 4pm | S-30 | 2nd & 4th Thursday
8am - 12noon |
| S-9 | Tuesdays
12 Noon - 4pm | S-20 | 1st & 3rd Tuesday
8am - 12noon | S-31 | 2nd & 4th Thursday
12noon - 4pm |
| S-10 | Wednesdays
8am - 12noon | S-21 | 1st & 3rd Tuesday
12noon - 4pm | S-32 | 1st & 3rd Friday
8am - 12noon |
| S-11 | Wednesdays
12noon - 4pm | S-22 | 2nd & 4th Tuesday
8am - 12noon | S-33 | 1st & 3rd Friday
12noon - 4pm |

Street Cleaning Signs

All Signs 12"x18"



S-34 2nd & 4th Friday
8am - 12noon

S-53 Wednesdays
12:01 am - 7am

S-35 2nd & 4th Friday
12noon - 4pm

S-54 Thursdays
12:01 am - 7am

S-36 1st, 3rd & 5th Wednesday
8am - 12noon

S-55 Fridays
12:01 am - 7am

S-37 1st, 3rd & 5th Wednesday
12noon - 4pm

S-56 Mon & Wed
2 am - 6 am

S-38 1st, 3rd & 5th Thursday
8am - 12noon

S-57 Tues & Fri
2 am - 6 am

S-39 1st, 3rd & 5th Thursday
12noon - 4pm

SS-1 Special Street
Cleaning Sign

S-40 1st, 3rd & 5th Fridays
8am - 12noon

Special Tabs

S-41 1st, 3rd & 5th Fridays
12noon - 4pm

A Changes times to 9am - 1pm

B Changes times to 1pm - 5pm

S-50 2am - 7am

C Changes months to March 1 to December 31

D Changes to No TOW ZONE (Various Locations)

S-51 Mondays
12:01 am - 7am

S-52 Tuesdays
12:01 am - 7am

Street Cleaning/Snow Emergency Signs

All Signs 18"x18"



AC-1 Mondays
12:01 am - 7am

AC-2 Tuesdays
12:01 am - 7am

AC-3 Wednesdays
12:01 am - 7am

AC-4 Thursdays
12:01 am - 7am

AC-5 Fridays
12:01 am - 7am

AC-6 Mondays
2am - 7am

AC-7 Tuesdays
2am - 7am

AC-8 Wednesdays
2am - 7am

AC-9 Thursdays
2am - 7am

AC-10 Fridays
2am - 7am

AC-11 2am - 7am

AC-12 12:01am - 7am

AC-13 Mondays
5am - 7am

AC-14 Tuesdays
5am - 7am


AC-15 Wednesdays
5am - 7am

AC-16 Thursdays
5am - 7am

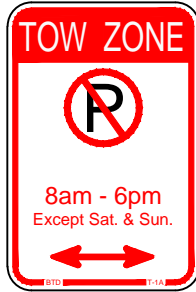
AC-17 Fridays
5am - 7am

Tow Zone Signs

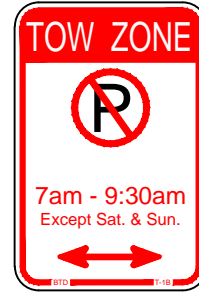
All Signs 12"x18"



T-1



T-1A



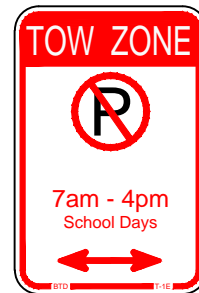
T-1B



T-1C



T-1D



T-1E



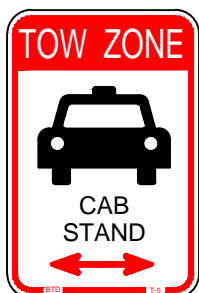
T-4



T-4A



T-4RS



T-5



T-6



T-7

Tow Zone Signs

All Signs 12"x18"



T-10



T-11



T-12



T-13



T-14



T-15



T-16



T-17



T-18



T-19



T-23



T-23B



T-23RS



T-23X



T-24

Tow Zone Signs

All Signs 12"x18"



T-25



T-26



T-27

Loading Zone Signs

All Signs 12"x18"



- T-28 Except Sat. & Sun.
- T-29 7am - 7pm
Except Sat. & Sun.
- T-30 7pm - 7am
Except Sat. & Sun.
- T-31 7am - 4pm
Except Sat. & Sun.
- T-32 9:30am - 6pm
Except Sat. & Sun.

- T-33 9:30am - 4pm
Except Sat. & Sun.
- T-34 8am - 6pm
Except Sat. & Sun.
- T-36 8am - 4pm
Except Sat. & Sun.

Special Tabs

- A Except Sunday
- B Removes exceptions

Tow Zone Signs

All Signs 12"x18"



T-35



T-36



T-37



T-39



T-41



TS-1

Tow Zone Signs

Special Tab Codes

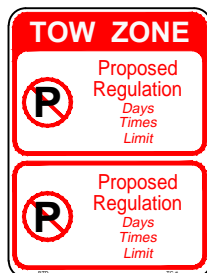
- J RESERVED FOR CITY VEHICLES
- K RESERVED FOR GENERAL COURT
- L RESERVED FOR AMBULANCES
- M EITHER SIDE
- N PICK UP/DROP-OFF 10 MIN. LIMIT (variable hours)
- P RESERVED FOR POSTAL VEHICLES
- Q RESERVED FOR CAR SHARE VEHICLES
- CC RESERVED FOR CONSULAR CORPS VEHICLES
- CP CURB SIDE PICK UP /FOOD PICK UP (11AM-8PM) 10 MIN LIMIT
- EV RESERVED FOR ELECTRIC VEHICLE 4 HOUR LIMIT
- FT RESERVED FOR FOOD TRUCK (SITE ##)

Tow Zone Combination Signs

All Signs 18"x24"






TC-1












TC-Special














Warning Signs

	<u>BTD Code</u>	<u>MUTCD Code</u>	<u>Size</u>
	W-1	S1-1	30"x30"
	W-4	W1-8	18"x24"
	W-21	W13-4	24"x36"
	-	W3-5	30"x30"
	W-6	W11-2	24"x24"
	W-7	W3-3	30"x30"
	W-13	W6-3	30"x30"
	W-14	W14-1	24"x24"
	-	W14-2	24"x24"
	W-15	W15-1	24"x24"
	W-18	W12-2	30"x30"

Warning Signs

	<u>BTD Code</u>	<u>MUTCD Code</u>	<u>Size</u>
	W-20	W3-1	30"x30"
	W-23	-	12"x12"
	WS-1	-	Varies
	-	W1-1R	30"x30"
	-	W1-1L	30"x30"
	-	W1-1aL	30"x30"
	-	W1-1aR	30"x30"
	-	W4-2L	30"x30"
	-	W4-2R	30"x30"

Warning Signs

	<u>BTD Code</u>	<u>MUTCD Code</u>	<u>Size</u>
	-	W4-1aL	30"x30"
	-	W4-1aR	30"x30"
	-	W11-1	24"x24"
	-	W12-1	30"x30"
	-	W13-1	18"x18"
	-	W16-1	18"x24"
	-	W16-2P	24"x18"
	-	W16-2aP	24"x12"
	-	W16-7PL & W16-7PR	24"x12"
	-	W16-9P	24"x12"
	-	S4-3P	24"x8"
	-	OM1-1	24"x24"
	-	S4-5	30"x30"

Guide Signs

	<u>BTD Code</u>	<u>MUTCD Code</u>	<u>Size</u>	20
	EV-1V	EM-1	24"x24"	
	EV-1L	EM-1	24"x24"	
	EV-1R	EM-1	24"x24"	
	EV-1C	EM-1	24"x24"	
	PB-8	D4-1	30"x24"	
	-	D9-2	24"x24"	
	-	I-5	24"x24"	
	-	M4-8	24"x12"	
	AV-1	-	24"x30"	

Street Name Signs

BTD Code: D3-X

Pole Mounted - 9" x Varies - See BTD Spec A51

SOUTH ST

Mast Arm Mounted - 18" x Varies - See BTD Spec A50

MASSACHUSETTS AVE