

Boston Garden Podium

May 16, 2018

Developer: Boston Properties
Developmental Impact Project Plan (DIPP)

General Contractor: John Moriarty & Associates

Construction Cost: \$250,234,268

Construction Period: 02/2016 – 03/2020

Construction Monitor: Manuel Barbosa

BRJP Goals: **50% Resident** **25% People of Color** **10% Female**

Project Description:

The Boston Garden Redevelopment Phase 1- Podium Project includes:

Mixed building and expansion of accessory space within the TD Garden located at 80-150 Causeway Street in Boston, MA.

Construction of Phase 1 Podium includes the construction of the above grade mixed-used podium (west podium is five levels/ east podium is eight levels) and 5 level below grade structure. Three levels below grade will be parking (levels P2, P3, & P4) and two are basement and basement mezzanine. Total floor area = 950,000 sf.

Boston Employment Commission: Project Review

I. Overall Numerical Compliance

Report Run Date: 05/07/18

Includes Work Records from: 03/01/16 – 04/30/18

# Workhours	# Workers	# Contractors	% Residents	% People of Color	% Female
284,445	943	21	29%	28%	6%

II. Numerical Compliance by Major Trades

Report Run Date: 05/07/18

Includes Work Records From: 03/01/16 – 04/30/18

Trade	# of Work hours	# of Workers	% Resident	% People of Color	% Female
Laborer	68,863	195	41%	42%	9%
Iron Worker	60,269	215	30%	25%	5%
Carpenter	44,805	126	25%	25%	4%
Equipment Operator	33,275	92	7%	8%	8%
Electrician	21,613	50	32%	20%	7%

III. Numerical Compliance by Major Contractor

Report Run Date: 05/07/18

Includes Work Records From: 03/01/16 – 04/30/18

Contractor	# of Work hours	# of Workers	% Resident	% People of Color	% Female
G&C Concrete Co.	82,403	336	23%	31%	3%
<i>G&C Concrete Co. employs Laborers, Cement Finishers, Carpenters, Equipment Operators, and Iron workers.</i>					
Accord Steel & Precast	42,833	116	24%	18%	4%
<i>Accord Steel & Precast employs Iron Workers, Oilers, and Equipment Operators.</i>					
A.A. Will Corporation	40,369	98	22%	26%	6%
<i>A.A. Will Corporation employs Pile Drivers, Laborers, and Equipment Operators.</i>					
John Moriarty & Assoc.	27,686	13	60%	26%	20%
<i>John Moriarty & Assoc. employs Laborers and Carpenters.</i>					
John A. Penny Electric	21,613	50	32%	20%	7%
<i>John A. Penny Electric. employs Electrician</i>					

BRJP Highlights and Concerns:

- 182 Boston residents have been reported. 161 (88%) have been successfully verified.
- The current payroll submission time is 5 days. Payrolls that are submitted on time help monitor the project in a timely manner.
- Work Force Documentation forms have been received recently from the following sub-contractors: G&C Concrete, Hamel & McAlister, Inc., A.A Will Corp., William Collins, and Century Drywall.
- With the 3rd most hours worked, the Carpenters Trade for Boston Residency is at 25% and Female at 4%. Improvements have to be made in this area for project to be successful.

RECOMMENDATIONS:

- Boston Residency needs to improve for the Carpenters trade. Have all subcontractors fill out their work force documentation forms seeking to achieve employment standards. This shows us that subs are engaging with their union halls to actively diverse core crew.
- Invite business agents to upcoming pre-construction meetings to ensure sub-contractors are being pro-active in reaching employment standards prior to mobilizing on site.
- Continue to encourage subcontractors deficient in any category, to take steps to make improvements by providing information about pre-apprenticeship programs, such as Building Pathways and Youth Build.
- Please continue to make sure Boston Residents are verified prior to starting on site.
- Continue Exceptional efforts providing documentation for best faith efforts and timely payroll submissions.

ATTACHMENTS:

- PROJECT STATISTICAL REPORT *by trade*
- PROJECT STATISTICAL REPORT *by contractor*
- HISTORY REPORT FOR CONTRACTORS
- PLAN OF ACTION LETTERS from contractors
- WORK FORCE DOCUMENTATION from subcontractors

GC: JOHN MORIARTY & ASSOCIATES -- ID: 2098

PAGE 1

Date Range: 07/01/2009 - 05/07/2018

BRJP Report #7

Bricklayer

	Total Hours	Resident Hrs / %	POC Hrs / %	Female Hrs / %	Empls	Resident	POC	Female
Contractor: BEACON WATERPROOFING A	196.5	0.0 0.0%	0.0 0.0%	0.0 0.0%	8	0	0	0
Trade Totals	196.5	0.0 0.0%	0.0 0.0%	0.0 0.0%	8	0	0	0

Carpenter

Contractor: CENTURY DRYWALL INC.	10,467.0	2,581.0 24.7%	3,585.0 34.3%	564.0 5.4%	30	8	12	2
Contractor: COMMONWEALTH SCAFFOLD	96.0	0.0 0.0%	96.0 100.0%	0.0 0.0%	2	0	2	0
Contractor: G & C CONCRETE CO.	30,056.5	8,423.5 28.0%	7,455.5 24.8%	882.0 2.9%	89	20	20	1
Contractor: IPSWICH BAY GLASS CO.	885.5	23.0 2.6%	23.0 2.6%	401.5 45.3%	4	1	1	1
Contractor: JOHN MORIARTY & ASSOCIA	3,300.0	0.0 0.0%	0.0 0.0%	0.0 0.0%	1	0	0	0
Trade Totals	44,805.0	11,027.5 24.6%	11,159.5 24.9%	1,847.5 4.1%	126	29	35	4

Cement Finisher

Contractor: G & C CONCRETE CO.	5,385.0	922.5 17.1%	2,142.0 39.8%	65.0 1.2%	46	9	17	1
Trade Totals	5,385.0	922.5 17.1%	2,142.0 39.8%	65.0 1.2%	46	9	17	1

Cement Laborer

Contractor: G & C CONCRETE CO.	8,758.0	413.0 4.7%	1,192.0 13.6%	0.0 0.0%	46	10	14	0
Trade Totals	8,758.0	413.0 4.7%	1,192.0 13.6%	0.0 0.0%	46	10	14	0

Electrician

Contractor: JOHN A. PENNEY ELECTRIC	21,613.0	6,884.0 31.9%	4,208.0 19.5%	1,568.0 7.3%	50	16	10	3
Trade Totals	21,613.0	6,884.0 31.9%	4,208.0 19.5%	1,568.0 7.3%	50	16	10	3

GC: JOHN MORIARTY & ASSOCIATES -- ID: 2098

Date Range: 07/01/2009 - 05/07/2018

BRJP Report #7

Equipment Operator

	Total Hours	Resident Hrs / %	POC Hrs / %	Female Hrs / %	Empls	Resident	POC	Female
Contractor: A. A. WILL CORPORATION	16,803.0	114.5 0.7%	73.0 0.4%	1,275.0 7.6%	39	1	1	2
Contractor: ACCORD STEEL & PRECAST	2,121.0	0.0 0.0%	0.0 0.0%	0.0 0.0%	3	0	0	0
Contractor: EAST COAST SLURRY CO.	8,778.5	1,470.0 16.7%	1,462.0 16.7%	605.5 6.9%	22	4	3	3
Contractor: G & C CONCRETE CO.	2,916.0	0.0 0.0%	58.5 2.0%	166.0 5.7%	16	0	1	1
Contractor: HUB FOUNDATION CO.	2,128.0	594.5 27.9%	885.0 41.6%	594.5 27.9%	5	1	2	1
Contractor: JDC DEMOLITION COMPANY,	528.0	72.0 13.6%	72.0 13.6%	0.0 0.0%	7	1	1	0
Trade Totals	33,274.5	2,251.0 6.8%	2,550.5 7.7%	2,641.0 7.9%	92	7	8	7

Glazier

Contractor: IPSWICH BAY GLASS CO.	1,297.0	169.0 13.0%	169.0 13.0%	169.0 13.0%	17	1	1	1
Trade Totals	1,297.0	169.0 13.0%	169.0 13.0%	169.0 13.0%	17	1	1	1

Iron Worker

Contractor: ACCORD STEEL & PRECAST	37,954.0	9,978.5 26.3%	7,728.5 20.4%	1,668.0 4.4%	108	28	20	3
Contractor: BOSS STEEL INC.	848.0	328.0 38.7%	280.0 33.0%	120.0 14.2%	8	3	3	1
Contractor: G & C CONCRETE CO.	17,856.0	5,221.5 29.2%	5,951.5 33.3%	844.5 4.7%	75	16	37	3
Contractor: IPSWICH BAY GLASS CO.	549.0	368.5 67.1%	352.5 64.2%	0.0 0.0%	5	2	1	0
Contractor: SOUTH COAST STEEL LLC.	1,664.0	921.5 55.4%	588.0 35.3%	204.0 12.3%	9	4	3	1
Contractor: SUPERIOR RAIL/A.J. STEEL	1,398.0	996.0 71.2%	420.0 30.0%	0.0 0.0%	10	5	2	0
Trade Totals	60,269.0	17,814.0 29.6%	15,320.5 25.4%	2,836.5 4.7%	215	58	66	8

GC: JOHN MORIARTY & ASSOCIATES -- ID: 2098

PAGE 3

Date Range: 07/01/2009 - 05/07/2018

BRJP Report #7

	Total Hours	Resident Hrs / %	POC Hrs / %	Female Hrs / %	Empls	Resident	POC	Female
--	-------------	------------------	-------------	----------------	-------	----------	-----	--------

Laborer

Contractor: A. A. WILL CORPORATION	10,918.0	3,836.0 35.1%	5,195.5 47.6%	0.0 0.0%	30	7	12	0
Contractor: BEACON WATERPROOFING A	91.0	40.0 44.0%	51.0 56.0%	0.0 0.0%	2	1	1	0
Contractor: CENTURY DRYWALL INC.	3,949.5	1,371.5 34.7%	1,591.0 40.3%	0.0 0.0%	19	3	6	0
Contractor: COMMONWEALTH SCAFFOLD	644.0	0.0 0.0%	69.0 10.7%	0.0 0.0%	11	0	2	0
Contractor: EAST COAST SLURRY CO.	5,501.5	852.0 15.5%	4,008.5 72.9%	0.0 0.0%	17	3	9	0
Contractor: G & C CONCRETE CO.	16,889.0	3,781.5 22.4%	8,614.5 51.0%	448.5 2.7%	62	9	28	3
Contractor: HUB FOUNDATION CO.	1,213.5	604.5 49.8%	604.5 49.8%	0.0 0.0%	4	1	1	0
Contractor: JDC DEMOLITION COMPANY,	5,174.0	1,077.0 20.8%	1,814.0 35.1%	0.0 0.0%	35	7	12	0
Contractor: JOHN MORIARTY & ASSOCIA	24,386.0	16,697.0 68.5%	7,074.5 29.0%	5,472.5 22.4%	12	9	6	2
Contractor: PRO CUT CONCRETE CUTTIN	96.0	0.0 0.0%	0.0 0.0%	0.0 0.0%	3	0	0	0
Trade Totals	68,862.5	28,259.5 41.0%	29,022.5 42.1%	5,921.0 8.6%	195	40	77	5

Oiler

Contractor: ACCORD STEEL & PRECAST	2,758.0	0.0 0.0%	0.0 0.0%	0.0 0.0%	5	0	0	0
Contractor: G & C CONCRETE CO.	542.5	0.0 0.0%	0.0 0.0%	0.0 0.0%	2	0	0	0
Contractor: HUB FOUNDATION CO.	615.5	615.5 100.0%	615.5 100.0%	0.0 0.0%	1	1	1	0
Trade Totals	3,916.0	615.5 15.7%	615.5 15.7%	0.0 0.0%	8	1	1	0

Piledriver

Contractor: A. A. WILL CORPORATION	12,648.0	4,955.0 39.2%	5,054.0 40.0%	1,048.0 8.3%	29	7	8	1
Contractor: EAST COAST SLURRY CO.	1,633.0	473.5 29.0%	522.5 32.0%	455.5 27.9%	6	1	2	1
Contractor: HUB FOUNDATION CO.	634.5	8.0 1.3%	0.0 0.0%	0.0 0.0%	3	1	0	0
Trade Totals	14,915.5	5,436.5 36.4%	5,576.5 37.4%	1,503.5 10.1%	38	9	10	2

GC: JOHN MORIARTY & ASSOCIATES -- ID: 2098

Date Range: 07/01/2009 - 05/07/2018

BRIP Report #7

Pipefitter

	Total Hours	Resident Hrs / %	POC Hrs / %	Female Hrs / %	Empls	Resident	POC	Female
Contractor: HAMEL & MCALISTER, INC.	3,151.0	644.0 20.4%	341.0 10.8%	40.0 1.3%	17	2	1	1
Trade Totals	3,151.0	644.0 20.4%	341.0 10.8%	40.0 1.3%	17	2	1	1

Plasterer

Contractor: CENTURY DRYWALL INC.	1,306.0	0.0 0.0%	556.0 42.6%	8.0 0.6%	7	0	3	1
Trade Totals	1,306.0	0.0 0.0%	556.0 42.6%	8.0 0.6%	7	0	3	1

Plumber

Contractor: AMERICAN PLUMBING HEATI	5,648.0	1,811.0 32.1%	496.0 8.8%	276.0 4.9%	21	6	4	1
Trade Totals	5,648.0	1,811.0 32.1%	496.0 8.8%	276.0 4.9%	21	6	4	1

Sheetmetal Worker

Contractor: WORCESTER AIR CONDITION	750.0	48.0 6.4%	198.0 26.4%	0.0 0.0%	8	2	2	0
Trade Totals	750.0	48.0 6.4%	198.0 26.4%	0.0 0.0%	8	2	2	0

Sprinkler Fitter

Contractor: E. M. DUGGAN INC.	18.0	12.0 66.7%	12.0 66.7%	0.0 0.0%	3	2	2	0
Contractor: WILLIAM M. COLLINS COMPA	2,805.0	491.0 17.5%	532.0 19.0%	0.0 0.0%	19	4	4	0
Trade Totals	2,823.0	503.0 17.8%	544.0 19.3%	0.0 0.0%	22	6	6	0

Taper

Contractor: CENTURY DRYWALL INC.	506.0	0.0 0.0%	68.0 13.4%	8.0 1.6%	12	0	5	1
Trade Totals	506.0	0.0 0.0%	68.0 13.4%	8.0 1.6%	12	0	5	1

GC: JOHN MORIARTY & ASSOCIATES -- ID: 2098

PAGE 5

Date Range: 07/01/2009 - 05/07/2018

BRJP Report #7

	Total Hours	Resident Hrs / %	POC Hrs / %	Female Hrs / %	Empls	Resident	POC	Female
--	-------------	------------------	-------------	----------------	-------	----------	-----	--------

Welder

Contractor: KERR'S WELDING IRON WOR	6,969.0	4,563.0 65.5%	5,244.0 75.2%	0.0 0.0%	15	9	10	0
Trade Totals	6,969.0	4,563.0 65.5%	5,244.0 75.2%	0.0 0.0%	15	9	10	0
PROJECT TOTALS	284,445.0	81,361.5 28.6%	79,403.0 27.9%	16,883.5 5.9%	943	205	270	35

PROJECT STATISTICAL REPORT
BOSTON GARDEN PODIUM -- ID: 9875 Award Dept: DIP Const Cost: \$205,234,268.00 Neigh: DOWNTOWN

GC: JOHN MORIARTY & ASSOCIATES -- ID: 2098

Date Range: 07/01/2009 - 05/07/2018

Worked on
Project

BRJP Report #8

5/8/2018 9:39:09 AM

PAGE 1

A. A. WILL CORPORATION		844	03/08/2016	04/02/2018	Total Hours	Resident Hrs / %	POC Hrs / %	Female Hrs / %	Emps.	Res.	POC	Fem.
10	Equipment Operator				16,803.0	114.5 0.7%	73.0 0.4%	1,275.0 7.6%	39	1	1	2
15	Laborer				10,918.0	3,836.0 35.1%	5,195.5 47.6%	0.0 0.0%	30	7	12	0
20	Piledriver				12,648.0	4,955.0 39.2%	5,054.0 40.0%	1,048.0 8.3%	29	7	8	1
Totals:					40,369.0	8,905.5 22.1%	10,322.5 25.6%	2,323.0 5.8%	98	15	21	3
ACCORD STEEL & PRECAST		8542	07/18/2017	04/24/2018	Total Hours	Resident Hrs / %	POC Hrs / %	Female Hrs / %	Emps.	Res.	POC	Fem.
10	Equipment Operator				2,121.0	0.0 0.0%	0.0 0.0%	0.0 0.0%	3	0	0	0
14	Iron Worker				37,954.0	9,978.5 26.3%	7,728.5 20.4%	1,668.0 4.4%	108	28	20	3
18	Miller				2,758.0	0.0 0.0%	0.0 0.0%	0.0 0.0%	5	0	0	0
Totals:					42,833.0	9,978.5 23.3%	7,728.5 18.0%	1,668.0 3.9%	116	28	20	3
AMERICAN PLUMBING HEATI		2298	12/01/2017	04/20/2018	Total Hours	Resident Hrs / %	POC Hrs / %	Female Hrs / %	Emps.	Res.	POC	Fem.
23	Plumber				5,648.0	1,811.0 32.1%	496.0 8.8%	276.0 4.9%	21	6	4	1
Totals:					5,648.0	1,811.0 32.1%	496.0 8.8%	276.0 4.9%	21	6	4	1
BEACON WATERPROOFING		12018	02/02/2018	04/06/2018	Total Hours	Resident Hrs / %	POC Hrs / %	Female Hrs / %	Emps.	Res.	POC	Fem.
02	Bricklayer				196.5	0.0 0.0%	0.0 0.0%	0.0 0.0%	8	0	0	0
15	Laborer				91.0	40.0 44.0%	51.0 56.0%	0.0 0.0%	2	1	1	0
Totals:					287.5	40.0 13.9%	51.0 17.7%	0.0 0.0%	10	1	1	0
BOSS STEEL INC.		12443	04/08/2018	04/22/2018	Total Hours	Resident Hrs / %	POC Hrs / %	Female Hrs / %	Emps.	Res.	POC	Fem.
14	Iron Worker				848.0	328.0 38.7%	280.0 33.0%	120.0 14.2%	8	3	3	1
Totals:					848.0	328.0 38.7%	280.0 33.0%	120.0 14.2%	8	3	3	1

PROJECT STATISTICAL REPORT

BOSTON GARDEN PODIUM -- ID: 9875 Award Dept: DIP Const Cost: \$205,234,268.00 Neigh: DOWNTOWN

GC: JOHN MORIARTY & ASSOCIATES -- ID: 2098

Date Range: 07/01/2009 - 05/07/2018

5/8/2018 9:39:10 AM

PAGE 2

Worked on
Project

BRJP Report #8

CENTURY DRYWALL INC.		9965	10/14/2017	04/28/2018	Total Hours	Resident Hrs / %	POC Hrs / %	Female Hrs / %	Emps.	Res.	POC	Fem.
03	Carpenter				10,467.0	2,581.0 24.7%	3,585.0 34.3%	564.0 5.4%	30	8	12	2
15	Laborer				3,949.5	1,371.5 34.7%	1,591.0 40.3%	0.0 0.0%	19	3	6	0
22	Plasterer				1,306.0	0.0 0.0%	556.0 42.6%	8.0 0.6%	7	0	3	1
65	Taper				506.0	0.0 0.0%	68.0 13.4%	8.0 1.6%	12	0	5	1
Totals:					16,228.5	3,952.5 24.4%	5,800.0 35.7%	580.0 3.6%	68	11	26	4
COMMONWEALTH SCAFFOL		12197	03/11/2018	04/22/2018	Total Hours	Resident Hrs / %	POC Hrs / %	Female Hrs / %	Emps.	Res.	POC	Fem.
03	Carpenter				96.0	0.0 0.0%	96.0 100.0%	0.0 0.0%	2	0	2	0
15	Laborer				644.0	0.0 0.0%	69.0 10.7%	0.0 0.0%	11	0	2	0
Totals:					740.0	0.0 0.0%	165.0 22.3%	0.0 0.0%	13	0	4	0
E. M. DUGGAN INC.		478	05/06/2018	05/06/2018	Total Hours	Resident Hrs / %	POC Hrs / %	Female Hrs / %	Emps.	Res.	POC	Fem.
43	Sprinkler Fitter				18.0	12.0 66.7%	12.0 66.7%	0.0 0.0%	3	2	2	0
Totals:					18.0	12.0 66.7%	12.0 66.7%	0.0 0.0%	3	2	2	0
EAST COAST SLURRY CO.		10497	03/01/2016	04/30/2018	Total Hours	Resident Hrs / %	POC Hrs / %	Female Hrs / %	Emps.	Res.	POC	Fem.
10	Equipment Operator				8,778.5	1,470.0 16.7%	1,462.0 16.7%	605.5 6.9%	22	4	3	3
15	Laborer				5,501.5	852.0 15.5%	4,008.5 72.9%	0.0 0.0%	17	3	9	0
20	Piledriver				1,633.0	473.5 29.0%	522.5 32.0%	455.5 27.9%	6	1	2	1
Totals:					15,913.0	2,795.5 17.6%	5,993.0 37.7%	1,061.0 6.7%	45	8	14	4

PROJECT STATISTICAL REPORT

BOSTON GARDEN PODIUM -- ID: 9875 Award Dept: DIP Const Cost: \$205,234,268.00 Neigh: DOWNTOWN

5/8/2018 9:39:10 AM
PAGE 3

GC: JOHN MORIARTY & ASSOCIATES -- ID: 2098

Date Range: 07/01/2009 - 05/07/2018

Worked on
Project

BRJP Report #8

G & C CONCRETE CO.		8793	07/16/2016 04/28/2018	Total Hours	Resident Hrs / %	POC Hrs / %	Female Hrs / %	Emps.	Res.	POC	Fem.
03	Carpenter			30,056.5	8,423.5 28.0%	7,455.5 24.8%	882.0 2.9%	89	20	20	1
04	Cement Finisher			5,385.0	922.5 17.1%	2,142.0 39.8%	65.0 1.2%	46	9	17	1
44	Cement Laborer			8,758.0	413.0 4.7%	1,192.0 13.6%	0.0 0.0%	46	10	14	0
10	Equipment Operator			2,916.0	0.0 0.0%	58.5 2.0%	166.0 5.7%	16	0	1	1
14	Iron Worker			17,856.0	5,221.5 29.2%	5,951.5 33.3%	844.5 4.7%	75	16	37	3
15	Laborer			16,889.0	3,781.5 22.4%	8,614.5 51.0%	448.5 2.7%	62	9	28	3
18	Oiler			542.5	0.0 0.0%	0.0 0.0%	0.0 0.0%	2	0	0	0
Totals:				82,403.0	18,762.0 22.8%	25,414.0 30.8%	2,406.0 2.9%	336	64	117	9
HAMEL & MCALISTER, INC.		9369	02/24/2018 04/28/2018	Total Hours	Resident Hrs / %	POC Hrs / %	Female Hrs / %	Emps.	Res.	POC	Fem.
21	Pipefitter			3,151.0	644.0 20.4%	341.0 10.8%	40.0 1.3%	17	2	1	1
Totals:				3,151.0	644.0 20.4%	341.0 10.8%	40.0 1.3%	17	2	1	1
HUB FOUNDATION CO.		2011	06/19/2016 01/15/2017	Total Hours	Resident Hrs / %	POC Hrs / %	Female Hrs / %	Emps.	Res.	POC	Fem.
10	Equipment Operator			2,128.0	594.5 27.9%	885.0 41.6%	594.5 27.9%	5	1	2	1
15	Laborer			1,213.5	604.5 49.8%	604.5 49.8%	0.0 0.0%	4	1	1	0
18	Oiler			615.5	615.5 100.0%	615.5 100.0%	0.0 0.0%	1	1	1	0
20	Piledriver			634.5	8.0 1.3%	0.0 0.0%	0.0 0.0%	3	1	0	0
Totals:				4,591.5	1,822.5 39.7%	2,105.0 45.8%	594.5 12.9%	13	4	4	1
IPSWICH BAY GLASS CO.		2948	02/10/2018 04/28/2018	Total Hours	Resident Hrs / %	POC Hrs / %	Female Hrs / %	Emps.	Res.	POC	Fem.
03	Carpenter			885.5	23.0 2.6%	23.0 2.6%	401.5 45.3%	4	1	1	1
12	Glazier			1,297.0	169.0 13.0%	169.0 13.0%	169.0 13.0%	17	1	1	1
14	Iron Worker			549.0	368.5 67.1%	352.5 64.2%	0.0 0.0%	5	2	1	0
Totals:				2,731.5	560.5 20.5%	544.5 19.9%	570.5 20.9%	26	4	3	2

PROJECT STATISTICAL REPORT

BOSTON GARDEN PODIUM -- ID: 9875 Award Dept: DIP Const Cost: \$205,234,268.00 Neigh: DOWNTOWN

GC: JOHN MORIARTY & ASSOCIATES -- ID: 2098

Date Range: 07/01/2009 - 05/07/2018

Worked on
Project

BRJP Report #8

5/8/2018 9:39:11 AM

PAGE 4

JDC DEMOLITION COMPANY, I	11791	03/12/2016 04/28/2018	Total Hours	Resident Hrs / %	POC Hrs / %	Female Hrs / %	Emps.	Res.	POC	Fem.
10 Equipment Operator			528.0	72.0 13.6%	72.0 13.6%	0.0 0.0%	7	1	1	0
15 Laborer			5,174.0	1,077.0 20.8%	1,814.0 35.1%	0.0 0.0%	35	7	12	0
JDC DEMOLITION COMPANY, I		Totals:	5,702.0	1,149.0 20.2%	1,886.0 33.1%	0.0 0.0%	42	8	13	0
JOHN A. PENNEY ELECTRIC	7930	11/05/2017 04/29/2018	Total Hours	Resident Hrs / %	POC Hrs / %	Female Hrs / %	Emps.	Res.	POC	Fem.
08 Electrician			21,613.0	6,884.0 31.9%	4,208.0 19.5%	1,568.0 7.3%	50	16	10	3
JOHN A. PENNEY ELECTRIC		Totals:	21,613.0	6,884.0 31.9%	4,208.0 19.5%	1,568.0 7.3%	50	16	10	3
JOHN MORIARTY & ASSOCIA	2098	05/01/2016 04/22/2018	Total Hours	Resident Hrs / %	POC Hrs / %	Female Hrs / %	Emps.	Res.	POC	Fem.
03 Carpenter			3,300.0	0.0 0.0%	0.0 0.0%	0.0 0.0%	1	0	0	0
15 Laborer			24,386.0	16,697.0 68.5%	7,074.5 29.0%	5,472.5 22.4%	12	9	6	2
JOHN MORIARTY & ASSOCIAT		Totals:	27,686.0	16,697.0 60.3%	7,074.5 25.6%	5,472.5 19.8%	13	9	6	2
KERRS WELDING IRON WO	11848	08/09/2017 04/25/2018	Total Hours	Resident Hrs / %	POC Hrs / %	Female Hrs / %	Emps.	Res.	POC	Fem.
70 Welder			6,969.0	4,563.0 65.5%	5,244.0 75.2%	0.0 0.0%	15	9	10	0
KERRS WELDING IRON WOR		Totals:	6,969.0	4,563.0 65.5%	5,244.0 75.2%	0.0 0.0%	15	9	10	0
PRO CUT CONCRETE CUTTI	2371	05/21/2016 07/30/2016	Total Hours	Resident Hrs / %	POC Hrs / %	Female Hrs / %	Emps.	Res.	POC	Fem.
15 Laborer			96.0	0.0 0.0%	0.0 0.0%	0.0 0.0%	3	0	0	0
PRO CUT CONCRETE CUTTIN		Totals:	96.0	0.0 0.0%	0.0 0.0%	0.0 0.0%	3	0	0	0

PROJECT STATISTICAL REPORT

BOSTON GARDEN PODIUM -- ID: 9875 Award Dept: DIP Const Cost: \$205,234,268.00 Neigh: DOWNTOWN

GC: JOHN MORIARTY & ASSOCIATES -- ID: 2098

Date Range: 07/01/2009 - 05/07/2018

5/8/2018 9:39:11 AM

PAGE 5

Worked on
Project

BRJP Report #8

SOUTH COAST STEEL LLC.		12330	03/19/2016	10/01/2016	Total Hours	Resident Hrs / %	POC Hrs / %	Female Hrs / %	Emps.	Res.	POC	Fem.
14	Iron Worker				1,664.0	921.5 55.4%	588.0 35.3%	204.0 12.3%	9	4	3	1
SOUTH COAST STEEL LLC.			Totals:		1,664.0	921.5 55.4%	588.0 35.3%	204.0 12.3%	9	4	3	1
SUPERIOR RAIL/A.J. STEEL		10347	01/02/2018	04/17/2018	Total Hours	Resident Hrs / %	POC Hrs / %	Female Hrs / %	Emps.	Res.	POC	Fem.
14	Iron Worker				1,398.0	996.0 71.2%	420.0 30.0%	0.0 0.0%	10	5	2	0
SUPERIOR RAIL/A.J. STEEL			Totals:		1,398.0	996.0 71.2%	420.0 30.0%	0.0 0.0%	10	5	2	0
WILLIAM M. COLLINS COMPA		9471	01/28/2018	04/29/2018	Total Hours	Resident Hrs / %	POC Hrs / %	Female Hrs / %	Emps.	Res.	POC	Fem.
43	Sprinkler Fitter				2,805.0	491.0 17.5%	532.0 19.0%	0.0 0.0%	19	4	4	0
WILLIAM M. COLLINS COMPAN			Totals:		2,805.0	491.0 17.5%	532.0 19.0%	0.0 0.0%	19	4	4	0
WORCESTER AIR CONDITIO		2869	01/28/2018	04/29/2018	Total Hours	Resident Hrs / %	POC Hrs / %	Female Hrs / %	Emps.	Res.	POC	Fem.
26	Sheetmetal Worker				750.0	48.0 6.4%	198.0 26.4%	0.0 0.0%	8	2	2	0
WORCESTER AIR CONDITIONI			Totals:		750.0	48.0 6.4%	198.0 26.4%	0.0 0.0%	8	2	2	0
Project Totals:					284,445.0	81,361.5 28.6%	79,403.0 27.9%	16,883.5 5.9%	943	205	270	35

CONTRACTOR STATISTICAL REPORT

Contractor: **G & C CONCRETE CO.**

Cont ID: 8793

PROJECTS

Worked on
Project

Date Range: 01/01/2016 - 05/07/2018

5/8/2018 12:31:41 PM

PAGE 1

BRUP Report #5

30 DALTON STREET RESIDENCES		03/07/2015	Total Hours	Resident Hrs / %	POC Hrs / %	Female Hrs / %	Emps.	Res.	POC	Fem.
9684		08/20/2016								
Carpenter			583.0	24.5 4.2%	0.0 0.0%	0.0 0.0%	7	1	0	0
Cement Finisher			501.0	16.0 3.2%	82.5 16.5%	0.0 0.0%	13	1	5	0
Cement Laborer			246.5	9.5 3.9%	45.5 18.5%	0.0 0.0%	9	1	3	0
Equipment Operator			234.0	0.0 0.0%	0.0 0.0%	0.0 0.0%	4	0	0	0
Iron Worker			131.0	26.0 19.8%	67.0 51.1%	0.0 0.0%	10	1	3	0
Laborer			1,436.5	521.5 36.3%	1,306.0 90.9%	0.0 0.0%	15	4	10	0
Oiler			204.0	204.0 100.0%	0.0 0.0%	0.0 0.0%	1	1	0	0
30 DALTON STREET RESIDENCES		Totals:	3,336.0	801.5 24.0%	1,501.0 45.0%	0.0 0.0%	59	9	21	0
33 CONGRESS STREET		11/19/2016	Total Hours	Resident Hrs / %	POC Hrs / %	Female Hrs / %	Emps.	Res.	POC	Fem.
9854		04/28/2018								
Carpenter			7,401.5	1,737.5 23.5%	1,373.0 18.6%	0.0 0.0%	36	8	4	0
Cement Finisher			2,893.5	525.5 18.2%	1,183.5 40.9%	10.0 0.3%	34	8	16	1
Cement Laborer			3,793.5	287.0 7.6%	736.0 19.4%	0.0 0.0%	33	4	10	0
Equipment Operator			462.5	0.0 0.0%	0.0 0.0%	0.0 0.0%	7	0	0	0
Iron Worker			55.0	32.0 58.2%	0.0 0.0%	0.0 0.0%	2	0	0	0
Laborer			4,911.5	2,614.5 53.2%	2,767.5 56.3%	0.0 0.0%	29	8	15	0
33 CONGRESS STREET		Totals:	19,517.5	5,196.5 26.6%	5,060.0 31.0%	10.0 0.1%	141	28	45	1
80-82 FENWOOD		04/18/2015	Total Hours	Resident Hrs / %	POC Hrs / %	Female Hrs / %	Emps.	Res.	POC	Fem.
9727		01/09/2016								
Cement Finisher			18.0	0.0 0.0%	18.0 100.0%	0.0 0.0%	1	0	1	0
80-82 FENWOOD		Totals:	18.0	0.0 0.0%	18.0 100.0%	0.0 0.0%	1	0	1	0

CONTRACTOR STATISTICAL REPORT

Date Range: 01/01/2016 - 05/07/2018

5/8/2018 12:31:42 PM
PAGE 2

Contractor: **G & C CONCRETE CO.**

Cont ID: 8793

PROJECTS

Worked on
Project

BRJF Report #5

BOSTON GARDEN PODIUM		07/16/2016	Total Hours	Resident Hrs / %	POC Hrs / %	Female Hrs / %	Emps.	Res.	POC	Fem.
9875		04/28/2018								
Carpenter			30,056.5	8,423.5 28.0%	7,455.5 24.8%	882.0 2.9%	89	20	20	1
Cement Finisher			5,385.0	922.5 17.1%	2,142.0 39.8%	65.0 1.2%	46	10	17	1
Cement Laborer			8,758.0	413.0 4.7%	1,192.0 13.6%	0.0 0.0%	46	10	14	0
Equipment Operator			2,916.0	0.0 0.0%	58.5 2.0%	166.0 5.7%	16	0	1	1
Iron Worker			17,856.0	5,221.5 29.2%	5,951.5 33.3%	844.5 4.7%	75	17	37	3
Laborer			16,889.0	3,781.5 22.4%	8,614.5 51.0%	448.5 2.7%	62	10	28	3
Oiler			542.5	0.0 0.0%	0.0 0.0%	0.0 0.0%	2	0	0	0
BOSTON GARDEN PODIUM		Totals:	82,403.0	18,762.0 22.8%	5,414.0 30.8%	2,406.0 2.9%	336	67	117	9
D STREET HOTELS		07/19/2014	Total Hours	Resident Hrs / %	POC Hrs / %	Female Hrs / %	Emps.	Res.	POC	Fem.
9631		01/30/2016								
Carpenter			8.0	0.0 0.0%	0.0 0.0%	0.0 0.0%	1	0	0	0
Cement Finisher			8.5	0.0 0.0%	8.0 94.1%	0.0 0.0%	2	0	1	0
Laborer			124.0	40.0 32.3%	124.0 100.0%	0.0 0.0%	3	1	3	0
D STREET HOTELS		Totals:	140.5	40.0 28.5%	132.0 94.0%	0.0 0.0%	6	1	4	0
FAN PIER D.		03/19/2016	Total Hours	Resident Hrs / %	POC Hrs / %	Female Hrs / %	Emps.	Res.	POC	Fem.
9881		03/10/2018								
Carpenter			10,573.5	1,661.0 15.7%	2,809.5 26.6%	312.0 3.0%	44	13	10	1
Cement Finisher			3,783.0	529.0 14.0%	1,433.0 37.9%	24.5 0.6%	44	12	17	2
Cement Laborer			3,126.0	407.0 13.0%	846.0 27.1%	0.0 0.0%	41	4	16	0
Equipment Operator			788.5	0.0 0.0%	2.5 0.3%	0.0 0.0%	8	0	1	0
Iron Worker			6,889.5	1,971.5 28.6%	2,047.0 29.7%	104.0 1.5%	43	8	15	2
Laborer			10,537.0	4,049.0 38.4%	6,065.0 57.6%	0.0 0.0%	38	6	23	0
FAN PIER D.		Totals:	35,697.5	8,617.5 24.1%	3,203.0 37.0%	440.5 1.2%	218	43	82	5

CONTRACTOR STATISTICAL REPORT

Date Range: 01/01/2016 - 05/07/2018

5/8/2018 12:31:43 PM
PAGE 3

Contractor: G & C CONCRETE CO.

Cont ID: 8793

PROJECTS

Worked on
Project

BRJP Report #5

NORTHEASTERN SCIENCE ENG. CENT		08/23/2014	Total Hours	Resident Hrs / %	POC Hrs / %	Female Hrs / %	Emps.	Res.	POC	Fem.
9596		06/04/2016								
Carpenter			308.0	8.0 2.6%	0.0 0.0%	0.0 0.0%	4	1	0	0
Cement Finisher			117.5	0.0 0.0%	68.5 58.3%	0.0 0.0%	8	0	4	0
Cement Laborer			77.0	0.0 0.0%	8.0 10.4%	0.0 0.0%	6	0	1	0
Equipment Operator			25.5	0.0 0.0%	0.0 0.0%	0.0 0.0%	3	0	0	0
Iron Worker			248.0	56.0 22.6%	0.0 0.0%	0.0 0.0%	4	1	0	0
Laborer			361.0	24.0 6.6%	361.0 100.0%	0.0 0.0%	5	1	5	0
NORTHEASTERN SCIENCE ENG. CENT	Totals:		1,137.0	88.0 7.7%	437.5 38.5%	0.0 0.0%	30	3	10	0
ONE DALTON STREET	06/06/2015									
9728	04/28/2018		Total Hours	Resident Hrs / %	POC Hrs / %	Female Hrs / %	Emps.	Res.	POC	Fem.
Carpenter			97,020.2	31,186.7 32.1%	17,614.0 18.2%	3,415.5 3.5%	112	23	18	1
Cement Finisher			11,861.5	2,685.5 22.6%	4,724.5 39.8%	0.0 0.0%	61	20	26	0
Cement Laborer			38,248.5	11,230.0 29.4%	25,422.5 66.5%	445.0 1.2%	70	13	28	1
Equipment Operator			17,906.5	11.0 0.1%	1,478.5 8.3%	1,655.0 9.2%	26	1	2	1
Iron Worker			73,695.0	21,062.0 28.6%	36,848.5 50.0%	2,430.5 3.3%	79	19	33	2
Laborer			46,759.0	11,498.5 24.6%	31,532.5 67.4%	2,751.5 5.9%	70	17	37	1
Oiler			1,701.5	0.0 0.0%	45.0 2.6%	0.0 0.0%	3	0	1	0
ONE DALTON STREET	Totals:		287,192.2	77,673.7 27.0%	7,665.5 41.0%	10,697.5 3.7%	421	93	145	6

CONTRACTOR STATISTICAL REPORT

Date Range: 01/01/2016 - 05/07/2018

5/8/2018 12:31:45 PM
PAGE 4

Contractor: G & C CONCRETE CO.

Cont ID: 8793

PROJECTS

Worked on
Project

BRJP Report #5

PIER 4 PHASE 3 CONDO BLDG. IE+0	05/27/2017 04/28/2018	Total Hours	Resident Hrs / %	POC Hrs / %	Female Hrs / %	Emps.	Res.	POC	Fem.
Carpenter		27,132.0	8,666.0 31.9%	6,006.5 22.1%	405.0 1.5%	72	22	22	1
Cement Finisher		2,381.5	445.5 18.7%	713.0 29.9%	0.0 0.0%	39	9	12	0
Cement Laborer		2,537.5	8.0 0.3%	575.5 22.7%	0.0 0.0%	28	1	10	0
Equipment Operator		303.0	0.0 0.0%	0.0 0.0%	0.0 0.0%	5	0	0	0
Iron Worker		350.5	252.0 71.9%	74.0 21.1%	4.5 1.3%	6	2	2	1
Laborer		13,432.5	5,067.0 37.7%	8,450.5 62.9%	82.0 0.6%	54	13	23	1
PIER 4 PHASE 3 CONDO BLDG. Totals:		46,137.0	14,438.5 31.3%	5,819.5 34.3%	491.5 1.1%	204	47	69	3
SEAPORT B/C 9685	02/14/2015 07/29/2017	Total Hours	Resident Hrs / %	POC Hrs / %	Female Hrs / %	Emps.	Res.	POC	Fem.
Carpenter		11,108.5	5,164.5 46.5%	3,284.5 29.6%	1,258.0 11.3%	51	11	8	1
Cement Finisher		7,902.5	1,650.5 20.9%	3,593.0 45.5%	200.0 2.5%	51	11	19	1
Cement Laborer		7,672.5	121.0 1.6%	2,327.5 30.3%	0.0 0.0%	42	3	17	0
Equipment Operator		1,067.5	0.0 0.0%	0.0 0.0%	0.0 0.0%	6	0	0	0
Iron Worker		8,216.0	1,905.0 23.2%	3,447.0 42.0%	0.0 0.0%	44	6	17	0
Laborer		13,484.5	4,429.5 32.8%	9,230.5 68.5%	0.0 0.0%	45	7	26	0
SEAPORT B/C Totals:		49,451.5	13,270.5 26.8%	1,882.5 44.3%	1,458.0 2.9%	239	38	87	2
Contractor Totals		Total Hours	Resident Hrs / %	POC Hrs / %	Female Hrs / %	Emps.	Res.	POC	Fem.
G & C CONCRETE CO. Totals:		525,030.2	138,888.2 26.5%	102,133.0 38.5%	15,503.5 3.0%	1,655	329	581	26

CONTRACTOR STATISTICAL REPORT

Date Range: 01/01/2015 - 05/07/2018

5/8/2018 12:33:44 PM
PAGE 1

Contractor: ACCORD STEEL & PRECAST

Cont ID: 8542

PROJECTS

Worked on
Project

BRIP Report #5

888 BOYLSTON STREET 9662	02/01/2015 03/29/2016	Total Hours	Resident Hrs / %	POC Hrs / %	Female Hrs / %	Emps.	Res.	POC	Fem.
Equipment Operator		3,040.5	0.0 0.0%	0.0 0.0%	0.0 0.0%	3	0	0	0
Iron Worker		25,300.0	7,387.0 29.2%	5,413.0 21.4%	1,716.0 6.8%	70	17	15	3
Oiler		3,129.5	0.0 0.0%	269.0 8.6%	0.0 0.0%	3	0	1	0
888 BOYLSTON STREET Totals:		31,470.0	7,387.0 23.5%	5,682.0 18.1%	1,716.0 5.5%	76	17	16	3
BOSTON GARDEN PODIUM 9875	07/18/2017 04/24/2018	Total Hours	Resident Hrs / %	POC Hrs / %	Female Hrs / %	Emps.	Res.	POC	Fem.
Equipment Operator		2,121.0	0.0 0.0%	0.0 0.0%	0.0 0.0%	3	0	0	0
Iron Worker		37,954.0	9,978.5 26.3%	7,728.5 20.4%	1,668.0 4.4%	108	28	20	3
Oiler		2,758.0	0.0 0.0%	0.0 0.0%	0.0 0.0%	5	0	0	0
BOSTON GARDEN PODIUM Totals:		42,833.0	9,978.5 23.3%	7,728.5 18.0%	1,668.0 3.9%	116	28	20	3
BOSTON UNIVERSITY I.L.S.E. CENTER 9762	10/18/2015 05/22/2016	Total Hours	Resident Hrs / %	POC Hrs / %	Female Hrs / %	Emps.	Res.	POC	Fem.
Iron Worker		14,355.5	4,278.5 29.8%	4,503.0 31.4%	335.0 2.3%	38	10	9	2
BOSTON UNIVERSITY I.L.S.E. CENTER Totals:		14,355.5	4,278.5 29.8%	4,503.0 31.4%	335.0 2.3%	38	10	9	2
FAN PIER C 9532	04/29/2014 06/30/2015	Total Hours	Resident Hrs / %	POC Hrs / %	Female Hrs / %	Emps.	Res.	POC	Fem.
Equipment Operator		571.0	0.0 0.0%	0.0 0.0%	0.0 0.0%	2	0	0	0
Iron Worker		683.0	0.0 0.0%	40.0 5.9%	0.0 0.0%	4	0	1	0
Oiler		527.0	0.0 0.0%	0.0 0.0%	0.0 0.0%	1	0	0	0
FAN PIER C Totals:		1,781.0	0.0 0.0%	40.0 2.2%	0.0 0.0%	7	0	1	0

CONTRACTOR STATISTICAL REPORT

Date Range: 01/01/2015 - 05/07/2018

5/8/2018 12:33:45 PM

Contractor: ACCORD STEEL & PRECAST

PAGE 2

Cont ID: 8542

PROJECTS

Worked on Project

BRIP Report #5

FAN PIER D.	04/05/2016	Total Hours	Resident Hrs / %	POC Hrs / %	Female Hrs / %	Emps.	Res.	POC	Fem.
9881	06/27/2017	2,511.5	0.0 0.0%	0.0 0.0%	0.0 0.0%	1	0	0	0
Equipment Operator		2,511.5	0.0	0.0	0.0	1	0	0	0
Iron Worker		21,455.5	3,440.0 16.0%	5,058.5 23.6%	1,477.5 6.9%	62	14	18	2
Oiler		2,542.5	0.0 0.0%	50.5 2.0%	0.0 0.0%	3	0	1	0
FAN PIER D.	Totals:	26,509.5	3,440.0 13.0%	5,109.0 19.3%	1,477.5 5.6%	66	14	19	2
FAN PIER PARCEL I	09/02/2014	Total Hours	Resident Hrs / %	POC Hrs / %	Female Hrs / %	Emps.	Res.	POC	Fem.
9556	03/15/2016	1,000.0	0.0 0.0%	0.0 0.0%	0.0 0.0%	3	0	0	0
Equipment Operator		1,000.0	0.0	0.0	0.0	3	0	0	0
Iron Worker		8,464.0	2,035.5 24.0%	1,838.0 21.7%	289.0 3.4%	42	12	6	2
Oiler		1,000.0	0.0 0.0%	0.0 0.0%	0.0 0.0%	2	0	0	0
FAN PIER PARCEL I	Totals:	10,464.0	2,035.5 19.5%	1,838.0 17.6%	289.0 2.8%	47	12	6	2
HARVARD SCIENCE ENGINEERING CO	12/13/2016	Total Hours	Resident Hrs / %	POC Hrs / %	Female Hrs / %	Emps.	Res.	POC	Fem.
1E+0	04/17/2018	6,599.5	2,850.5 43.2%	0.0 0.0%	0.0 0.0%	5	1	0	0
Equipment Operator		6,599.5	2,850.5	0.0	0.0	5	1	0	0
Iron Worker		99,850.0	32,716.5 32.8%	31,917. 32.0%	8,138.5 8.2%	141	40	33	7
Oiler		2,948.0	466.5 15.8%	1,312.0 44.5%	610.0 20.7%	7	2	3	1
HARVARD SCIENCE ENGINEERING CO	Totals:	109,397.5	36,033.5 32.9%	3,229.0 30.4%	8,748.5 8.0%	153	43	36	8
HONG LOK	06/19/2012	Total Hours	Resident Hrs / %	POC Hrs / %	Female Hrs / %	Emps.	Res.	POC	Fem.
9127	04/14/2015	64.0	0.0 0.0%	0.0 0.0%	0.0 0.0%	2	0	0	0
Iron Worker		64.0	0.0	0.0	0.0	2	0	0	0
HONG LOK	Totals:	64.0	0.0 0.0%	0.0 0.0%	0.0 0.0%	2	0	0	0

CONTRACTOR STATISTICAL REPORT

Date Range: 01/01/2015 - 05/07/2018

5/8/2018 12:33:46 PM

Contractor: ACCORD STEEL & PRECAST

PAGE 3

Cont ID: 8542

PROJECTS

Worked on Project

BRJP Report #5

PARCEL 1B	03/26/2016	Total Hours	Resident Hrs / %	POC Hrs / %	Female Hrs / %	Emps.	Res.	POC	Fem.
9852	02/14/2017	2,238.5	0.0 0.0%	0.0 0.0%	0.0 0.0%	5	0	0	0
Equipment Operator									
Iron Worker		31,334.1	15,870.6 50.6%	7,509.0 24.0%	865.5 2.8%	74	30	18	3
Mason		341.0	0.0 0.0%	0.0 0.0%	0.0 0.0%	1	0	0	0
Oiler		2,224.5	0.0 0.0%	0.0 0.0%	0.0 0.0%	4	0	0	0
PARCEL 1B	Totals:	36,138.1	15,870.6 43.9%	7,509.0 20.8%	865.5 2.4%	84	30	18	3
PARCEL M1 & M2	04/03/2018	Total Hours	Resident Hrs / %	POC Hrs / %	Female Hrs / %	Emps.	Res.	POC	Fem.
IE+0	04/17/2018	374.0	0.0 0.0%	0.0 0.0%	0.0 0.0%	3	0	0	0
Equipment Operator									
Iron Worker		2,076.0	466.0 22.4%	383.0 18.4%	119.0 5.7%	24	6	5	1
Oiler		306.5	140.5 45.8%	140.5 45.8%	0.0 0.0%	2	1	1	0
PARCEL M1 & M2	Totals:	2,756.5	606.5 22.0%	523.5 19.0%	119.0 4.3%	29	7	6	1
SEAPORT B/C	09/22/2015	Total Hours	Resident Hrs / %	POC Hrs / %	Female Hrs / %	Emps.	Res.	POC	Fem.
9685	01/31/2017	3,959.5	0.0 0.0%	0.0 0.0%	0.0 0.0%	3	0	0	0
Equipment Operator									
Iron Worker		69,744.5	22,646.5 32.5%	18,333.0 26.3%	3,005.0 4.3%	95	33	21	3
Oiler		4,081.0	0.0 0.0%	80.0 2.0%	0.0 0.0%	5	0	0	0
SEAPORT B/C	Totals:	77,785.0	22,646.5 29.1%	8,413.0 23.7%	3,005.0 3.9%	103	33	21	3

CONTRACTOR STATISTICAL REPORT

Date Range: 01/01/2015 - 05/07/2018

5/8/2018 12:33:47 PM

Contractor: ACCORD STEEL & PRECAST

PAGE 4

Cont ID: 8542

PROJECTS

Worked on Project

BRJP Report #5

SEAPORT SQUARE PARCEL 2	05/17/2016 9795	08/08/2017	Total Hours	Resident Hrs / %	POC Hrs / %	Female Hrs / %	Emps.	Res.	POC	Fem.
Equipment Operator			1,996.5	0.0 0.0%	0.0 0.0%	0.0 0.0%	1	0	0	0
Iron Worker			25,849.6	6,497.6 25.1%	10,252.1 39.7%	1,169.0 4.5%	71	19	24	3
Oiler			8.0	0.0 0.0%	0.0 0.0%	0.0 0.0%	1	0	0	0
SEAPORT SQUARE PARCEL 2		Totals:	27,854.1	6,497.6 23.3%	0,252.1 36.8%	1,169.0 4.2%	73	19	24	3
Contractor Totals										
ACCORD STEEL & PRECAST		Totals:	381,408.2	108,774.2 28.5%	94,827.1 24.9%	19,392.5 5.1%	794	213	176	30

CONTRACTOR STATISTICAL REPORT

Date Range: 01/01/2015 - 05/07/2018

5/8/2018 12:35:31 PM

Contractor: A. A. WILL CORPORATION

ContID: 844

PROJECTS

Worked on Project

BRJP Report #5

PAGE 1

131 BEVERLY @ LOVE JOY WHARF 9714	11/29/2014 12/05/2015	Total Hours	Resident Hrs / %	POC Hrs / %	Female Hrs / %	Emps.	Res.	POC	Fem.
Equipment Operator		1,608.5	234.0 14.5%	0.0 0.0%	72.0 4.5%	13	1	0	1
Laborer		2,107.0	871.0 41.3%	486.5 23.1%	0.0 0.0%	15	5	5	0
Piledriver		200.0	48.0 24.0%	48.0 24.0%	0.0 0.0%	4	1	1	0
131 BEVERLY @ LOVE JOY WHARF Totals:		3,915.5	1,153.0 29.4%	534.5 13.7%	72.0 1.8%	32	7	6	1
200-300 FAN PIER 4 BLVD. 9879	01/26/2016 04/16/2018	Total Hours	Resident Hrs / %	POC Hrs / %	Female Hrs / %	Emps.	Res.	POC	Fem.
Equipment Operator		11,754.0	0.0 0.0%	356.0 3.0%	324.0 2.8%	38	0	1	2
Laborer		12,653.0	4,388.5 34.7%	3,086.0 24.4%	0.0 0.0%	36	9	13	0
Piledriver		7,951.0	2,571.0 32.3%	2,341.5 29.4%	144.0 1.8%	30	7	6	1
200-300 FAN PIER 4 BLVD. Totals:		32,358.0	6,959.5 21.5%	5,783.5 17.9%	468.0 1.4%	104	16	20	3
BOSTON GARDEN PODIUM 9875	03/08/2016 04/02/2018	Total Hours	Resident Hrs / %	POC Hrs / %	Female Hrs / %	Emps.	Res.	POC	Fem.
Equipment Operator		16,803.0	114.5 0.7%	73.0 0.4%	1,275.0 7.6%	39	1	1	2
Laborer		10,918.0	3,836.0 35.1%	5,195.5 47.6%	0.0 0.0%	30	7	12	0
Piledriver		12,648.0	4,955.0 39.2%	5,054.0 40.0%	1,048.0 8.3%	29	7	8	1
BOSTON GARDEN PODIUM Totals:		40,369.0	8,905.5 22.1%	0,322.5 25.6%	2,323.0 5.8%	98	15	21	3
BRIGHAMS BUILDING FOR THE FUTUR 9452	05/07/2013 05/03/2016	Total Hours	Resident Hrs / %	POC Hrs / %	Female Hrs / %	Emps.	Res.	POC	Fem.
Equipment Operator		1,759.5	447.5 25.4%	0.0 0.0%	116.5 6.6%	12	2	0	1
Laborer		1,559.0	290.5 18.6%	307.5 19.7%	0.0 0.0%	11	1	2	0
Piledriver		2,724.0	1,151.5 42.3%	844.0 31.0%	0.0 0.0%	13	5	4	0
BRIGHAMS BUILDING FOR THE FUTUR Totals:		6,042.5	1,889.5 31.3%	1,151.5 19.1%	116.5 1.9%	36	8	6	1

CONTRACTOR STATISTICAL REPORT

Date Range: 01/01/2015 - 05/07/2018

5/8/2018 12:35:32 PM

Contractor: A. A. WILL CORPORATION

PAGE 2

Cont ID: 844

PROJECTS

Worked on Project

BRJP Report #5

FAN PIER C	11/05/2013	Total Hours	Resident Hrs / %	POC Hrs / %	Female Hrs / %	Emps.	Res.	POC	Fem.
9532	11/03/2015	1,949.0	137.0 7.0%	8.0 0.4%	18.5 0.9%	23	1	1	1
Equipment Operator		1,949.0							
Laborer		3,072.5	308.0 10.0%	339.5 11.0%	0.0 0.0%	17	4	3	0
Piledriver		1,201.5	600.5 50.0%	600.5 50.0%	0.0 0.0%	7	3	3	0
FAN PIER C	Totals:	6,223.0	1,045.5 16.8%	948.0 15.2%	18.5 0.3%	47	8	7	1
FAN PIER D.	11/10/2015	Total Hours	Resident Hrs / %	POC Hrs / %	Female Hrs / %	Emps.	Res.	POC	Fem.
9881	03/12/2018	8,148.5	719.5 8.8%	683.0 8.4%	977.0 12.0%	39	2	3	4
Equipment Operator		8,148.5							
Laborer		9,869.5	2,304.0 23.3%	2,643.5 26.8%	0.0 0.0%	36	9	11	0
Oiler		113.0	0.0 0.0%	0.0 0.0%	0.0 0.0%	1	0	0	0
Piledriver		8,609.0	3,665.0 42.6%	3,405.0 39.6%	0.0 0.0%	20	6	6	0
FAN PIER D.	Totals:	26,740.0	6,688.5 25.0%	6,731.5 25.2%	977.0 3.7%	96	17	20	4
FAN PIER PARCEL I	02/18/2014	Total Hours	Resident Hrs / %	POC Hrs / %	Female Hrs / %	Emps.	Res.	POC	Fem.
9556	05/10/2016	7,435.0	645.0 8.7%	24.5 0.3%	178.5 2.4%	34	1	1	2
Equipment Operator		7,435.0							
Laborer		10,544.5	1,785.0 16.9%	2,845.5 27.0%	0.0 0.0%	21	5	5	0
Piledriver		4,456.5	2,180.0 48.9%	2,252.0 50.5%	0.0 0.0%	16	7	8	0
FAN PIER PARCEL I	Totals:	22,436.0	4,610.0 20.5%	5,122.0 22.8%	178.5 0.8%	71	13	14	2
WATERMARK SEAPORT	02/18/2014	Total Hours	Resident Hrs / %	POC Hrs / %	Female Hrs / %	Emps.	Res.	POC	Fem.
9536	02/09/2016	1,456.0	40.5 2.8%	0.0 0.0%	0.0 0.0%	17	1	0	0
Equipment Operator		1,456.0							
Laborer		1,823.5	297.0 16.3%	741.0 40.6%	0.0 0.0%	22	5	3	0
Piledriver		132.5	81.5 61.5%	81.5 61.5%	0.0 0.0%	4	2	2	0
WATERMARK SEAPORT	Totals:	3,412.0	419.0 12.3%	822.5 24.1%	0.0 0.0%	43	8	5	0

CONTRACTOR STATISTICAL REPORT

Date Range: 01/01/2015 - 05/07/2018

5/8/2018 12:35:32 PM

Contractor: **A. A. WILL CORPORATION**

PAGE 3

Cont ID: 844

PROJECTSWorked on
Project

BRJP Report #5

Contractor Totals		Total Hours	Resident Hrs / %	POC Hrs / %	Female Hrs / %	Emps.	Res.	POC	Fem.	
A. A. WILL CORPORATION		Totals:	141,496.0	31,670.5 22.4%	31,416.0 22.2%	4,153.5 2.9%	527	92	99	15

CONTRACTOR STATISTICAL REPORT

Date Range: 01/01/2015 - 05/07/2018

5/8/2018 12:37:06 PM
PAGE 1

Contractor: **JOHN MORIARTY & ASSOCIATES**

Cont ID: 2098

PROJECTS

Worked on
Project

BRJP Report #5

45 STUART STREET RESIDENCES	06/29/2014	Total Hours	Resident Hrs / %	POC Hrs / %	Female Hrs / %	Emps.	Res.	POC	Fem.
9437	06/07/2015	8,736.0	4,528.5 51.8%	749.0 8.6%	907.5 10.4%	9	5	1	1
Laborer		8,736.0				9			
45 STUART STREET RESIDENCES	Totals:	8,736.0	4,528.5 51.8%	749.0 8.6%	907.5 10.4%	9	5	1	1
BOSTON GARDEN PODIUM	05/01/2016	Total Hours	Resident Hrs / %	POC Hrs / %	Female Hrs / %	Emps.	Res.	POC	Fem.
9875	04/22/2018	3,300.0	0.0 0.0%	0.0 0.0%	0.0 0.0%	1	0	0	0
Carpenter		3,300.0				1			
BOSTON GARDEN PODIUM	Totals:	24,386.0	16,697.0 68.5%	7,074.5 29.0%	5,472.5 22.4%	12	8	6	2
Laborer		24,386.0				12			
BOSTON GARDEN PODIUM	Totals:	27,686.0	16,697.0 60.3%	7,074.5 25.6%	5,472.5 19.8%	13	8	6	2
BOSTON LANDING	06/08/2014	Total Hours	Resident Hrs / %	POC Hrs / %	Female Hrs / %	Emps.	Res.	POC	Fem.
9531	09/06/2015	3,151.0	1,439.0 45.7%	809.0 25.7%	0.0 0.0%	4	2	1	0
Carpenter		3,151.0				4			
BOSTON LANDING	Totals:	8,599.0	3,374.0 39.2%	6,288.0 73.1%	1,544.0 18.0%	14	4	10	3
Laborer		8,599.0				14			
BOSTON LANDING	Totals:	11,750.0	4,813.0 41.0%	7,097.0 60.4%	1,544.0 13.1%	18	6	11	3
BOSTON LANDING BRUINS HOCKEY B	02/15/2015	Total Hours	Resident Hrs / %	POC Hrs / %	Female Hrs / %	Emps.	Res.	POC	Fem.
9713	10/09/2016	6,217.0	3,395.0 54.6%	1,103.0 17.7%	0.0 0.0%	5	3	1	0
Carpenter		6,217.0				5			
BOSTON LANDING BRUINS HOCKEY B	Totals:	12,478.0	6,291.0 50.4%	8,568.0 68.7%	1,940.0 15.5%	10	4	6	1
Laborer		12,478.0				10			
BOSTON LANDING BRUINS HOCKEY B	Totals:	18,695.0	9,686.0 51.8%	9,671.0 51.7%	1,940.0 10.4%	15	7	7	1
BOYLSTON WEST	08/11/2013	Total Hours	Resident Hrs / %	POC Hrs / %	Female Hrs / %	Emps.	Res.	POC	Fem.
9396	07/12/2015	7,752.5	5,530.5 71.3%	3,467.5 44.7%	2,079.0 26.8%	8	5	3	2
Laborer		7,752.5				8			
BOYLSTON WEST	Totals:	7,752.5	5,530.5 71.3%	3,467.5 44.7%	2,079.0 26.8%	8	5	3	2

CONTRACTOR STATISTICAL REPORT

Date Range: 01/01/2015 - 05/07/2018

5/8/2018 12:37:07 PM

Contractor: JOHN MORIARTY & ASSOCIATES

PAGE 2

Cont ID: 2098

PROJECTS

Worked on Project

BRUP Report #5

CELITIC - BOSTON LANDING		03/19/2017	Total Hours	Resident Hrs / %	POC Hrs / %	Female Hrs / %	Emps.	Res.	POC	Fem.
9999		04/22/2018								
Carpenter			2,215.0	2,215.0 100.0%	1,203.0 54.3%	132.0 6.0%	5	5	3	1
Laborer			6,352.0	1,694.0 26.7%	1,746.0 27.5%	779.0 12.3%	13	4	8	2
CELITIC - BOSTON LANDING		Totals:	8,567.0	3,909.0 45.6%	2,949.0 34.4%	911.0 10.6%	18	9	11	3
NEW BALANCE RESIDENTIAL / 125 GU		01/08/2017	Total Hours	Resident Hrs / %	POC Hrs / %	Female Hrs / %	Emps.	Res.	POC	Fem.
9935		04/22/2018								
Carpenter			6,356.0	6,356.0 100.0%	3,717.0 58.5%	1,437.0 22.6%	5	5	3	1
Laborer			15,993.0	6,761.0 42.3%	10,375.0 64.9%	1,930.0 12.1%	15	5	9	3
NEW BALANCE RESIDENTIAL / 125 GU		Totals:	22,349.0	13,117.0 58.7%	4,092.0 63.1%	3,367.0 15.1%	20	10	12	4
PARCEL M1 & M2		12/10/2017	Total Hours	Resident Hrs / %	POC Hrs / %	Female Hrs / %	Emps.	Res.	POC	Fem.
1E+0		04/22/2018								
Carpenter			509.0	0.0 0.0%	0.0 0.0%	0.0 0.0%	1	0	0	0
Laborer			4,993.0	4,282.0 85.8%	1,210.0 24.2%	176.0 3.5%	6	5	2	1
PARCEL M1 & M2		Totals:	5,502.0	4,282.0 77.8%	1,210.0 22.0%	176.0 3.2%	7	5	2	1
SEAPORT B/C		12/06/2015	Total Hours	Resident Hrs / %	POC Hrs / %	Female Hrs / %	Emps.	Res.	POC	Fem.
9685		12/03/2017								
Carpenter			4,563.0	4,227.0 92.6%	1,479.0 32.4%	336.0 7.4%	5	4	2	1
Laborer			65,383.0	35,362.0 54.1%	23,846.0 36.5%	3,441.0 5.3%	26	16	8	2
SEAPORT B/C		Totals:	69,946.0	39,589.0 56.6%	5,325.0 36.2%	3,777.0 5.4%	31	20	10	3
Contractor Totals										
JOHN MORIARTY & ASSOCIATES		Totals:	180,983.5	102,152.0 56.4%	71,635.0 39.6%	20,174.0 11.1%	139	75	63	20

CONTRACTOR STATISTICAL REPORT

Date Range: 07/01/2009 - 05/07/2018

5/7/2018 3:47:02 PM

Contractor: **JOHN A. PENNEY ELECTRIC**

PAGE 1

Cont ID: 7930

PROJECTS

Worked on Project

BRJP Report #5

157 BERKELEY STREET 8944	08/14/2011 06/21/2013	Total Hours	Resident Hrs / %	POC Hrs / %	Female Hrs / %	Emps.	Res.	POC	Fem.
Electrician		63,072.0	28,438.0 45.1%	13,884.0 22.0% 0	2,984.0 4.7%	99	27	13	2
Technician		40.0	0.0 0.0%	0.0 0.0%	0.0 0.0%	2	0	0	0
157 BERKELEY STREET Totals:		63,112.0	28,438.0 45.1%	3,884.0 22.0%	2,984.0 4.7%	101	27	13	2
6986 DUDLEY SQUARE MUNICIPAL BUI 9230	10/21/2012 01/20/2013	Total Hours	Resident Hrs / %	POC Hrs / %	Female Hrs / %	Emps.	Res.	POC	Fem.
Electrician		1,029.0	861.0 83.7%	339.0 32.9%	0.0 0.0%	8	3	2	0
Technician		16.0	0.0 0.0%	0.0 0.0%	0.0 0.0%	2	0	0	0
6986 DUDLEY SQUARE MUNICIPAL BUI Totals:		1,045.0	861.0 82.4%	339.0 32.4%	0.0 0.0%	10	3	2	0
888 BOYLSTON STREET 9662	02/08/2015 10/02/2016	Total Hours	Resident Hrs / %	POC Hrs / %	Female Hrs / %	Emps.	Res.	POC	Fem.
Electrician		51,249.0	20,900.0 40.8%	11,501.0 22.4% 0	4,213.0 8.2%	71	21	12	4
888 BOYLSTON STREET Totals:		51,249.0	20,900.0 40.8%	1,501.0 22.4%	4,213.0 8.2%	71	21	12	4
BOSTON GARDEN PODIUM 9875	11/05/2017 04/29/2018	Total Hours	Resident Hrs / %	POC Hrs / %	Female Hrs / %	Emps.	Res.	POC	Fem.
Electrician		21,613.0	6,884.0 31.9%	4,208.0 19.5%	1,568.0 7.3%	50	16	10	3
BOSTON GARDEN PODIUM Totals:		21,613.0	6,884.0 31.9%	4,208.0 19.5%	1,568.0 7.3%	50	16	10	3
BOYLSTON WEST 9396	01/03/2014 07/19/2015	Total Hours	Resident Hrs / %	POC Hrs / %	Female Hrs / %	Emps.	Res.	POC	Fem.
Electrician		63,824.5	21,271.5 33.3%	10,420.0 16.3% 0	3,585.0 5.6%	84	19	12	2
Pipelayer		32.0	0.0 0.0%	0.0 0.0%	0.0 0.0%	1	0	0	0
BOYLSTON WEST Totals:		63,856.5	21,271.5 33.3%	0,420.0 16.3%	3,585.0 5.6%	85	19	12	2

CONTRACTOR STATISTICAL REPORT

Date Range: 07/01/2009 - 05/07/2018

5/7/2018 3:47:02 PM

Contractor: **JOHN A. PENNEY ELECTRIC**

PAGE 2

Cont ID: 7930

PROJECTS

Worked on Project

BRUP Report #5

FAN PIER PARCEL I	05/10/2015	Total Hours	Resident Hrs / %	POC Hrs / %	Female Hrs / %	Emps.	Res.	POC	Fem.
9556	05/08/2016	51,018.0	13,844.0 27.1%	4,468.0 8.8%	1,652.0 3.2%	76	18	9	2
Electrician									
FAN PIER PARCEL I	Totals:	51,018.0	13,844.0 27.1%	4,468.0 8.8%	1,652.0 3.2%	76	18	9	2
HARVARD SCIENCE ENGINEERING CO	07/31/2016	Total Hours	Resident Hrs / %	POC Hrs / %	Female Hrs / %	Emps.	Res.	POC	Fem.
1E+0	05/28/2017	2,875.0	1,224.0 42.6%	827.0 28.8%	1,043.0 36.3%	11	5	4	1
Electrician									
HARVARD SCIENCE ENGINEERING CO	Totals:	2,875.0	1,224.0 42.6%	827.0 28.8%	1,043.0 36.3%	11	5	4	1
PARCEL M1 & M2	11/26/2017	Total Hours	Resident Hrs / %	POC Hrs / %	Female Hrs / %	Emps.	Res.	POC	Fem.
1E+0	04/29/2018	4,163.5	2,846.0 68.4%	1,410.5 33.9%	32.0 0.8%	10	5	2	1
Electrician									
PARCEL M1 & M2	Totals:	4,163.5	2,846.0 68.4%	1,410.5 33.9%	32.0 0.8%	10	5	2	1
RUSSIA WHARF	07/05/2009	Total Hours	Resident Hrs / %	POC Hrs / %	Female Hrs / %	Emps.	Res.	POC	Fem.
8472	12/26/2010	53,096.0	16,448.0 31.0%	15,022.0 28.3%	2,847.0 5.4%	92	16	13	2
Electrician									
RUSSIA WHARF	Totals:	53,096.0	16,448.0 31.0%	15,022.0 28.3%	2,847.0 5.4%	92	16	13	2
WATERMARK SEAPORT	03/23/2014	Total Hours	Resident Hrs / %	POC Hrs / %	Female Hrs / %	Emps.	Res.	POC	Fem.
9536	03/20/2016	43,834.0	11,851.0 27.0%	9,599.0 21.9%	954.0 2.2%	57	13	8	2
Electrician									
WATERMARK SEAPORT	Totals:	43,834.0	11,851.0 27.0%	9,599.0 21.9%	954.0 2.2%	57	13	8	2
Contractor Totals									
JOHN A. PENNEY ELECTRIC	Totals:	355,862.0	124,567.5 35.0%	71,678.5 20.1%	18,878.0 5.3%	563	143	85	19

BEC Meeting

Inbox x



Kate Blessington
to me

Hi Manny,

I've attached all of the Workforce Request Documentation I have on file for the Garden in case you need it for the BEC meeting. I'm trying to track down a few more from subs. I also have

As a best faith effort:

A.A. Will Hired a walk on applicant - Wayne Smith

William Collins moved a Boston resident and minority from another job ending to the Garden to help numbers

Century Drywall moved 2 residents, 2 minority's and 1 female from outer city jobs to the Garden to help numbers

We've also used quite a few WBE's on this project. I'm in the process of getting a list together!

Thank you,

Kate Blessington
John Moriarty & Associates, Inc.
3 Church Street
Winchester, Ma 01890
Phone: 781-729-3900 EXT 361
Email: kateblessington@jm-a.com

G & C CONCRETE CONSTRUCTION, INC.

Commercial & Industrial Structures

19 Hale Street
Haverhill, MA 01830
Office: (978) 521-2011
Fax: (978) 521-2012

June 7, 2017

John Moriarty & Associates
3 Church Street
Winchester, MA 01890
Attn. Kate Blessington

Re: Best Faith
Subject: Boston Garden Podium

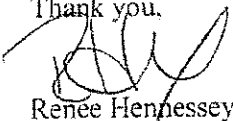
Dear Kate,

The purpose of this letter is informing both the Boston Employment Commission and the BRJP of G & C Concrete Construction's best effort commitment on the Boston Garden Podium Project.

G & C Concrete hired a Laborer, Richard Gibson. Resident/Minority on the Boston Garden Project. We also hired a, Boston Resident Carpenter, Robert Hussey a few weeks ago. I just now can verify his residency. See attached verifications.

If you have any questions regarding the information provided, please feel free to contact our office at 978-521-2011.

Thank you,



Renee Hennessey
EEO/Office
G & C Concrete Construction, Inc.

Cc: James Golden, Supervisor/Michael Curtis

G & C CONCRETE CONSTRUCTION, INC.

Commercial & Industrial Structures

19 Hale Street
Haverhill, MA 01830
Office: (978) 521-2011
Fax: (978) 521 2012

June 15, 2017

John Moriarty & Associates
3 Church Street
Winchester, MA 01890
Attn. Kate Blessington

Re: Best Faith
Subject: Boston Garden Podium

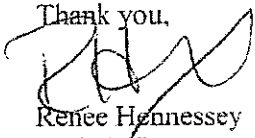
Dear Kate,

The purpose of this letter is informing both the Boston Employment Commission and the BRJP of G & C Concrete Construction's best effort commitment on the Boston Garden Podium Project.

G & C Concrete hired a Laborer, David Giacalone, a resident on the Boston Garden Project. We also hired a, Boston Resident Carpenter, Paul Marsh, I am waiting for his verification and will send it along once I receive. See attached verifications.

If you have any questions regarding the information provided, please feel free to contact our office at 978-521-2011.

Thank you,



Renee Hennessey
EEO/Office
G & C Concrete Construction, Inc.

Cc: James Golden, Supervisor/Michael Curtis

G & C CONCRETE CONSTRUCTION, INC.

Commercial & Industrial Structures

19 Hale Street
Haverhill, MA 01830
Office: (978) 521-2011
Fax: (978) 521 2012

February 9, 2018

John Moriarty & Associates
3 Church Street
Winchester, MA 01890
Attn. Kate Blessington

Re: Best Faith
Subject: Boston Garden Podium

Dear Kate,

The purpose of this letter is informing both the Boston Employment Commission and the BRJP of G & C Concrete Construction's best effort commitment on the Boston Garden Podium Project.

G & C Concrete has hired a new Boston Resident, Patrick Wallace, please see attached verifications.

Thank you,



Renee Hennessey
EEO/Office
G & C Concrete Construction, Inc.

Cc: James Golden

G & C CONCRETE CONSTRUCTION, INC.

Commercial & Industrial Structures

19 Hale Street
Haverhill, MA 01830
Office: (978) 521-2011
Fax: (978) 521 2012

February 16, 2018

John Moriarty & Associates
3 Church Street
Winchester, MA 01890
Attn. Kate Blessington

Re: Best Faith
Subject: Boston Garden

Dear Kate,

The purpose of this letter is informing both the Boston Employment Commission and the BRJP of G & C Concrete Construction's best effort commitment on the Boston Garden Project.

G & C Concrete has place 2 Carpenters and a Laborer on this project, please see attached verifications.

Thank you,



Renee Hennessey
EEO/Office
G & C Concrete Construction, Inc.

Cc: James Golden

G & C CONCRETE CONSTRUCTION, INC.

Commercial & Industrial Structures

19 Hale Street
Haverhill, MA 01830
Office: (978) 521-2011
Fax: (978) 521 2012

February 23, 2018

John Moriarty & Associates
3 Church Street
Winchester, MA 01890
Attn. Kate Blessington


Re: Best Faith
Subject: Boston Garden

Dear Kate,

The purpose of this letter is informing both the Boston Employment Commission and the BRJP of G & C Concrete Construction's best effort commitment on the Boston Garden Project.

G & C Concrete has transferred 2 Ironworkers and 1 Carpenter to the Boston Garden Project, as well as pulled 1 Ironworker Apprentice out of the hall to help fulfill our goals. Please see attached verifications.

Thank you,



Renee Hennessey
EEO/Office
G & C Concrete Construction, Inc.

Cc: James Golden

G & C CONCRETE CONSTRUCTION, INC.

Commercial & Industrial Structures

19 Hale Street
Haverhill, MA 01830
Office: (978) 521-2011
Fax: (978) 521 2012

March 23, 2018

John Moriarty & Associates
3 Church Street
Winchester, MA 01890
Attn. Kate Blessington


Re: Best Faith
Subject: Boston Garden

Dear Kate,

The purpose of this letter is informing both the Boston Employment Commission and the BRJP of G & C Concrete Construction's best effort commitment on the Boston Garden Project.

G & C Concrete has transferred 3 Carpenters to the Boston Garden Project, to help fulfill our goals. Please see attached verifications.

Thank you,



Renee Hennessey
EEO/Office
G & C Concrete Construction, Inc.

Cc: James Golden



OFFICE OF BOSTON RESIDENTS JOBS POLICY
WORK FORCE REQUEST DOCUMENTATION

PROJECT: Boston Garden

Please email this form to the BRJP Monitor when requests for new employees are made.

FROM: <u>Harriet E. McDietter</u>			
DATE REQUESTED: <u>4/5/18</u>		DATE REQUIRED:	
LOCAL #: <u>537</u>			
REQUEST MADE TO:			
NAME: <u>Aidan Jones Thomas Kest</u>			
I. REQUEST (S) MADE TO UNION:			
TRADE: <u>Pipefitters 537</u>			
TOTAL	RESIDENT	MINORITY	FEMALE
	<u>1</u>	<u>1</u>	<u>1</u>
TRADE:			
TOTAL	RESIDENT	MINORITY	FEMALE
REQUEST MADE BY:			
NAME: <u>Aidan Jones</u>			
II. ACTUAL EMPLOYEE (S) SENT BY UNION:			
TRADE:			
TOTAL	RESIDENT	MINORITY	FEMALE
	<u>0</u>	<u>0</u>	<u>0</u>
TRADE:			
TOTAL	RESIDENT	MINORITY	FEMALE
COMMENTS:			

When requesting workers, this form should be used for all telephone calls made to your local union representative or contractor's association. Please have your union or contractor's association follow-up in writing with your request. Email a copy of this form and the letter to the general contractor and the BRJP Monitor, within 7 working days. Workforce Request Documentation Forms without a follow-up letter will not be considered as a "Best Faith Effort".

Kate Blessington

From: Kate Blessington
Sent: Friday, April 06, 2018 10:01 AM
To: Manuel Barbosa
Subject: BEST FAITH EFFORT
Attachments: Labor List-Podium.pdf; Travelers-Out of Local List-Podium.pdf

Hi Manny,

Please see below best faith effort form Hamel on the Garden.

Kate Blessington
JMA

From: Steve Buonopane [mailto:sbuonopane@h-m-inc.com]
Sent: Thursday, April 05, 2018 1:43 PM
To: Kate Blessington <kateblessington@jm-a.com>
Cc: Hamel-McAllister Inc. <shamel@h-m-inc.com>; Aidan Trainor <atrainor@h-m-inc.com>
Subject: FW:BJRP

Hi Kate,

I have attached some backup and have forwarded an email below from the 537 Business Agent supporting our struggle in finding some local help.

You will also see on the attached sheet highlighted in yellow the amount of out of state union workers we have been forced to take on the Podium project due the lack of labor available here in Boston. I have also provided the supporting documents confirming their residents.

We will continue to put forth every effort to fulfill these BRJP requirements.

Please let me know if you should need any further information.

Thanks,
Steve Buonopane
Hamel & McAlister Inc.
617.293.0997

From: Aidan Trainor
Sent: Thursday, April 05, 2018 12:13 PM
To: Steve Buonopane <sbuonopane@h-m-inc.com>
Subject: FW: BJRP

From: Thomas Kerr [mailto:Kerr@pipefitters537.com]
Sent: Thursday, April 5, 2018 12:03 PM

To: Aidan Trainor <atrainor@h-m-inc.com>

Subject: RE: BJRP

Hi Aidan

Pipefitters local 537 is currently at full employment.

We do not have any Boston residents females or

Minorities available at this time. If anybody calls or

checks in I will let you know.

Thomas P. Kerr, Jr.

Assistant Business Manager

Trustee: Educational Fund

Pipefitters' Association Local Union 537

35 Travis Street

Allston, MA 02134

617-787-5370 ext. 226

617-224-2065 cell

W: Boston Garden - BRJP - BEST FAITH

Inbox x



Kate Blessington
to me

Hi Manny,

Please see attached best faith effort from Century Drywall on the Boston Garden.

Thanks,
Kate

From: Roger Simons [mailto:RSimons@centurydrywallinc.com]
Sent: Thursday, April 19, 2018 10:30 AM
To: Kate Blessington <kateblessington@jm-a.com>
Subject: Fwd: Boston Garden - BRJP

This is what Jeff got from plasters union hall.

ROGER SIMONS

Begin forwarded message:

From: Jeff Thorpe <jthorpe@centurydrywallinc.com>
Date: April 19, 2018 at 7:31:12 AM EDT
To: Roger Simons <RSimons@centurydrywallinc.com>
Subject: RE: Boston Garden - BRJP

Roger,
At the moment the hall doesn't have any production sprayers (Plasterers).
Attached is the email chain with the business agent.

Jeff

From: Roger Simons
Sent: Wednesday, April 18, 2018 11:51 AM
To: Jeff Thorpe <jthorpe@centurydrywallinc.com>
Subject: FW: Boston Garden - BRJP
Importance: High

Let me know when you get the letter, and if you have removed the guys. I'm not in good shape

Thanks, Roger

From: Kate Blessington <kateblessington@jm-a.com>
Sent: Tuesday, April 17, 2018 11:49 AM
To: Roger Simons <RSimons@centurydrywallinc.com>
Subject: Boston Garden - BRJP
Importance: High

Hi Roger,

I noticed last week you had a female taper (Eva Neves) on the Boston Garden for 8 hours and this week she is gone. Any way you can get her back over there monitor will say something and I'd like to tell him you guys are already on top of it ☺

**TOTAL HOURS ON
JOB:**

13,466.00

Total Work Hours:

**Total Work
Percentage:**

Resident	Minority	Female
2901.5	4360	8
22%	32%	0%

Thank you,

Kate Blessington
John Moriarty & Associates, Inc.
3 Church Street
Winchester, Ma 01890
Phone: 781-729-3900 EXT 361
Email: kateblessington@jm-a.com

FW: Boston Garden - BRJP

Inbox x

Kate Blessington

to me

FYI Please see below from Century Drywall.

From: Roger Simons [mailto:RSimons@centurydrywallinc.com]**Sent:** Wednesday, April 18, 2018 7:24 AM**To:** Kate Blessington <kateblessington@jm-a.com>**Subject:** RE: Boston Garden - BRJP

Kate,

Thanks for the heads up. I'm adding 2r's, 2m's, and a female by Monday. I'll try to add another female by the following Monday. I sat with Pam a couple of weeks ago and told her I'd step it up on females as best I can.

Is fireproofing grouped in with me on this project? I need to know so I can get on Jeff as well.

Roger

From: Kate Blessington <kateblessington@jm-a.com>**Sent:** Tuesday, April 17, 2018 11:49 AM**To:** Roger Simons <RSimons@centurydrywallinc.com>**Subject:** Boston Garden - BRJP**Importance:** High

Hi Roger,

I noticed last week you had a female taper (Eva Neves) on the Boston Garden for 8 hours and this week she is gone. Any way you can get her back over there? Can say something and I'd like to tell him you guys are already on top of it ☺

**TOTAL HOURS ON
JOB:****13,466.00****Total Work Hours:****Total Work
Percentage:**

Resident	Minority	Female
2901.5	4360	8
22%	32%	0%

Thank you,

Kate Blessington

John Moriarty & Associates, Inc.

3 Church Street

Winchester, Ma 01890

Phone: 781-729-3900 EXT 361

Email: kateblessington@jm-a.com