

**CITY OF BOSTON**  
**DRAFT Program Year 2015 CAPER**

**APPENDICES**

<b>Section</b>	
<b>A</b>	<b>Reference Maps 1 through 7</b>
<b>B</b>	<b>CDBG funded contracts:</b> <ul style="list-style-type: none"><li>• <b>Human Service Providers – Office Workforce Development</b></li><li>• <b>CEDAC</b></li><li>• <b>Main Streets</b></li><li>• <b>Partners with Nonprofits (PNP)</b></li><li>• <b>ReStore</b></li><li>• <b>Commercial Real Estate Loans</b></li><li>• <b>Business Technical Assistance – On Site</b></li></ul>
<b>C</b>	<b>Emergency Solutions Grant – Subrecipients</b> <b>HOME: HQS Inspections</b>
<b>D</b>	<b>Housing Production: Completed, In Construction + Committed</b>
<b>E</b>	<b>IDIS Reports</b>  <b>PR06 – Summary Accomplishments</b> <b>PR-23 CDBG &amp; HOME Summary of Accomplishments</b>
<b>F</b>	<b>Financial Reports: PR26: CDBG Financial Summary, CDBG Loan Portfolio Status, HOME Match Report</b>

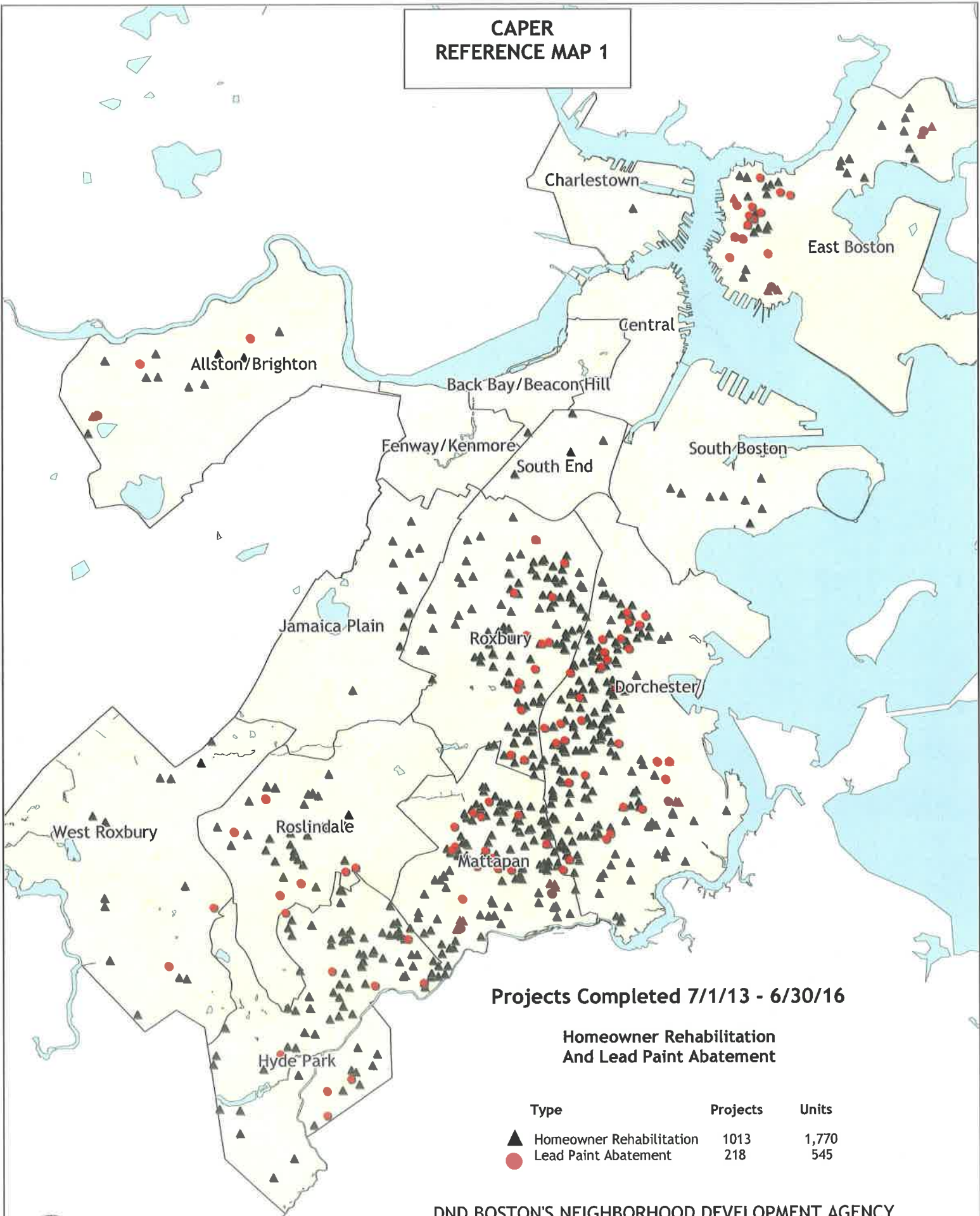
# **SECTION A**

## **Reference Maps**

**1 through 7**

---

# CAPER REFERENCE MAP 1



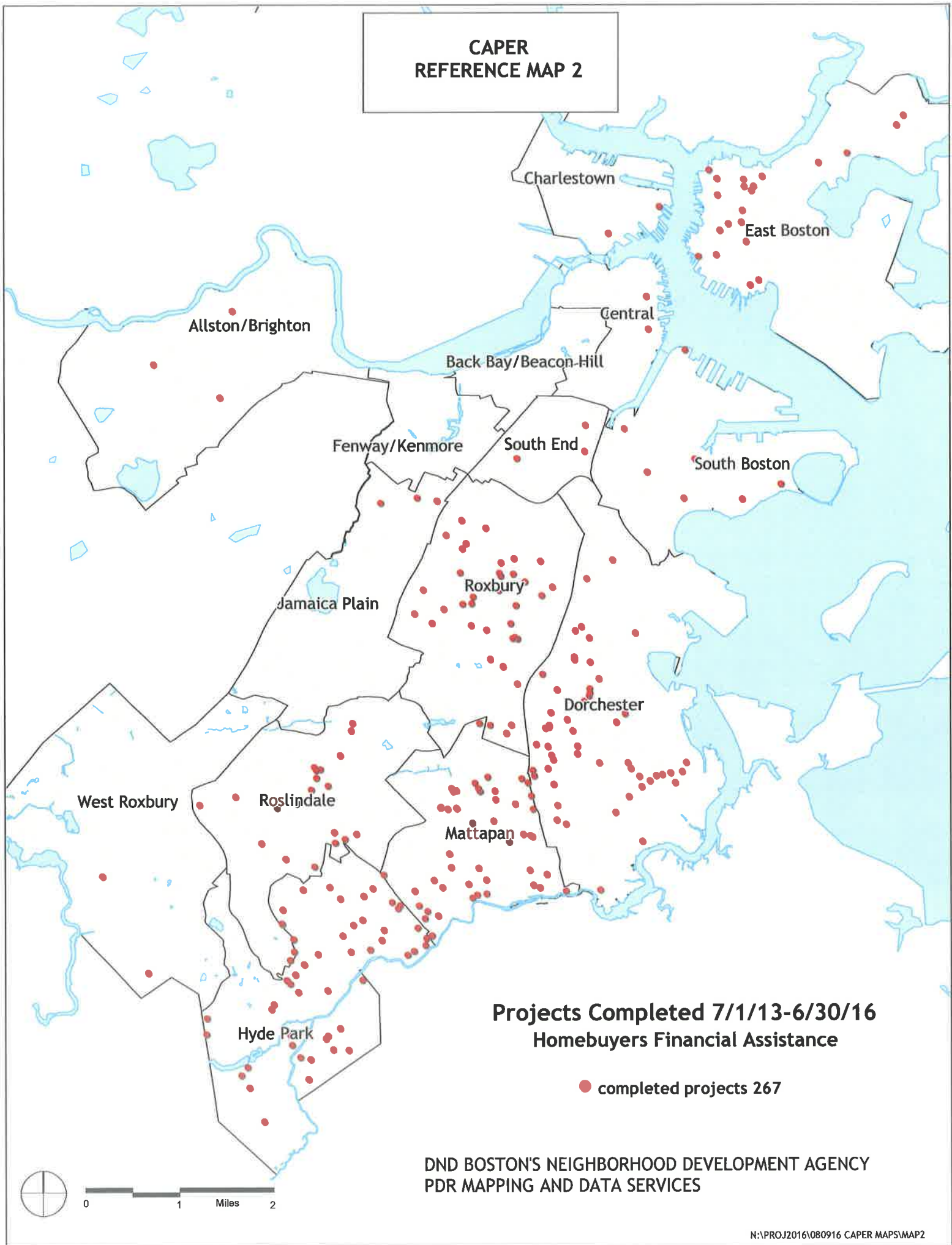
**Projects Completed 7/1/13 - 6/30/16**

**Homeowner Rehabilitation  
And Lead Paint Abatement**

Type	Projects	Units
▲ Homeowner Rehabilitation	1013	1,770
● Lead Paint Abatement	218	545

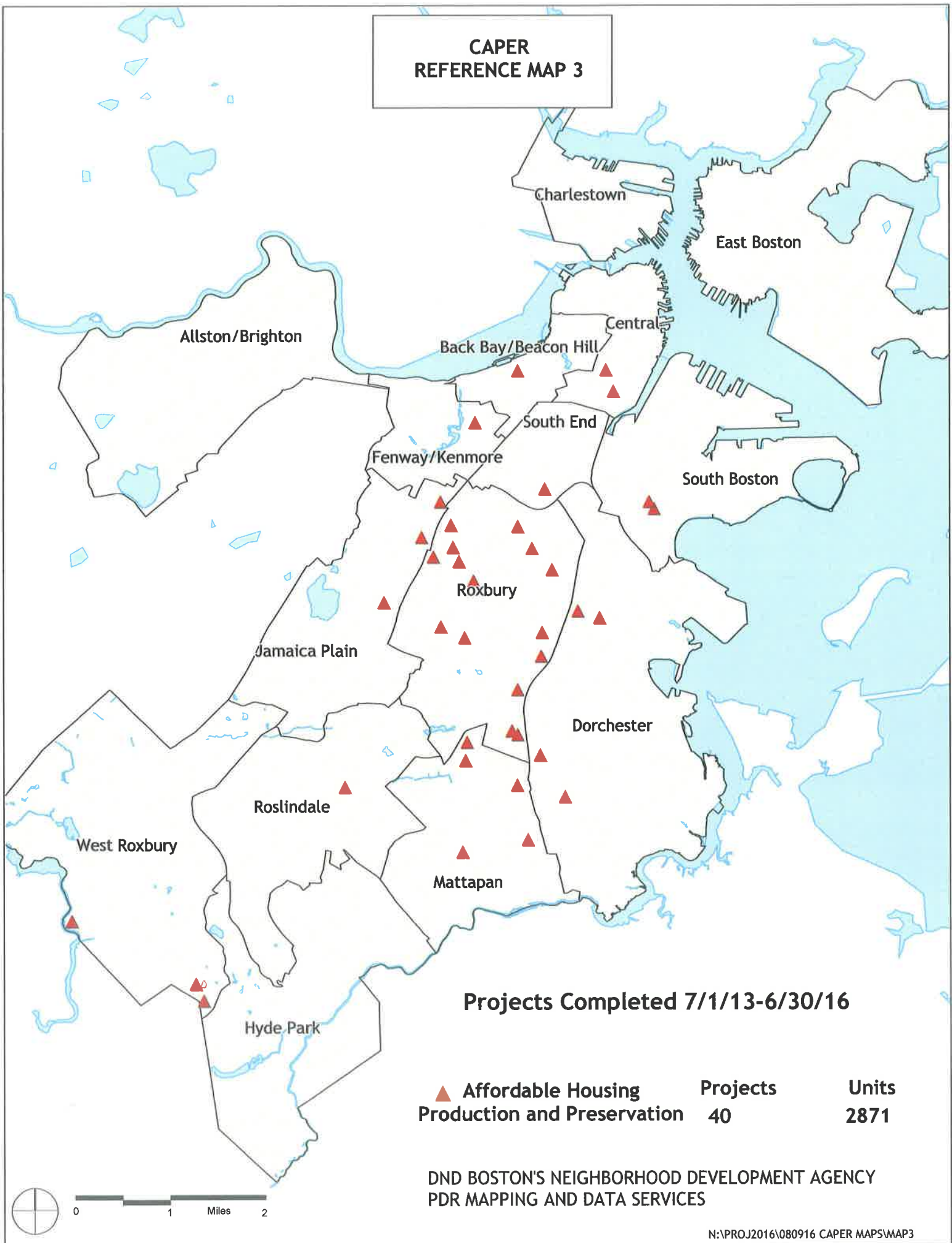
**DND BOSTON'S NEIGHBORHOOD DEVELOPMENT AGENCY  
PDR MAPPING AND DATA SERVICES**

**CAPER  
REFERENCE MAP 2**





**CAPER  
REFERENCE MAP 3**

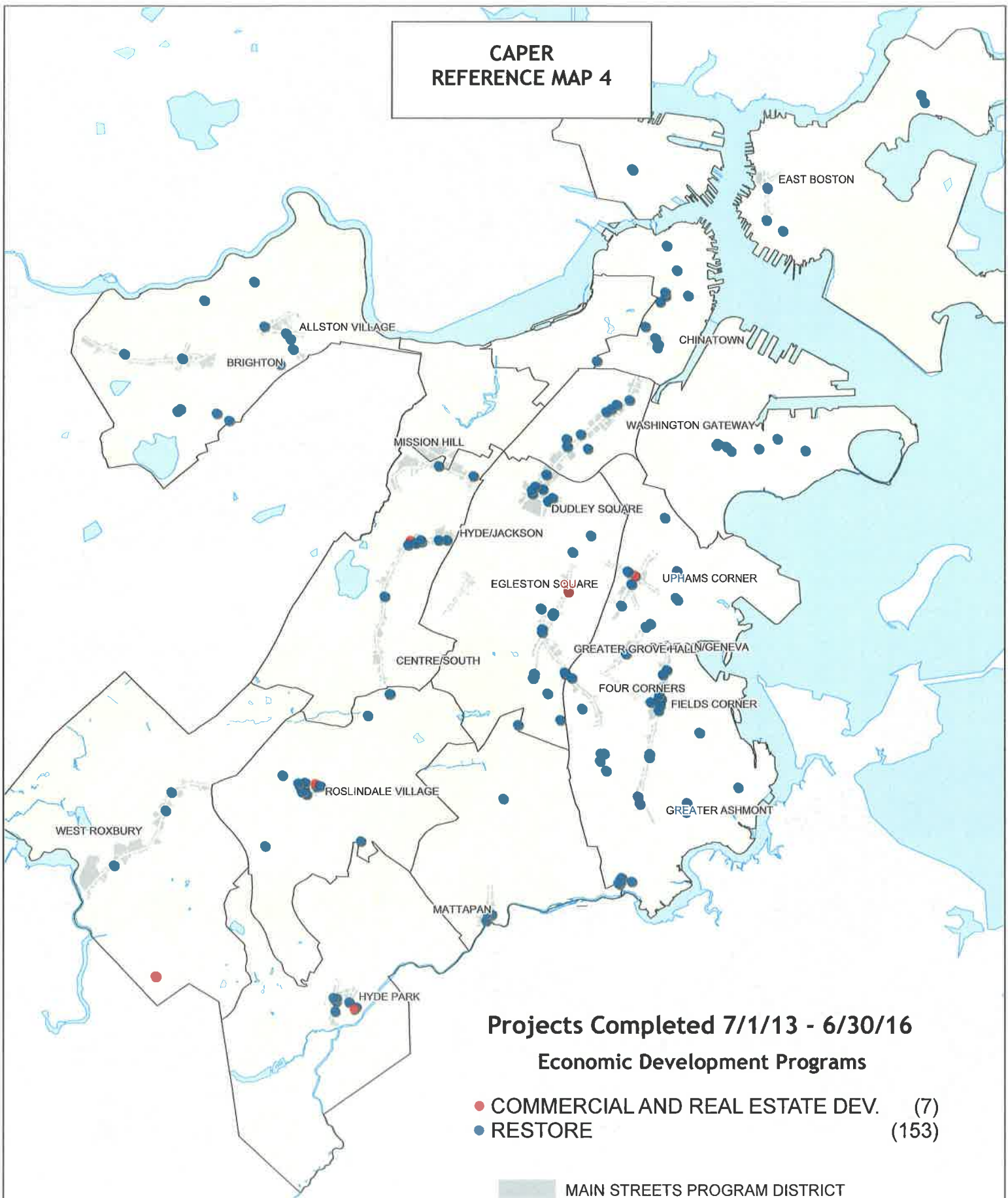


**Projects Completed 7/1/13-6/30/16**

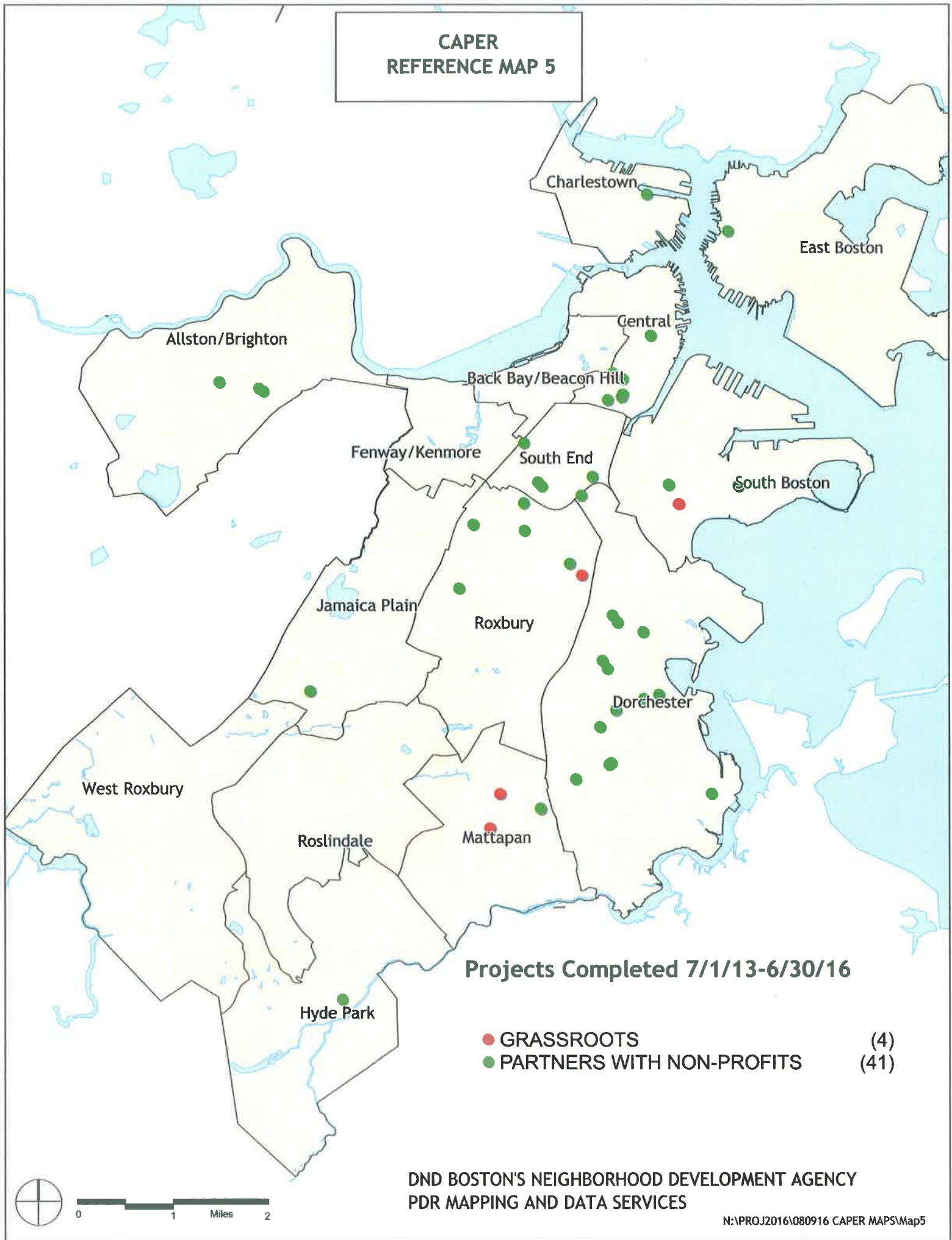
▲ Affordable Housing	Projects	Units
Production and Preservation	40	2871

**DND BOSTON'S NEIGHBORHOOD DEVELOPMENT AGENCY  
PDR MAPPING AND DATA SERVICES**

# CAPER REFERENCE MAP 4



**CAPER  
REFERENCE MAP 5**

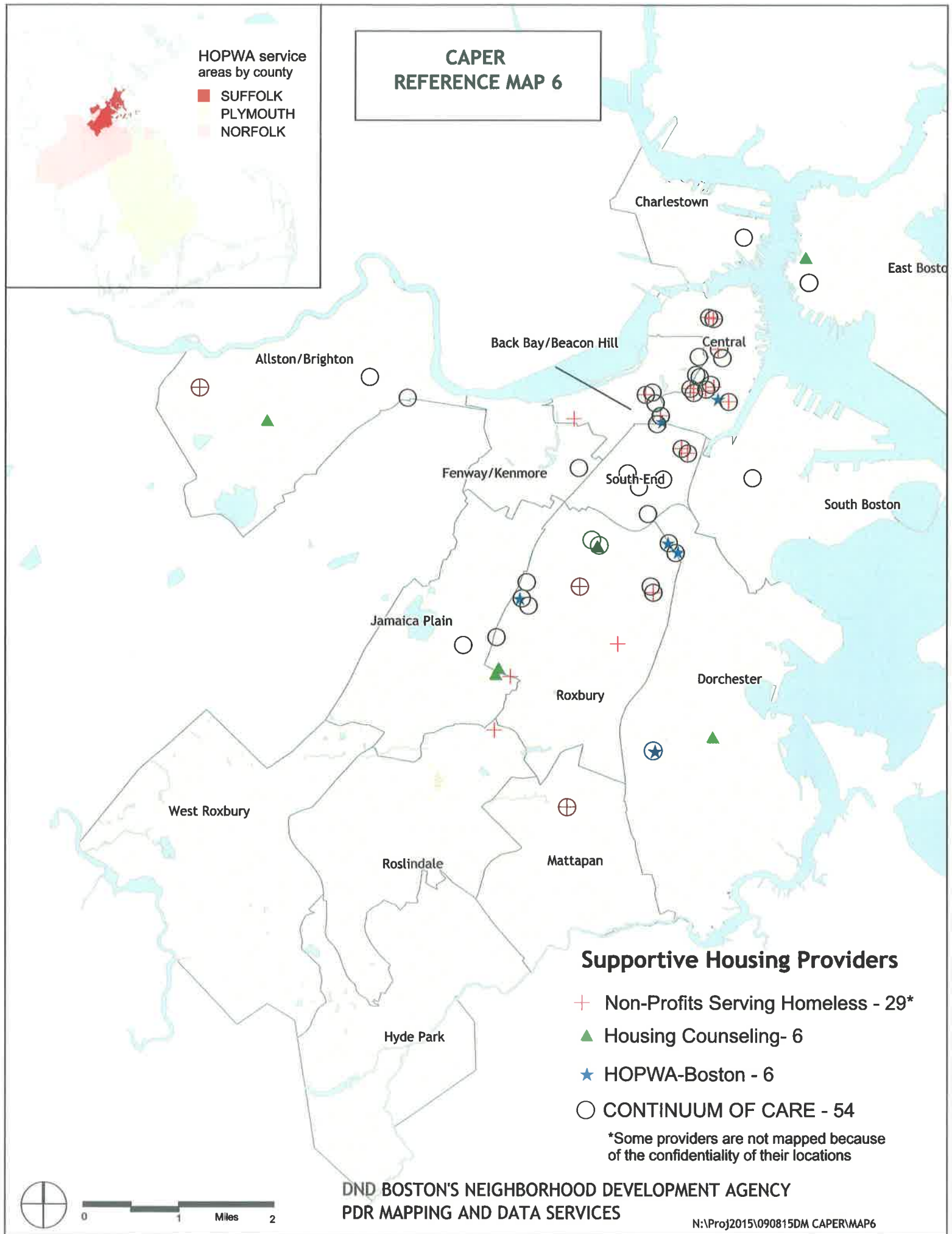




HOPWA service  
areas by county

■ SUFFOLK  
■ PLYMOUTH  
■ NORFOLK

## CAPER REFERENCE MAP 6





# CAPER REFERENCE MAP 7

Quincy Corridor  
NRSA Boundary

## Quincy Corridor NRSA Projects 7/01/13-6/30/16

- + GRASSROOTS (1)
- + ReStore (2)
- COMMERCIAL AND R. E. DEVELOPMENT (1)
- ◇ AFFORDABLE HOUSING  
PRODUCTION AND PRESERVATION (2)
- ☆ HOMEBUYERS FINANCIAL ASSISTANCE (19)
- ▲ HOMEOWNER REHABILITATION (29)\*

\*including 9 lead paint abatements

QUINCY HEIGHTS PARCELS

PEARL MEATS

# **SECTION B**

## **CDBG funded contracts:**

- **Human Service Providers – Office Workforce Development**
  - **CEDAC**
  - **Main Streets**
  - **Partners with Nonprofits (PNP)**
  - **ReStore**
  - **Commercial Real Estate Loans**
  - **Business Technical Assistance – On Site**
-

CDBG Funded Services - Office of Workforce Development: 7/1/15 to 6/30/16				
Agency	Program Type	Neighborhood	City FY16	Service Level
Allston Brighton APAC	Economic security/employment	Allston-Brighton	\$ 20,000	27
Artists for Humanity	Job Employment/Training & Education	South Boston	\$ 50,000	203
Asian American Civic Association	Job Training & Placement	Chinatown	\$ 50,000	278
Bay Cove Human Services	Job Training & Placement	Downtown	\$ 40,000	53
Boston Asian YES (Youth Essential Services)	Job readiness/Education	Chinatown	\$ 20,000	16
Boston Chinatown Neighborhood Center	Job Training & Placement	Chinatown	\$ 40,000	16
Boston Higher Education Resource Center	college readiness	South End	\$ 40,000	127
Boys & Girls Clubs of Dorchester	work readiness & employment	Dorchester	\$ 40,000	128
Casa Myrna Vasquez	financial literacy	South End	\$ 35,000	51
Catholic Charities	ESOL; work readiness	Dorchester	\$ 40,000	91
Crittenton Womens' Union	Job readiness & employment	Downtown	\$ 55,000	33
DEAF, Inc.	Disability services/economic security	Allston-Brighton	\$ 35,000	34
East Boston Social Center	Job Readiness & Education	East Boston	\$ 20,000	11
Ecumenical Social Action Committee (ESAC)	Education & employment	Roxbury	\$ 35,000	116
Elizabeth Stone House	Job Training & Placement	Jamaica Plain	\$ 35,000	104
ETHOS	Financial Mgmt/Eviction prevention	Jamaica Plain	\$ 35,000	249
Fenway Community Development Corporation	Job readiness & employment	Fenway	\$ 35,000	40
Greater Boston Chinese Golden Age Center	Elder services/economic security	Chinatown	\$ 35,000	423
Greater Boston Legal Services	Economic security/Eviction prevention	Downtown	\$ 35,000	35
Haitian American Public Health Initiative	Education & work readiness	Mattapan	\$ 40,000	36
Hyde Square Task Force	Job Training & Education	Jamaica Plain	\$ 40,000	42
International Institute of Boston	Job Training & Placement	Downtown	\$ 40,000	45
Interseminarian Project Place	Job Training & Placement	South End	\$ 65,000	50
Irish International Immigrant Center	Job Training & Placement	Downtown	\$ 20,000	18
Jackson Mann Community School and Council	Job Readiness & Education	Allston-Brighton	\$ 20,000	25
Jamaica Plain NDC	Job Training & Placement	Jamaica Plain	\$ 65,000	45
Justice Resource Institute - STRIVE	work readiness & employment	Dorchester	\$ 55,000	22
La Alianza Hispana	elder services	Roxbury	\$ 35,000	126
Massachusetts Alliance of Portuguese Speakers	work readiness & employment	Dorchester	\$ 40,000	206
Massachusetts Association for the Blind	Visually-impaired srvc/economic secur.	city wide	\$ 35,000	126
Mujeres Unidas Avazando	Education & Placement	Dorchester	\$ 40,000	24
NECAT	Job Training & Placement	Boston	\$ 20,000	76
North Suffolk Mental Health Association	Counseling & economic security	East Boston	\$ 35,000	60
Notre Dame Education Center	Job Training & Placement	South Boston	\$ 40,000	50
Operation ABLE	Job Training & Placement	Boston	\$ 50,000	26
Partners for Youth With Disabilities	work readiness & employment	city wide	\$ 35,000	62
Project Hope	Job Training & Placement	Roxbury	\$ 65,000	18
ROCA	Job Training & Placement	Boston	\$ 65,000	201
SMCWC - Crossroads Family Shelter	Homelessness & case mgmt services	East Boston	\$ 40,000	55
Somali Development Center	Job Training & Placement	Jamaica Plain	\$ 30,000	54
St. Francis House	Homelessness srvc & employment	Boston	\$ 40,000	24
Tobin Community Center	Education & work readiness	Roxbury	\$ 20,000	137
United South End Settlements	Job readiness training & employment	South End	\$ 20,000	19
Upham's Corner Community Center	Education	Dorchester	\$ 20,000	9
Veronica B. Smith Multi-Service Senior Center	Elder services/economic security	Allston-Brighton	\$ 35,000	150
Viet-AID	Job readiness & Education	Dorchester	\$ 30,000	122
West End House Boys & Girls Club	Job Employment/Training & Education	Allston-Brighton	\$ 50,000	52
YMCA	Job Training & Placement	Downtown	\$ 50,000	11
Zumix	Career readiness & Education	East Boston	\$ 40,000	67
SUBTOTAL			\$ 1,875,000	3993
ADULT EDUCATION (in partnership with state)				
Foundation for Boston Centers for Youth & Families	ESOL	Dorchester	\$ 175,000	95
Mujeres Unidas Avanzando	ESOL	Dorchester	\$ 100,000	57
Action for Boston Community Development	ESOL	Roslindale & North End	\$ 75,000	60
Jewish Vocational Service	ESOL & Adult Basic Ed.	Downtown & Hyde Park	\$ 50,000	23
SUBTOTAL			\$ 400,000	235
GRAND TOTAL			\$ 2,275,000	4228

**Community Economic Development Assistance Corporation**

**Summary of FY16 Billings for CEDAC Staff Technical Assistance**

	<b>Project</b>	<b>Neighborhood</b>	<b>Number of Units</b>
1	100 Tyler St Preservation	Chinatown	4
2	17 Court Street SRO	Downton	94
3	1392 Dorchester Ave	Dorchester	12
4	70 Brookledge St Phase 1	Roxbury	25
5	976 Morton Street	Mattapan	6
6	American Legion Hwy	Hyde Park	8
7	Back of the Hill Ph 4	Mission Hill	34
8	Brook Ave Coop	Dorchester	36
9	Brookview House II	Dorchester	12
10	Burbank Gardens	Fenway	52
11	Carol Ave Apartments	Allston Brighton	35
12	Chinatown Projects	Chinatown	114
13	Church Street SRO	Dorchester	11
14	Cleaves Court & Dimock Bragdon	Roxbury	90
15	COHIF Four Corners Project	Dorchester	10
16	Columbia Road HIF Workout	Dorchester	24
17	Commonwealth Ave Apts	Allston	235
18	Concord Houses	South End	181
19	Cottage Brook	Dorchester	147
20	Dartmouth Hotel	Roxbury	65
21	Dudley Terrace	Dorchester	56
22	Forest Glen	Jamaica Plain	13
23	Haynes House	Roxbury	131
24	Hong Lok	Chinatown	75
25	Mass Pike Towers	Chinatown	200
26	Morrant Bay	Dorchester	129
27	Newcastle/Saranac	South End	97
28	Nott Street (aka Residences at Fairmount Station)	Hyde Park	27
29	Oak Terrace	Chinatown	88
30	Residencia Betances	South End	11
31	Rockingham Glen	West Roxbury	143
32	Sewall Building	Roxbury	
33	St. Botolph Terrace	Fenway	52
34	Talbot Commons Phase I	Dorchester	40
35	Tremont Village	Chinatown	20
36	VBC Apartments	Dorchester	30
37	Walnut House	Jamaica Plain	32
38	Westminster Court	Roxbury	70
39	Westminster Washington	Roxbury	27
40	Whittier Lyndhurst Washington Apts	Dorchester	44
41	Wilshire Apartments	Roxbury	29
42	Ziegler Street	Roxbury	7
		<b>TOTAL Units</b>	<b>2505</b>



**Boston Main Streets: PY 15 Accomplishments Report (7/1/15 to 6/30/16)**

<b>Main Street District (20)</b>	<b>% Storefronts Occupied</b>	<b>Total# New Businesses Opened</b>	<b>Businesses Assisted</b>	<b>Jobs Created</b>
Allston Village Main Streets	99	4	68	78
Bowdoin Geneva Main Streets	94	7	92	13
Brighton Main Streets	94	9	71	64
Chinatown Main Streets	99	6	40	39
Dudley Square Main Streets	94	7	67	69
East Boston Main Streets	99	13	155	24
Egleston Main Streets	98	3	48	13
Fields Corner Main Streets	98	6	64	27
Four Corners Main Streets	94	0	52	0
Greater Grove Hall Main Streets	77	6	51	9
Hyde Jackson Square Main Streets	93	4	68	4
Hyde Park Main Streets	90	13	111	37
JP Centre South Main Streets	0	0	0	0
Mattapan Square Main Streets	94	4	303	13
Mission Hill Main Streets	93	3	65	22
Roslindale Village Main Streets	97	8	206	22
St. Mark's Area Main Streets	92	5	158	13
Uphams Corner Main Streets	94	5	150	28
Washington Gateway Main Streets	96	2	60	37
West Roxbury Main Streets	94	2	53	4
<b>TOTALS</b>		<b>107</b>	<b>1882</b>	<b>516</b>

**PARTNERS WITH NON PROFITS: Program Year 2015, 7/1/15 to 6/30/16**

Project Name	Project Scope	Actual Awarded
Asian Task Force Against Domestic Violence FY16	Rehabbing of bathrooms. Toilets, sinks and showers to be installed.	\$ 20,000.00
Boys & Girls Clubs of Dorchester FY16	Repainting building.	\$ 20,000.00
Charlestown Recovery FY16	Rehabilitation Center and Shelter. Wall and ceiling repair, installation of chair rails, installation of commercial carpet.	\$ 20,000.00
Children's Services of Roxbury FY16	Installation of new flooring and security cameras.	\$ 20,000.00
Crossroads Family Shelter FY16	Additional funds of \$30,000 will be used for Installation of new ceramic tiling, VCT, VCB and laminated flooring.	\$ 50,000.00
Dorchester YMCA FY16	Replacing air conditioning condenser and air handler. Reconstruct cement foundation around youth center, paint caulk, replace siding on youth center building.	\$ 39,000.00
East Boston Social Center FY16	Replacement of heating system, radiators, and baseboard.	\$ 20,000.00
Elizabeth Stone House FY16	Renovate kitchen and video intercom system.	\$ 20,000.00
Family Nurturing Center FY16	Replace carpets, painting and glazing of windows.	\$ 20,000.00
Gavin House FY16	Rehabilitation/Shelter. Replacement of bathroom walls, ceilings and fixtures.	\$ 20,000.00
Haley House FY16	Installation of flood lights for security.	\$ 20,000.00
Kwong Kow Chinese School PNP FY16	These funds will be used for repairs to the HVAC.	\$ 20,000.00
Metro Boston Alive PNP FY16	These funds will be used for emergency replacement of 11 structural columns. Removal of electric heating from first floor and replaced with wall unit. Installation of lighting in the basement. Categorized under Social Service and Welfare Organizations. Established in 2001 and incorporated in Massachusetts. Services provided as alcohol and drug counselling.	\$ 20,000.00
MUA FY16	Repaving of parking lot.	\$ 20,000.00
New England Center for Arts & Technology~Culinary Arts Program FY16	Plumbing related	\$ 20,000.00
Project Hope - Dudley St. FY16	These funds will be used to install upgraded camera (16) and video monitoring systems. Adding additional lighting in our parking lot; specifically two light poles at either end of our property. \$20,000 CDBG and \$30,000 Choice	\$ 50,000.00
Project Hope - Magnolia St. FY16	These funds will be used for removal of asbestos tiles and installation of a new audio/video door intercom and close-circuit TV at the Child Care Center. \$20,000 CDBG and \$30,000 Choice	\$ 50,000.00
Rehabilitation and Health FY16	Shelter. Installation of new handicapped lift.	\$ 20,000.00
South Boston Boys & Girls (Edgerly Family) FY16	Replacement of air conditioning system.	\$ 9,500.00
South Boston Neighborhood House FY16	Repaving of parking lot for daycare center.	\$ 20,000.00
St. Ambrose Family Shelter FY16	Kitchen equipment replacement and plumbing and electrical.	\$ 20,000.00
St. Francis House FY16	Plumbing, electrical and kitchen equipment.	\$ 20,000.00
St. Mary's Center for Women & Children FY16	Family Shelter. Rehabbing of bathroom.	\$ 20,000.00
The Food Project FY16	These funds will be used for new fencing for both farms, West Cottage Farm in Dorchester and the Langdon Farm in Roxbury.	\$ 20,000.00
United South End Settlement FY16	Security cameras.	\$ 20,000.00
Urban League FY16	Painting, carpeting and security systems.	\$ 20,000.00
VietAID FY16	These funds will be used to replace flooring.	\$ 20,000.00
Work, Inc. FY16	Install two new Harsco Patterson/Kelly Thermific boilers.	\$ 20,000.00
		<b>\$ 658,500.00</b>

## ReStore - Program Year 2015: 7/1/15 to 6/30/16

Project	Project Scope	Funds Awarded
1294 Blue Hill Avenue Design	Architectural elevation and construction drawings for complete facade renovation and graphic design assistance for 3 businesses.	\$ 13,000
374 -378 Washington Street Design	Design logos and signage for two retail businesses, a hair salon and a convenience store.	\$ 4,300
383-395 Bowdoin Street Design	Create signage designs for five businesses in a multi-storefront retail building in the Bowdoin Geneva area of Dorchester.	\$ 4,000
Bowdoin Geneva Main Streets Re-Branding Design	Design of an updated logo and template marketing and promotional materials for a Main Streets organization.	\$ 4,000
Castillo Auto Mall Design	Cover costs associated with graphic design to create logo/branding for signage for auto mall and six other auto related businesses.	\$ 6,000
Clipper Ship Architectual Design	Architectural designs, elevation and design development drawings for a full facade renovation for a liquor store.	\$ 8,000
Clipper Ship Graphic Design	Branding and logo design for a liquor store.	\$ 4,000
DJ'S Market Design	Architectural assistance for full facade designs and construction drawings for a market, and graphic design services for branding and logo design for a market and bakery/cafe.	\$ 13,000
Djady's Hair Salon Design	Branding and graphic/logo designs for a hair salon.	\$ 4,000
Hair Station Design	Graphic design for logo, branding and signage for a beauty salon.	\$ 4,000
J V Kitchen Design	Design of a logo, new signage, branding and menu design for a restaurant.	\$ 4,000
Kornfield's Pharmacy Design	Design of a logo, signage, window graphics and branding materials for a pharmacy.	\$ 4,000
Nos Casa Design	Design of logo, branding and menu design for a restaurant.	\$ 4,000
Peggy O'Neil's Pub & Grille Design	Graphic design for branding and signage, architectural drawings. Additional funds of \$3,500 will be used for services related to Mass Accessibility Access Board application, and construction drawing for a full facade renovation for a restaurant.	\$ 15,500
St. Mark's Area Main Street Re-branding Design	These funds will be used for the branding and design for a logo for a Main Streets district organization.	\$ 4,000
The Old Havana Restaurant Design	Graphic design for the branding and logo design for a restaurant.	\$ 4,000
Frugal Finders Thrift Store Design	Design signage and window graphics for a furniture and gift store.	\$ 1,500
Living Well Rehab Center Design	Design signage and window graphics for a rehab clinic.	\$ 1,500
Lopez the Florist Architectual Design	Architectural elevation and construction drawings for facade renovation.	\$ 10,500
Plop Plop Market Design	Design signage and window graphics for a convenience store.	\$ 1,500
Women Entrepreneurs Logo	Branding and logo design for the Women Entrepreneurs program.	\$ 4,000
<b>TOTAL</b>		<b>\$ 118,800</b>

### ReStore Design - Program Year 2015: 7/1/15 to 6/30/16

Project Name	Project Scope	Awarded	New Business	New Storefront	# Jobs Created
1294 Blue Hill Avenue	Full facade improvements including: new window and door systems, re-cladding of facade exterior, new signage and lighting for a multi-storefront building.	\$ 40,000			0
1508 Tremont	Fabrication and installation of signage and lighting for corner storefront for new restaurant in Mission Hill.	\$ 5,000			0
200 Washington Street	Installation of new window and door systems, repair of exterior cladding, and fabrication and installation of new exterior signage	\$ 20,000			0
214-218 Bowdoin Street	Renovation of a commercial facade including knee wall, windows, lighting, signage and removal of solid roll-down security grates and replacement of grates for a commercial building in Dorchester.	\$ 30,000			0
224 Boston Restaurant	Facade upgrades and lighting to longstanding restaurant including 2 sides of building at corner and courtyard entrance including removal of solid roll down grates.	\$ 15,000		1	0
374-378 Washington St	Fabrication and installation of new signage and lighting, and the removal of solid roll down grates for a beauty salon and market.	\$ 6,000			0
383 -395 Bowdoin Street	Fabrication and installation of new signage and window graphics for a multi-storefront retail building.	\$ 12,500			0
Anita Kurl	Fabrication and installation of signage and window graphics for a hair salon.	\$ 2,500		1	0
Araujo Coin Op	Fabrication and installation of signage and window graphics.	\$ 3,500			0
Capo -	The scope of this new restaurant project entails the installation of new window and doors systems, the repair and replacement of masonry, the installation of new exterior lighting, and new exterior signage. LMJ Will create 3 jobs.	\$ 40,000	Yes	2	120
Claudia Market	The renovation of this business will include the installation of new exterior window and door systems, repair of masonry, and the fabrication of new exterior signage and removal of solid grates to this local market.	\$ 20,000			0
Clipper Ship	Full facade improvements including: new window and door systems, re-cladding of facade exterior, new signage and lighting for a liquor store.	\$ 22,000			0
DJ's Market	Full facade improvements including: new window and door systems, re-cladding of facade exterior, new signage and lighting for a multi-storefront building.	\$ 40,000			0
Djady's Hair Salon	Fabrication and installation of new signage and blade sign, new lighting, window graphics and removal of solid roll down grates for a beauty salon and spa.	\$ 7,500			0
Dorchester Brewing Company	Fabrication and installation of new signage, window and door systems, grain silo and new lighting for a beer distillery.	\$ 45,000			0
Exit Bayside Realty	Fabrication and installation of new awnings, new blade sign and removal of the close grate and replace it with a new door for a Real Estate company in Dorchester.	\$ 3,500			0
Fantastic Hair Beauty Salon, Inc.	Fabrication and installation of new exterior signage and lighting for this salon.	\$ 2,500			0



Project Name	Project Scope	Awarded	New Business	New Storefront	# Jobs Created
Greater Ashmont Main Streets	Fabricate and install a new blade sign for Greater Ashmont Main Streets's new branding for the new logo in Dorchester.	\$ 3,000		1	0
Hair Station	Fabrication and installation of signage and lighting for a beauty salon.	\$ 3,500			9
Homestead Bakery & Cafe	Fabrication and installation of awnings and signage for a new cafe.	\$ 5,000	Yes	2	0
J V Kitchen	Fabrication and installation of new signage and lighting for a restaurant.	\$ 3,500			0
Kim's Flower Shop	Fabrication and installation of signage for a flower shop.	\$ 3,000			0
Landmark Public House	Renovation of complete facade. Including new window and door systems, recladding of exterior and installation of new exterior signage and lighting for a new full-service restaurant	\$ 40,000			2
Landmark Unlimited Realty	Fabrication and installation of signage for a real estate office.	\$ 3,500			0
Liz's Hair Care	Fabrication and installation of a new awning for Mission Hill hair salon.	\$ 3,000			0
Los Magicos Barbershop & Multiservices Center	Fabrication and installation of new exterior signage and lighting for this barbershop in Roxbury.	\$ 2,500			0
Nos Casa Restaurant	Fabrication and installation of new signage, and blade sign, window graphics, new lighting and awning for a restaurant.	\$ 7,500			0
Old Havana Restaurant	This ReStore grant is for the fabrication and installation of new exterior signage and lighting for a full-service restaurant	\$ 6,000			0
Peggy O'Neil's	Facade improvements including: new window and door systems, exterior painting, new signage and lighting for a restaurant/bar.	\$ 40,000			0
PJM Adams St	Facade improvements to six storefronts including removal of overhang, new sign band, and signage and lighting fabrication.	\$ 45,000			10
Streetfood Revolution	Fabricate and install a new sign for the front of the store and a blade sign. 2 signs total.	\$ 3,000	Yes	1	50
The Dorset	The project scope for this new restaurant includes recladding the exterior with Masonry, adding new Window and door systems, installation of new exterior lighting, and new exterior signage. LMJ Will create 3 jobs.	\$ 40,000	Yes	2	9
The Puddingstone Tavern	Fabrication and installation of new exterior signage including a blade sign for a new restaurant.	\$ 3,000	Yes	1	0
Tony's Market	Installation of new window and door systems, repair of masonry, and installation of new exterior signage for this butcher shop and specialty food store. LMJ 1 Job EIA attached!	\$ 25,000			
Tous Les Jours	Renovation of facade, including new window and door systems, repair of masonry, and the installation of new exterior signage and exterior lighting for a new bakery.	\$ 20,000			5
Vibrant Beauty Salon	Fabrication and installation of signage ( Shawmut and Mass Ave) and a blade sign for a beauty salon.	\$ 2,000	Yes	1	4

Project Name	Project Scope	Awarded	New Business	New Storefront	# Jobs Created
194-200 Blue Hill Avenue	Renovation of 3 storefronts including installation of new window and door systems, new sign band, and new exterior signage for a restaurant and real estate office.	\$ 30,000	Yes	3	0
Castillo Auto Mall	Fabrication and installation of new signage and lighting for a multi-storefront building.	\$ 20,000			0
LuLu's Barbershop & Salon	This ReStore grant will assist the fabrication and installation of new exterior signage and lighting for this salon.	\$ 5,000		1	0
Acorn Yoga	Fabricate and install new signage, a new blade sign, and lighting for a yoga studio in Brighton.	\$ 3,000			0
Amanda's Flowers	Fabrication and installation of new signs and lights for a flower shop.	\$ 2,500		1	0
Ashlee Trust	Facade improvements, new signage, awnings and lighting for a retail building.	\$ 40,000			0
Cake Pops Boston	Fabrication and installation of new signage for a bakery.	\$ 2,500		1	4
Dates and Olives	Fabricate and install a new blade sign for a new restaurant in Brighton.	\$ 1,700	Yes	1	0
Energize	These funds will be used for the fabrication and installation of a new signage and blade sign, lightning for a new juice and salad bar in Brighton..	\$ 3,500	Yes	1	0
Frugal Finders Thrift Shop	Fabrication and installation of signage.	\$ 3,500			0
Iron Body Studios	Fabrication and installation of a new sign for a fitness business.	\$ 2,500		1	0
La Motta's Italian Specialties	Installation of new exterior signage	\$ 5,000	Yes	1	0
Living Well Rehab	Fabrication and installation of signage.	\$ 2,500			0
Lopez the Florist	These funds will be used for facade improvements including: re-cladding of facade exterior, new signage and lighting for a florist shop.	\$ 30,000			0
Miam Miam Macaronerie	These funds will be used for the fabrication and installation of new signage and window graphics for a bakery.	\$ 2,500			7
Mi Pueblito	The funds will be used for fabrication and installation of signage and window graphics for a new restaurant in East Boston.	\$ 2,000	Yes	1	0
Molinari's	Fabrication and installation of signage for new restaurant in Adams Village	\$ 2,500	Yes		0
Myer Dana and Sons	Facade improvements including new window and door systems, renovation of knee walls and exterior masonry, and installation of new exterior signage housing 3 retail level tenants.	\$ 25,000			2
Oasis Cafe	Fabrication and installation of signage, awnings and window graphics for a new restaurant in Roslindale.	\$ 2,500	Yes	1	0
On Centre	Fabrication and installation of new exterior signage for a retail store	\$ 3,000			0
Passion Beauty Supply & Salon	The funds will be used for the fabrication and installation of a new flat sign and blade sign for a beauty supply and salon business in Hyde Park	\$ 3,000	Yes	1	0
Philip Edward Salon	Installation of new window and door systems, new cladding, new awning systems, and new exterior signage and lighting.	\$ 20,000			0

Project Name	Project Scope	Awarded	New Business	New Storefront	# Jobs Created
Plop Plop Market Grant	Removal of grate, and fabrication and installation of sign.	\$ 3,000			
Pure Joy Flowers	These funds will be used for the fabrication and installation of signage for a flower shop..	\$ 3,000		1	0
Skin Care Adventure	Renovation of facade including the installation of new window and door systems, fabrication of new sign band and installation of new exterior signage and exterior lighting for beauty salon	\$ 20,000		2	0
	Fabrication and installation of new exterior signage for new restaurant in Charlestown.	\$ 3,000		1	0
The Private Office Barbershop	These funds will be used for the fabrication and installation of signage for a barbershop.	\$ 2,500	Yes	1	1
Thirst	Installation of new windows and new exterior signage for a new restaurant	\$ 8,000	Yes	2	8
Transformations Skin Care and Nail Parlor	Fabrication and installation of new signage for skin & nail care business.	\$ 3,000	Yes	1	4
Twelve Hours	Fabrication and installation of a flat and a blade signage and lighting for a new restaurant.	\$ 3,000	Yes	1	20
Union Chiropractic Clinic	Fabrication and installation for signage for a new Chiropractic office in Hyde Park.	\$ 2,500	Yes	1	0
<b>TOTALS</b>		<b>\$ 833,700</b>	<b>19</b>	<b>35</b>	<b>255</b>

### Commercial Real Estate Loans: PY15 7/1/15 to 6/30/16

Project Name	Project Scope	Funds Awarded
1508 Tremont Corp	Purchase equipment and provide working capital to new restaurant to open at 1508 Tremont Street in Mission Hill.	\$ 50,000
Dorchester Brewing Company	Provide funds for soft costs and working capital to assist in the conversion of an industrial building into a contract brewer.	\$ 125,000
Dudley Cafe	Provide funds for working Capital, equipment and soft costs related to the opening of this new restaurant located in Dudley Square	\$ 50,000
CommonWealth Kitchen	Creation of a cold prep manufacturing line.	\$ 95,000
		<b>\$ 320,000</b>

### On-Site Business Technical Assistance: PY15 7/1/15 to 6/30/16

Project Name	Project Scope	Funds Awarded
Antonio's Pizzeria TA	One-on-one financial coaching for restaurant in Dorchester.	\$ 3,500.00
Bill Banfield TA	Development of a business plan for an art venue/restaurant in Roxbury.	\$ 6,500.00
Chill on Park TA	Marketing & business consulting for restaurant/ice cream parlor in Dorchester.	\$ 6,000.00
CommonWealth Kitchen - TA	One-on-one financial coaching for a food-based business in Dorchester.	\$ 8,800.00
Covenant Creations TA	Customer experience and marketing consulting for hair salon in Roxbury.	\$ 3,500.00
DJ's Market TA	One-on-one financial coaching for market in Dorchester.	\$ 3,500.00
Dudley Dough TA	One-on-one financial coaching for restaurant in Dudley Square.	\$ 3,500.00
Endgame Hair & Beauty Bar TA	One-on-one financial coaching for hair salon in Dorchester	\$ 3,500.00
Fire Code Design TA 2	In-depth business operations consulting for a fire prevention business in Roxbury.	\$ 2,750.00
Hair Station Salon TA	Customer experience and marketing consulting for hair salon in Dudley.	\$ 3,500.00
HDM Systems Corporation TA	In-depth business operations consulting for a manufacturing firm in Allston.	\$ 2,750.00
Laura's Place TA	In-depth business operations consulting for a restaurant in Uphams Corner Dorchester.	\$ 2,750.00
Le's Restaurant TA	In-depth business operations consulting for a restaurant in Allston.	\$ 2,750.00
Lulu's Barbershop & Salon TA	Customer experience and marketing consulting for barbershop & salon in Roxbury.	\$ 3,500.00
Pimentel Market TA	Technical assistance for local market to update sales and inventory system; as well as market analysis, revised product lines, and marketing.	\$ 2,750.00



Project Name	Project Scope	Funds Awarded
Rose's Hair Design TA	Customer experience and marketing consulting for hair salon.	\$ 3,500.00
The Fixer Computer and Electronic Repair TA	Customer experience and marketing consulting for computer and electronics repair store in Roxbury.	\$ 2,875.00
The People's Academy TA	One-on-one business coaching and mentorship for copper business and apprenticeship program in Dorchester.	\$ 4,900.00
Visions Sown TA	One-on-one financial coaching for baking company in Roxbury.	\$ 3,500.00
What a Deal Variety Store TA 2	Customer experience and marketing consulting for convenience store in Roxbury.	\$ 3,500.00
Boston Cheese Cellar TA	Customer experience and marketing consulting for retail food shop in Roslindale.	\$ 3,500.00
Brix Wine Shop TA	Marketing & business consulting for wine store in South End.	\$ 5,500.00
Daniel's Bakery TA	In-depth operations consulting for a bakery in Brighton.	\$ 2,750.00
Edible Arrangements TA	These funds will be used for 1:1 Legal Assistance.	\$ 2,000.00
Jamie's Dollar Discount TA	One -on One Business Coaching & Mentorship	\$ 2,000.00
Morse Fish Company TA	One-on-one business coaching and mentorship	\$ 2,750.00
Neptune Garment Co. TA	One -on One Business Coaching & Mentorship, including legal advising, for garment company in the South End.	\$ 2,000.00
Pressed For Time Inc.dba Pro-Print TA	In-depth business operations consulting for a printing company in downtown Boston.	\$ 2,750.00
Royal African Caribbean Supermarket TA	In-depth business operations consulting for market in Hyde Park.	\$ 2,875.00
Stonybrook Fine Arts LLC TA	In-depth business consulting for Stonybrook Fine Arts LLC in Egleston	\$ 2,450.00
Sweet Tooth - TA	One-on-one business coaching and mentorship for Bakery in South Boston.	\$ 4,900.00
Adrienne J Vaughan, LLC TA	In-depth business operations consulting for a legal firm in West Roxbury.	\$ 1,375.00
Computer Warehouse Associates, Inc. (Tech Network of Boston) TA	One -on One Business Coaching & Mentorship, including legal advising, for tech company in South Boston.	\$ 2,000.00
		<b>\$ 114,675.00</b>

# **SECTION C**

## **Emergency Solutions Grant – Subrecipients**

### **HOME: HQS Inspections**

---

<b>Emergency Solutions Grant Subrecipients: Program Year 2015</b>		
<b>Provider</b>	<b>Contract Amount</b>	<b>ESG Component</b>
Bay Cove, Inc./TPP	\$35,951	Homelessness Prevention
BMC Boston Medical Ctr.	\$25,000	Homelessness Prevention
Hearth, Inc	\$39,550	Homelessness Prevention
HomeStart, Inc.-HP	\$98,870	Homelessness Prevention
HomeStart, Inc.-RRH	\$78,152	Rapid Re-Housing
Project Place	\$26,498	Emergency Shelter
JRI, Inc.	\$36,290	Homelessness Prevention
MCH, Inc	\$38,295	Homelessness Prevention
JAS	\$68,250	Homelessness Prevention
NECHV	\$97,270	Rapid Re-Housing
Pine Street Inn	\$247,550	Rapid Re-Housing
Pine Street Inn-St.	\$137,500	Street Outreach
Project Hope	\$89,378	Homelessness Prevention
Project Hope	\$49,935	Rapid Re-Housing
Span	\$36,346	Homelessness Prevention
FAB	\$191,580	Rapid Re-Housing
<b>TOTAL</b>	<b>\$1,296,415</b>	

# Boston, Housing Quality Standards (HQS) 9/1/15 to 8/31/16

IDIS	PROJECT	INSPECT	DATE	NEIGHBORHOOD
6	Alexander Magnolia Co-Op	5	6/29/2016	Roxbury
7	Father Martin Cooperatives	2	6/15/2016	South Boston
24	1900 Washington Street	1	11/23/2015	Roxbury
31	Seaver/Erie	1	8/21/2015	Dorchester
56	225 West Second St. 202	2	3/9/2016	South Boston
57	Sargent-Prince	2	9/25/2015	Roxbury
60	Huntington House	2	5/25/2016	Boston
61	6-12 School Street	2	11/23/2015	Jamaica Plain
63	554-556 Columbia Road	2	11/18/2015	Dorchester
67	Brook Avenue Cooperative	2	12/9/2015	Roxbury
69	Commerce Apartments	2	9/16/2015	Roxbury
71	Stafford Heights	3	4/20/2016	Roxbury
72	Infill Apartments	2	4/20/2016	Roxbury
76	Haynes House	3	4/20/2016	Roxbury
78	Ceylon Field	3	6/29/2016	Dorchester
79	14-14A Circuit Street	1	12/15/2015	Roxbury
80	Ceylon/Columbia/Intervale	3	12/21/2015	Dorchester
81	64 - 70 Burbank St.	7	3/16/2016	Fenway
92	Nate Smith House	1	5/2/2016	Jamaica Plain
93	976 Morton Street: Fuller/Morton	1	11/19/2015	Mattapan
94	Brighton Allston Apartments, Allston	5	3/29/2016	Brighton/Allston
995	Park Congregate House	3	11/18/2015	Dorchester
1454	Maple Common	4	12/18/2015	Roxbury
1674	Academy Homes I	9	4/28/2016	Roxbury
2325	Longfellow House	1	3/31/2016	Roslindale
3922	Wilder Gardens	2	12/3/2015	Dorchester
3945	Warren Avenue Apartments	1	5/18/2016	Roxbury
4289	15-25 Hemenway St.,	5	3/28/2016	Fenway
4290	Mishawum Park Apts.	12	1/14/2016	Charlestown
5258	St. Joseph's Cooperative	21	6/30/2016	Roxbury
5519	Villa Michelangelo	11	5/3/2016	North End
5752	Trinity House Rehab	5	12/8/2015	East Boston
5753	Siochain	1	12/7/2015	East Boston
5756	Landfall Communities	3	3/30/2016	East Boston
5757	Erie, Ellington	7	6/16/2016	Dorchester
5772	BCN Properties/Cruz	2	4/6/2016	Dorchester
5773	3-4 Holborn Terrace	1	1/7/2016	Roxbury
5817	Dudley Terrace	3	12/9/2015	Dorchester
5960	Sister Clara/Fenwick School Cooperative	2	2/15/2016	Dorchester
6601	Mass Pike Towers	6	6/1/2016	Chinatown
6882	Pondview Apartments	2	12/18/2015	Jamaica Plain
6894	25 Ruggles St.	2	5/19/2016	Roxbury
6928	Horizons II Apartments	2	1/20/2016	Roxbury
7523	430-436 Dudley Street	3	4/6/2016	Roxbury
7921	136-140 Pleasant Street	4	1/29/2016	Dorchester
8367	Howard Dacia Homes	9	1/13/2016	Roxbury
9019	Dunmore Place/8 Dunmore Street	1	12/30/2015	Roxbury
9187	Dartmouth Hotel	15	12/18/2015	Roxbury
9408	Boston's HOPE	3	12/30/2015	Roxbury
9467	The Metropolitan aka Parcel C	13	2/19/2016	Chinatown
9496	Talbot/Bernard (elderly)	5	4/6/2016	Dorchester
9501	Trinity Terrace	5	4/6/2016	Dorchester
9526	Riley House 202	6	3/31/2016	Hyde Park
9540	Mission Hill Phase II	2	3/3/2016	Mission Hill
9541	300 Eustis St. /Casa Familias Unidas	2	12/30/2015	Roxbury
10288	Interfaith Apartments	2	8/15/2016	South End
10334	Harvard Commons	7	5/3/2016	Dorchester
10350	Columbia West Apartments	3	6/21/2016	Dorchester
10355	Victory House	1	5/26/2016	Boston
10374	Egleston Crossing	2	1/7/2016	Roxbury
10379	Barnes School 202 Elderly Housing	2	12/11/2015	East Boston
10633	Geneva Avenue, Dorchester (Pine St. 202)	2	1/7/2016	Roxbury
10791	Zelma Lacy House/Mishawum Assisted Living	3	6/15/2016	Charlestown



10882	1392 House	2	1/19/2016	Dorchester
11164	Forward Inc./Carlton House	1	5/18/2016	Roxbury
11365	Bickford Street 202/Julia Martin House	1	12/18/2015	Jamaica Plain
11600	Horizons I	1	3/10/2016	Mattapan
12183	Cary Cottage/John Flowers House	1	12/14/2015	Roxbury
12187	Columbia Wood Apartments	1	5/31/2016	Dorchester
12197	Brunswick-Holborn Apartments	2	3/8/2016	Dorchester
12246	Mattapan Heights III	1	3/15/2016	Mattapan
12261	Carol Avenue Cooperative	3	5/2/2016	Allston/Brighton
12314	One Lenox	2	1/10/2016	Roxbury
12525	34 Algonquin Street	1	3/10/2016	Dorchester
12904	Ruggles Shawmut	2	1/13/2016	Roxbury
12934	Spencer House/25 School Street	1	5/26/2016	Roxbury
13045	Gatehouse/Project Place	1	3/16/2016	South End
13049	Ashmont TOD Housing	4	8/18/2016	Dorchester
13276	Dudley Village - North	2	1/10/2016	Roxbury
13537	Imani House	6	5/6/2016	Roxbury
13568	The Doe House	2	1/6/2016	Jamaica Plain
13569	Humphreys Street/Sojourner House	1	12/16/2015	Dorchester
14009	Blessed Sacrament Convent/SROs	5	5/18/2016	Jamaica Plain
13891	Centre/Lamartine	3	12/18/2015	Jamaica Plain
14224	1460 House	5	3/15/2016	Dorchester
14282	Mattapan Heights I AKA: The Foley	2	12/17/2015	Mattapan
14381	Hope House	2	12/17/2015	Roxbury
14475	Dudley Village Phase II (South)	5	3/31/2016	Roxbury
14540	Blessed Sacrament Mixed-Use (Rental)	3	3/8/2016	Jamaica Plain
14562	35 West Newton Street	1	5/3/2016	South End
14632	Trinity Franklin Hill Phase 2B (BHA Property)	6	12/16/2015	Dorchester
14888	Schoolhouse Brookledge Cummins	2	5/4/2016	Dorchester
14959	Olmsted Green Phase 2	2	4/6/2016	Dorchester
14975	Schoolhouse Kenilworth Williams	2	5/4/2016	Roxbury
15067	Rockland 202/Warren Gardens	6	12/10/2015	Roxbury
15087	Kasanof Bakery (Rental) AKA: Atkins Apts	6	4/13/2016	Roxbury
15124	302 Eustis Street	4	3/9/2016	Roxbury
15595	Levedo Building	1	3/15/2016	Dorchester
15605	11 Mount Pleasant Avenue	1	12/11/2015	Roxbury
15617	Pickle Factory Lofts/Oliver Lofts	1	2/3/2016	Mission Hill
15734	Mt. Pleasant Home Inc.	2	3/31/2016	Jamaica Plain
15824	Neponset Fields Elderly Housing - 202	5	4/4/2016	Mattapan
15841	JP Apartments	6	4/7/2016	Jamaica Plain
15908	Rutland Square	2	3/7/2016	South End
16128	Old Colony Housing Development - Phase 1	5	3/20/2016	South Boston
16399	157 Washington Street Coop	4	12/29/2015	Dorchester
16400	Bloomfield Gardens	5	1/20/2016	Dorchester
16413	Trinity Franklin Hill Phase 2A (BHA Property)	6	12/16/2015	Dorchester
16417	Hearth at Olmsted Green	2	4/6/2016	Mattapan
16423	Greenway Apartments/ 170 Maverick Street	3	3/25/2016	East Boston
16574	Hong Lok Elderly Housing	8	4/20/2016	Chinatown
16601	225 Centre Street	5	3/31/2016	Jamaica Plain
16615	Olmsted Green Phase 3	2	4/6/2016	Mattapan
16713	Cheriton Heights 202	6	12/9/2015	West Roxbury
16982	UE Apartments	5	12/11/2015	Roxbury
17091	Worcester House	2	12/11/2015	Back Bay
17117	Condor-Harve Garden Apartments	4	4/4/2016	East Boston
17119	JP Scattered Site Housing	3	12/10/2015	Jamaica Plain
17120	New Codman Square Apartments	3	12/30/2015	Mattapan
17413	LBB Apartments	1	8/7/2016	Roxbury
17414	Dudley Greeville	2	4/20/2016	Roxbury
17514	Washington Park	2	4/4/2016	Roxbury
17942	St. Kevin's Residential	2	6/9/2016	Dorchester
17943	Upham's Corner Revitalization	1	5/25/2016	Dorchester
17955	Jackson Commons	2	9/23/2015	Roxbury
17956	Roxbury Crossing Senior Building	5	6/21/2016	Jamaica Plain
TOTAL		432		

# **SECTION D**

## **Housing Production:**

**Completed, In Construction + Committed**

---

**DND / Neighborhood Housing Development, Projects Completed: Program Year 2015: 7/1/15 to 6/30/16**

Neighborhood	Project Name	Total Units	Rental	Ownership	Unrestricted Market	Total Development Cost	DND Commitment	Neighborhood Housing Trust Award
Dorchester	St. Kevin's Residential Community AKA St. Kevin's	33	33	0		\$ 15,501,566	\$ 1,350,000	\$ 1,000,000
Dorchester	Uphams Corner Revitalization AKA St. Kevin's	47	47	0		\$ 20,256,331	\$ 1,325,960	\$ 1,000,000
Jamaica Plain	Roxbury Crossing Senior Building	40	40	0	1	\$ 15,998,423	\$ 1,000,000	\$ 750,000
Mattapan	Wayne at Franklin	72	72	0		\$ 20,205,335	\$ 1,000,000	\$ -
Roxbury	Spencer House II-202 / 419 Walnut	37	37	0		\$ 10,698,300	\$ 1,500,000	\$ -
Roxbury	Quincy Heights AKA Morratt Bay	129	129	0		\$ 56,440,454	\$ 12,429,000	\$ 1,371,000
Roxbury	14-16 North Avenue	1		1		\$ 370,348	\$ 75,000	\$ -
Roxbury	Quincy Commons Elderly Development	40	40	0		\$ 14,312,668	\$ 1,898,400	\$ 750,000
South End	Northampton Square	245	245	0	0	\$ 52,368,236	\$ 1,000,000	\$ 750,000
West Roxbury	Georgetowne Homes Phase II	366	366	0		\$ 123,690,789	\$ 1,000,000	\$ 100,000
West Roxbury	Georgetowne Homes Phase I	601	601	0	56	\$ 201,565,949	\$ -	\$ 900,000
<b>TOTALS</b>		<b>1611</b>	<b>1610</b>	<b>1</b>	<b>57</b>	<b>\$ 531,408,399</b>	<b>\$ 22,578,360</b>	<b>\$ 6,621,000</b>

### DND / Neighborhood Housing Development, Projects In Construction: Program Year 2015: 7/1/15 to 6/30/16

Project Name	Neighborhood	Total Units	Rental	Ownership	Unrestricted Market	Total Development Cost	DND Commitment	Neighborhood Housing Trust
Long Island Replacement Housing - VOA		44	44	0		\$ 530,204	\$ 300,000	\$ -
Condor-Havre Garden Apartments	East Boston	7	7	0		\$ 2,228,551	\$ 600,000	\$ 568,551
1501 Commonwealth Ave. (The Lancaster)	Allston/Brighton	55		55	37	\$ 18,868,515	\$ -	\$ 500,000
Gleason Street MIHI Package 1	Roxbury	4	2	2	4	\$ 900,000	\$ -	\$ -
Oxford Ping On	Central	67	67	0	1	\$ 26,718,790	\$ 4,750,000	\$ 750,000
Wayne at Columbia	Dorchester	83	83	0		\$ 31,504,859	\$ 900,000	\$ -
Four Corners Upper	Dorchester	35	35	0		\$ 15,161,409	\$ 1,000,000	\$ 1,000,000
Harrison Tower	South End	102	102		26	\$ 35,365,747	\$ 750,000	\$ 1,000,000
Bridgeview Center	Charlestown	61	61	0		\$ 21,523,271	\$ 1,000,000	\$ 750,000
RTH HomeOwnership	Jamaica Plain	85	0	85	42	\$ 37,251,261	\$ 1,750,000	\$ 750,000
RTH Rental	Jamaica Plain	60	60	0		\$ 24,875,158	\$ 1,750,000	\$ 350,000
St. Mary's Permanent Housing	Dorchester	12	12			\$ 3,500,000	\$ 1,000,000	\$ -
PATRIOT HOMES formerly The South Boston Police Station	South Boston	24	24	0		\$ 12,748,408	\$ 3,430,019	\$ 750,000
Renwood-PWA	South End	23	23	0	0	\$ 5,497,456	\$ 1,238,325	\$ 600,000
75 Amory Avenue	Roxbury	39	39	0		\$ 16,027,207	\$ 875,449	\$ 895,361
Whittier, Lyndhurst & Washington Homes	Dorchester	44	44	0		\$ 19,254,402	\$ 900,000	\$ 700,000
Ashmont TOD II	Dorchester	83	51	32	28	\$ 45,018,643	\$ 4,039,694	\$ -
374 Dorchester Street		21	21	0	0	\$ 2,576,612	\$ -	\$ 900,000
Wayne at Bicknell	Roxbury	72	72	0		\$ 26,995,196	\$ -	\$ 750,000
<b>TOTALS</b>		<b>921</b>	<b>747</b>	<b>174</b>	<b>138</b>	<b>\$ 346,545,689</b>	<b>\$ 24,283,487</b>	<b>\$ 10,263,912</b>

**DND / Neighborhood Housing Development, Projects Committed: Program Year 2015: 7/1/15 to 6/30/16**

Neighborhood	Project Name	Total Development Cost	Total DND \$ Commitment	Neighborhood Housing Trust Commitment	Total Units	Ownership	Rental	Affordable	Unrestricted Market
Roxbury	Greater Four Corners Pilot Project	\$ 2,999,666	\$ 840,500	\$ 450,000	10	0	10	10	
Roslindale	American Legion Highway Acquisition Opportunity	\$ 2,405,124	\$ 600,000	\$ -	8		8	8	
Central	Parcel 24 South Homeownership	\$ 21,535,345	\$ 5,921,771	\$ 750,000	51	51		51	
South End	Safe Haven at 11 Waltham Street	\$ 1,936,131	\$ 1,536,131	\$ -	9		9	9	
South End	Safe Haven at 11 Waltham Street	\$ 1,936,131	\$ 1,536,131	\$ -	9		9	9	
Roxbury	Parcel 25 Phase 1A	\$ 26,266,790	\$ 2,750,000	\$ -	40	0	40	40	
Hyde Park	Residences at Fairmount Station	\$ 12,293,090	\$ 1,736,210	\$ -	27	0	27	27	
Jamaica Plain	Sumner Hill House Condominiums	\$ 671,132	\$ 671,132	\$ -	75	64	11	30	45
Mattapan	Thetford Dyer Neighborhood Homes	\$ 4,693,608	\$ 781,056	\$ -	16	9	7	10	6
Roxbury	75 Amory Avenue	\$ 25,955,568	\$ 875,449	\$ 895,361	39	0	39	39	
Dorchester	Whittier, Lyndhurst & Washington Homes	\$ 19,954,401	\$ 900,000	\$ 700,000	44	0	44	44	
South End	Renwood-PWA	\$ 5,497,456	\$ 1,238,325	\$ 600,000	23	0	23	23	0
Allston/Brighton	Jewish Community Housing for the Elderly	\$ 2,250,000	\$ 1,250,000	\$ 1,000,000	61		61	61	
Dorchester	Trull-Ware Neighborhood Homes	\$ 1,330,995	\$ 317,995	\$ -	4	3	1	4	
<b>TOTALS</b>		<b>\$ 129,725,437</b>	<b>\$ 20,954,700</b>	<b>\$ 4,395,361</b>	<b>416</b>	<b>127</b>	<b>289</b>	<b>365</b>	<b>51</b>



# **SECTION E**

## **IDIS Reports**

**PR06 – Summary Accomplishments  
PR-23 CDBG & HOME Summary of  
Accomplishments**

---

### Boston IDIS Report (PR06) : Summary of Consolidated Plan Projects for PY15

IDIS Project	Project Title and Description	Program	Project Estimate	Committed Amount	Amount Drawn Thru Report Year	Amount Available to Draw	Amount Drawn in Report Year
1	Existing Homeowner Rehab	CDBG	\$ 4,557,618	\$5,034,768.69	\$3,595,707.37	\$1,439,061.32	\$3,595,707.37
3	Homebuyer Financial Assistance	CDBG	\$ 809,823	\$553,838.00	\$449,345.25	\$104,492.75	\$449,345.25
4	Homebuyer Technical Assistance	CDBG	\$ 935,900	\$740,032.13	\$571,400.69	\$168,631.44	\$571,400.69
5	Rental Housing Preservation	CDBG	\$ 1,700,932	\$804,463.00	\$309,197.91	\$495,265.09	\$309,197.91
5	Rental Housing Preservation	HOME	\$ 500,000	\$315,000.00	\$0.00	\$315,000.00	\$0.00
6	Housing Production	CDBG	\$ 7,871,556	\$3,886,555.00	\$3,331,673.94	\$554,881.06	\$3,331,673.94
6	Housing Production	HOME	\$ 3,386,906	\$900,000.00	\$138,510.04	\$761,489.96	\$138,510.04
7	Lead Paint Abatement	CDBG	\$ 433,609	\$363,281.50	\$101,487.61	\$261,793.89	\$101,487.61
8	CHDO Operating Assistance	HOME	\$ 212,373	\$25,260.56	\$19,951.27	\$5,309.29	\$19,951.27
11	Tenants-At-Risk (CEDAC)	CDBG	\$ 191,651	\$166,551.00	\$107,328.37	\$59,222.63	\$107,328.37
12	Homeless and Supportive Housing	CDBG	\$ 1,252,700	\$764,952.00	\$633,924.72	\$131,027.28	\$633,924.72
13	Supportive Housing for Persons with AIDS	HOPWA	\$2,715,215.00	\$0.00	\$0.00	\$0.00	\$0.00
14	Grassroots	CDBG	\$ 567,099	\$126,494.75	\$69,272.45	\$57,222.30	\$69,272.45
15	Main Streets	CDBG	\$ 1,608,333	\$1,606,862.00	\$1,230,103.34	\$376,758.66	\$1,230,103.34
16	ReStore	CDBG	\$ 1,128,725	\$913,512.36	\$476,033.21	\$437,479.15	\$476,033.21
17	Commercial Real Estate Development	CDBG	\$ 498,767	\$398,611.00	\$287,068.50	\$111,542.50	\$287,068.50
18	Business Technical Assistance	CDBG	\$ 930,700	\$832,775.83	\$493,185.50	\$339,590.33	\$493,185.50
19	Section 108	CDBG	\$ -	\$4,451,855.00	\$0.00	\$4,451,855.00	\$0.00
20	Partners with Nonprofits	CDBG	\$ 586,300	\$744,751.00	\$131,416.82	\$613,334.18	\$131,416.82
22	Property Disposition	CDBG	\$ 40,000	\$40,000.00	\$39,562.63	\$437.37	\$39,562.63
23	Brownfields Environmental Abatement	CDBG	\$ 1,216,737	\$874,335.61	\$477,040.99	\$397,294.62	\$477,040.99
24	Property Management	CDBG	\$ 312,880	\$87,838.00	\$17,983.80	\$69,854.20	\$17,983.80
25	Demolition	CDBG	\$ 738,974	\$481,927.00	\$27,468.52	\$454,458.48	\$27,468.52
27	Human Services (JCS)	CDBG	\$ 2,709,918	\$2,879,382.26	\$1,785,119.08	\$1,094,263.18	\$1,785,119.08
28	Policy Development & Research	CDBG	\$ 352,930	\$353,651.00	\$328,191.87	\$25,459.13	\$328,191.87
29	Administration	CDBG	\$ 3,188,835	\$3,861,104.34	\$3,382,481.91	\$478,622.43	\$3,381,731.91
29	Administration	HOME	\$ 447,425	\$414,903.00	\$338,206.57	\$76,696.43	\$338,206.57
31	Fair Housing	CDBG	\$ 531,472	\$630,389.40	\$366,579.77	\$263,809.63	\$366,579.77
34	Emergency Solutions Grant (ESG)	HESG	\$1,460,989.00	\$1,460,989.00	\$988,340.21	\$472,648.79	\$988,340.21

PR-23 CDBG



U.S. Department of Housing and Urban Development  
Office of Community Planning and Development  
Integrated Disbursement and Information System  
CDBG Summary of Accomplishments  
Program Year: 2015

DATE: 09-14-16  
TIME: 17:26  
PAGE: 1

BOSTON

Count of CDBG Activities with Disbursements by Activity Group & Matrix Code

Activity Group	Activity Category	Open Count	Open Activities Disbursed	Completed Count	Completed Activities Disbursed	Program Year Count	Total Activities Disbursed
Acquisition	Acquisition of Real Property (01)	1	\$2,612,499.00	0	\$0.00	1	\$2,612,499.00
	Clearance and Demolition (04)	1	\$0.00	6	\$58,909.14	7	\$58,909.14
	Cleanup of Contaminated Sites (04A)	1	\$0.00	8	\$600,676.87	9	\$600,676.87
	<b>Total Acquisition</b>	<b>3</b>	<b>\$2,612,499.00</b>	<b>14</b>	<b>\$659,586.01</b>	<b>17</b>	<b>\$3,272,085.01</b>
Economic Development	Rehab; Publicly or Privately-Owned Commercial/Industrial (14E)	19	\$0.00	65	\$466,082.80	84	\$466,082.80
	ED Direct Financial Assistance to For-Profits (18A)	4	\$115,000.00	8	\$575,420.97	12	\$690,420.97
	ED Technical Assistance (18B)	6	\$1,750.00	71	\$1,952,290.49	77	\$1,954,040.49
	<b>Total Economic Development</b>	<b>29</b>	<b>\$116,750.00</b>	<b>144</b>	<b>\$2,993,794.26</b>	<b>173</b>	<b>\$3,110,544.26</b>
Housing	Direct Homeownership Assistance (13)	1	\$0.00	29	\$545,509.76	30	\$545,509.76
	Rehab; Single-Unit Residential (14A)	23	\$261,962.60	66	\$2,724,723.45	89	\$2,986,686.05
	Rehab; Multi-Unit Residential (14B)	9	\$609,138.80	51	\$2,264,155.51	60	\$2,873,294.31
	Lead-Based/Lead Hazard Test/Abate (14I)	2	\$101,484.11	1	\$211.59	3	\$101,695.70
	Housing Services (14J)	0	\$0.00	1	\$6,601.86	1	\$6,601.86
	CDBG Operation and Repair of Foreclosed Property (19E)	0	\$0.00	2	\$42,062.63	2	\$42,062.63
	<b>Total Housing</b>	<b>35</b>	<b>\$972,585.51</b>	<b>150</b>	<b>\$5,583,264.80</b>	<b>185</b>	<b>\$6,555,850.31</b>
Public Facilities and Improvements	Public Facilities and Improvement (General) (03)	0	\$0.00	4	\$15,662.06	4	\$15,662.06
	Handicapped Centers (03B)	0	\$0.00	1	\$20,000.00	1	\$20,000.00
	Homeless Facilities (not operating costs) (03C)	6	\$0.00	8	\$114,000.00	14	\$114,000.00
	Youth Centers (03D)	7	\$0.00	10	\$130,400.00	17	\$130,400.00
	Neighborhood Facilities (03E)	7	\$0.00	10	\$214,430.75	17	\$214,430.75
	Parks, Recreational Facilities (03F)	0	\$0.00	3	\$171,805.75	3	\$171,805.75
	Child Care Centers (03M)	1	\$0.00	2	\$24,000.00	3	\$24,000.00
	<b>Total Public Facilities and Improvements</b>	<b>21</b>	<b>\$0.00</b>	<b>38</b>	<b>\$690,298.56</b>	<b>59</b>	<b>\$690,298.56</b>
Public Services	Public Services (General) (05)	12	\$302,120.55	99	\$2,580,255.91	111	\$2,882,376.46
	Senior Services (05A)	0	\$0.00	17	\$797,315.70	17	\$797,315.70
	Handicapped Services (05B)	0	\$0.00	5	\$44,945.36	5	\$44,945.36

1 of 5



U.S. Department of Housing and Urban Development  
Office of Community Planning and Development  
Integrated Disbursement and Information System  
CDBG Summary of Accomplishments  
Program Year: 2015

DATE: 09-14-16  
TIME: 17:26  
PAGE: 2

BOSTON

Activity Group	Activity Category	Open Count	Open Activities Disbursed	Completed Count	Completed Activities Disbursed	Program Year Count	Total Activities Disbursed
Public Services	Legal Services (05C)	0	\$0.00	1	\$26,250.66	1	\$26,250.66
	Youth Services (05D)	1	\$9,341.84	16	\$176,123.70	17	\$185,465.54
	Battered and Abused Spouses (05G)	0	\$0.00	2	\$38,986.54	2	\$38,986.54
	Employment Training (05H)	1	\$9,433.86	10	\$145,653.46	11	\$155,087.32
	Tenant/Landlord Counseling (05K)	1	\$106,500.00	3	\$186,508.75	4	\$293,008.75
	Child Care Services (05L)	0	\$0.00	1	\$2,145.75	1	\$2,145.75
	Mental Health Services (05O)	0	\$0.00	1	\$26,153.59	1	\$26,153.59
	<b>Total Public Services</b>	<b>15</b>	<b>\$427,396.25</b>	<b>155</b>	<b>\$4,024,339.42</b>	<b>170</b>	<b>\$4,451,735.67</b>
General Administration and Planning	General Program Administration (21A)	1	\$811,899.07	28	\$4,587,037.48	29	\$5,398,936.55
	Fair Housing Activities (subject to 20% Admin Cap) (21D)	0	\$0.00	2	\$40,827.60	2	\$40,827.60
	<b>Total General Administration and Planning</b>	<b>1</b>	<b>\$811,899.07</b>	<b>30</b>	<b>\$4,627,865.08</b>	<b>31</b>	<b>\$5,439,764.15</b>
Other	Interim Assistance (06)	1	\$0.00	2	\$17,983.80	3	\$17,983.80
	Unprogrammed Funds (22)	1	\$0.00	0	\$0.00	1	\$0.00
	<b>Total Other</b>	<b>2</b>	<b>\$0.00</b>	<b>2</b>	<b>\$17,983.80</b>	<b>4</b>	<b>\$17,983.80</b>
<b>Grand Total</b>		<b>106</b>	<b>\$4,941,129.83</b>	<b>533</b>	<b>\$18,597,131.93</b>	<b>639</b>	<b>\$23,538,261.76</b>

2 of 5



U.S. Department of Housing and Urban Development  
Office of Community Planning and Development  
Integrated Disbursement and Information System  
CDBG Summary of Accomplishments  
Program Year: 2015

DATE: 09-14-16  
TIME: 17:26  
PAGE: 3

BOSTON

CDBG Sum of Actual Accomplishments by Activity Group and Accomplishment Type

Activity Group	Matrix Code	Accomplishment Type	Open Count	Completed Count	Program Year Totals	
Acquisition	Acquisition of Real Property (01)	Housing Units	0	0	0	
	Clearance and Demolition (04)	Housing Units	0	0	0	
		Public Facilities	1	2	3	
		Business	0	0	0	
		Public Facilities	0	4	4	
	Cleanup of Contaminated Sites (04A)	Business	0	0	0	
	<b>Total Acquisition</b>		<b>1</b>	<b>6</b>	<b>7</b>	
Economic Development	Rehab; Publicly or Privately-Owned Commercial/Industrial (14E)	Business	182,710	800,209	982,919	
	ED Direct Financial Assistance to For-Profits (18A)	Jobs	0	9	9	
		Business	13,750	130,569	144,319	
	ED Technical Assistance (18B)	Jobs	0	4	4	
	<b>Total Economic Development</b>	Business	67,035	2,712,982	2,780,017	
Housing	Direct Homeownership Assistance (13)	Business	<b>263,495</b>	<b>3,643,773</b>	<b>3,907,268</b>	
	Rehab; Single-Unit Residential (14A)	Households	0	23	23	
	Rehab; Multi-Unit Residential (14B)	Housing Units	6	61	67	
	Lead-Based/Lead Hazard Test/Abate (14I)	Housing Units	1	84	85	
	Housing Services (14J)	Housing Units	0	0	0	
	CDBG Operation and Repair of Foreclosed Property (19E)	Housing Units	0	0	0	
	<b>Total Housing</b>		<b>7</b>	<b>168</b>	<b>175</b>	
	Public Facilities and Improvements	Public Facilities and Improvement (General) (03)	Persons	0	2,660	2,660
Handicapped Centers (03B)		Public Facilities	0	53,531	53,531	
		Public Facilities	0	140	140	
		Homeless Facilities (not operating costs) (03C)	Public Facilities	0	13,839	13,839
		Youth Centers (03D)	Public Facilities	0	8,149	8,149
Neighborhood Facilities (03E)		Public Facilities	18,290	97,190	115,480	
Parks, Recreational Facilities (03F)		Public Facilities	0	591,804	591,804	
Child Care Centers (03M)		Public Facilities	0	100	100	
<b>Total Public Facilities and Improvements</b>		<b>18,290</b>	<b>767,413</b>	<b>785,703</b>		
Public Services	Public Services (General) (05)	Persons	2,067	13,901	15,968	
	Senior Services (05A)	Persons	0	2,860	2,860	
	Handicapped Services (05B)	Persons	0	248	248	

3 of 5





U.S. Department of Housing and Urban Development  
Office of Community Planning and Development  
Integrated Disbursement and Information System  
CDBG Summary of Accomplishments  
Program Year: 2015

DATE: 09-14-16  
TIME: 17:26  
PAGE: 4

BOSTON

Activity Group	Matrix Code	Accomplishment Type	Open Count	Completed Count	Program Year Totals
Public Services	Legal Services (05C)	Persons	0	35	35
	Youth Services (05D)	Persons	201	2,111	2,312
	Battered and Abused Spouses (05G)	Persons	0	169	169
	Employment Training (05H)	Persons	50	822	872
	Tenant/Landlord Counseling (05K)	Persons	0	0	0
	Child Care Services (05L)	Persons	0	80	80
	Mental Health Services (05O)	Persons	0	60	60
	<b>Total Public Services</b>		<b>2,318</b>	<b>20,286</b>	<b>22,604</b>
Other	Interim Assistance (06)	Persons	0	0	0
		Public Facilities	0	1	1
	<b>Total Other</b>		<b>0</b>	<b>1</b>	<b>1</b>
<b>Grand Total</b>			<b>284,111</b>	<b>4,431,647</b>	<b>4,715,758</b>

4 of 5



U.S. Department of Housing and Urban Development  
Office of Community Planning and Development  
Integrated Disbursement and Information System  
CDBG Summary of Accomplishments  
Program Year: 2015

DATE: 09-14-16  
TIME: 17:26  
PAGE: 5

BOSTON

CDBG Beneficiaries by Racial / Ethnic Category

Housing-Non Housing	Race	Total Persons	Total Hispanic Persons	Total Households	Total Hispanic Households
Housing	White	0	0	64	40
	Black/African American	0	0	103	0
	Black/African American & White	0	0	2	0
	Other multi-racial	0	0	7	6
	<b>Total Housing</b>	<b>0</b>	<b>0</b>	<b>176</b>	<b>46</b>
Non Housing	White	14,753	1,337	0	0
	Black/African American	18,947	755	0	0
	Asian	3,294	15	0	0
	American Indian/Alaskan Native	74	0	0	0
	Native Hawaiian/Other Pacific Islander	32	0	0	0
	American Indian/Alaskan Native & White	250	0	0	0
	Asian & White	46	0	0	0
	Black/African American & White	555	0	0	0
	Amer. Indian/Alaskan Native & Black/African Amer.	68	0	0	0
	Other multi-racial	8,599	3,493	0	0
	<b>Total Non Housing</b>	<b>46,618</b>	<b>5,600</b>	<b>0</b>	<b>0</b>
Grand Total	White	14,753	1,337	64	40
	Black/African American	18,947	755	103	0
	Asian	3,294	15	0	0
	American Indian/Alaskan Native	74	0	0	0
	Native Hawaiian/Other Pacific Islander	32	0	0	0
	American Indian/Alaskan Native & White	250	0	0	0
	Asian & White	46	0	0	0
	Black/African American & White	555	0	2	0
	Amer. Indian/Alaskan Native & Black/African Amer.	68	0	0	0
	Other multi-racial	8,599	3,493	7	6
	<b>Total Grand Total</b>	<b>46,618</b>	<b>5,600</b>	<b>176</b>	<b>46</b>

5 of 5

# HOME PR-23



U.S. Department of Housing and Urban Development  
Office of Community Planning and Development  
Integrated Disbursement and Information System  
HOME Summary of Accomplishments  
Program Year: 2015

DATE: 09-14-16  
TIME: 17:37  
PAGE: 1

## BOSTON Home Disbursements and Unit Completions

Activity Type	Disbursed Amount	Units Completed	Units Occupied
Rentals	\$724,787.24	122	122
Total, Rentals and TBRA	\$724,787.24	122	122
<b>Grand Total</b>	<b>\$724,787.24</b>	<b>122</b>	<b>122</b>

## Home Unit Completions by Percent of Area Median Income

Activity Type	Units Completed				
	0% - 30%	31% - 50%	51% - 60%	Total 0% - 60%	Total 0% - 80%
Rentals	102	15	5	122	122
Total, Rentals and TBRA	102	15	5	122	122
<b>Grand Total</b>	<b>102</b>	<b>15</b>	<b>5</b>	<b>122</b>	<b>122</b>

## Home Unit Reported As Vacant

Activity Type	Reported as Vacant
Rentals	0
Total, Rentals and TBRA	0
<b>Grand Total</b>	<b>0</b>

1 of 2



U.S. Department of Housing and Urban Development  
Office of Community Planning and Development  
Integrated Disbursement and Information System  
HOME Summary of Accomplishments  
Program Year: 2015

DATE: 09-14-16  
TIME: 17:37  
PAGE: 2

BOSTON

Home Unit Completions by Racial / Ethnic Category

Rentals		
	Units Completed	Units Completed - Hispanics
White	21	13
Black/African American	59	10
American Indian/Alaskan Native	1	0
Other multi-racial	41	35
<b>Total</b>	<b>122</b>	<b>58</b>

Total, Rentals and TBRA			Grand Total	
	Units Completed	Units Completed - Hispanics	Units Completed	Units Completed - Hispanics
White	21	13	21	13
Black/African American	59	10	59	10
American Indian/Alaskan Native	1	0	1	0
Other multi-racial	41	35	41	35
<b>Total</b>	<b>122</b>	<b>58</b>	<b>122</b>	<b>58</b>

2 of 2

# **SECTION F**

## **Financial Reports**

**PR26: CDBG Financial Summary,  
CDBG Loan Portfolio Status,  
HOME Match Report**

---





Office of Community Planning and Development  
U.S. Department of Housing and Urban Development  
Integrated Disbursement and Information System  
PR26 - CDBG Financial Summary Report  
Program Year 2015  
BOSTON, MA

DATE: 09-01-16  
TIME: 12:40  
PAGE: 1

**PART I: SUMMARY OF CDBG RESOURCES**

01 UNEXPENDED CDBG FUNDS AT END OF PREVIOUS PROGRAM YEAR	23,635,857.74
02 ENTITLEMENT GRANT	16,101,121.00
03 SURPLUS URBAN RENEWAL	0.00
04 SECTION 108 GUARANTEED LOAN FUNDS	0.00
05 CURRENT YEAR PROGRAM INCOME	7,658,488.51
05a CURRENT YEAR SECTION 108 PROGRAM INCOME (FOR SI TYPE)	4,451,855.00
06 FUNDS RETURNED TO THE LINE-OF-CREDIT	0.00
06a FUNDS RETURNED TO THE LOCAL CDBG ACCOUNT	0.00
07 ADJUSTMENT TO COMPUTE TOTAL AVAILABLE	1,123,358.29
08 TOTAL AVAILABLE (SUM, LINES 01-07)	52,970,680.54

**PART II: SUMMARY OF CDBG EXPENDITURES**

09 DISBURSEMENTS OTHER THAN SECTION 108 REPAYMENTS AND PLANNING/ADMINISTRATION	18,098,497.61
10 ADJUSTMENT TO COMPUTE TOTAL AMOUNT SUBJECT TO LOW/MOD BENEFIT	0.00
11 AMOUNT SUBJECT TO LOW/MOD BENEFIT (LINE 09 + LINE 10)	18,098,497.61
12 DISBURSED IN IDIS FOR PLANNING/ADMINISTRATION	5,439,764.15
13 DISBURSED IN IDIS FOR SECTION 108 REPAYMENTS	0.00
14 ADJUSTMENT TO COMPUTE TOTAL EXPENDITURES	0.00
15 TOTAL EXPENDITURES (SUM, LINES 11-14)	23,538,261.76
16 UNEXPENDED BALANCE (LINE 08 - LINE 15)	29,432,418.78

**PART III: LOWMOD BENEFIT THIS REPORTING PERIOD**

17 EXPENDED FOR LOW/MOD HOUSING IN SPECIAL AREAS	0.00
18 EXPENDED FOR LOW/MOD MULTI-UNIT HOUSING	5,485,793.31
19 DISBURSED FOR OTHER LOW/MOD ACTIVITIES	11,855,905.83
20 ADJUSTMENT TO COMPUTE TOTAL LOW/MOD CREDIT	0.00
21 TOTAL LOW/MOD CREDIT (SUM, LINES 17-20)	17,341,699.14
22 PERCENT LOW/MOD CREDIT (LINE 21/LINE 11)	95.82%

**LOW/MOD BENEFIT FOR MULTI-YEAR CERTIFICATIONS**

23 PROGRAM YEARS(PY) COVERED IN CERTIFICATION PY: PY: PY:	
24 CUMULATIVE NET EXPENDITURES SUBJECT TO LOW/MOD BENEFIT CALCULATION	0.00
25 CUMULATIVE EXPENDITURES BENEFITING LOW/MOD PERSONS	0.00
26 PERCENT BENEFIT TO LOW/MOD PERSONS (LINE 25/LINE 24)	0.00%

**PART IV: PUBLIC SERVICE (PS) CAP CALCULATIONS**

27 DISBURSED IN IDIS FOR PUBLIC SERVICES	
28 PS UNLIQUIDATED OBLIGATIONS AT END OF CURRENT PROGRAM YEAR	SEE
29 PS UNLIQUIDATED OBLIGATIONS AT END OF PREVIOUS PROGRAM YEAR	
30 ADJUSTMENT TO COMPUTE TOTAL PS OBLIGATIONS	ATTACHED
31 TOTAL PS OBLIGATIONS (LINE 27 + LINE 28 - LINE 29 + LINE 30)	
32 ENTITLEMENT GRANT	SCHEDULE
33 PRIOR YEAR PROGRAM INCOME	
34 ADJUSTMENT TO COMPUTE TOTAL SUBJECT TO PS CAP	
35 TOTAL SUBJECT TO PS CAP (SUM, LINES 32-34)	
36 PERCENT FUNDS OBLIGATED FOR PS ACTIVITIES (LINE 31/LINE 35)	

**PART V: PLANNING AND ADMINISTRATION (PA) CAP**

37 DISBURSED IN IDIS FOR PLANNING/ADMINISTRATION	5,439,764.15
38 PA UNLIQUIDATED OBLIGATIONS AT END OF CURRENT PROGRAM YEAR	68,520.72
39 PA UNLIQUIDATED OBLIGATIONS AT END OF PREVIOUS PROGRAM YEAR	89,844.22
40 ADJUSTMENT TO COMPUTE TOTAL PA OBLIGATIONS	0.00
41 TOTAL PA OBLIGATIONS (LINE 37 + LINE 38 - LINE 39 +LINE 40)	5,418,440.65
42 ENTITLEMENT GRANT	16,101,121.00
43 CURRENT YEAR PROGRAM INCOME	7,658,488.51
44 ADJUSTMENT TO COMPUTE TOTAL SUBJECT TO PA CAP	5,575,213.29
45 TOTAL SUBJECT TO PA CAP (SUM, LINES 42-44)	29,334,822.80
46 PERCENT FUNDS OBLIGATED FOR PA ACTIVITIES (LINE 41/LINE 45)	18.47%

**CDBG Annual Performance Report**

**Loan Portfolio Status**

Report: HUD Report  
Run Date: 07/05/2016  
Run Time: 10:21:54

City of Boston  
CDBG ANNUAL PERFORMANCE REPORT  
Loan Portfolio Status

Outstanding Loan Balance as of 2016-06-30

	<u>Principal Balance</u>	<u>Number Of Loans</u>
<b>a. Direct Payment Loans</b>		
Housing Rehabilitation	24,991,853.50	94
CDBG Economic Development	10,205,601.13	102
Section 108 Economic Development	19,432,887.41	18
Others: New Construction Housing	0.00	0
Others: Lead Adatement	0.00	0
<b>Total:</b>	<b>54,630,341.04</b>	<b>214</b>
<b>b. Deferred/Forigivable Loans</b>		
Housing Rehabilitation	47,735,560.98	1419
Housing New Construction	49,722.60	1
Lead Adatement	426,279.14	34
Other Economic Development	5,218,507.07	15
<b>Total:</b>	<b>53,429,869.79</b>	<b>1469</b>
<b>Total Portfolio CDBG:</b>	<b>108,060,210.83</b>	<b>1683</b>
<b>Total Section 108:</b>	<b>19,432,887.41</b>	<b>18</b>
<b>Grand Total:</b>	<b>109,060,230.83</b>	<b>1683</b>

**Terms of Direct Payment Loans:**

- Loans that repay stated amounts on stated repayment schedules, regardless of whether the first payment begins immediately or two or three years after loan closing, or at maturity.
- Predevelopment Loans that repay at permanent financing closing.
- Permanent conditional loans that require repayments only when certain conditions prevail, such as a stated level of net income.
- Net sales proceeds loans that require payment of net sales proceeds when our borrower sells to a qualifying homebuyer.

**Terms of Deferred/Forigivable Loans:**

- Permanent loans that convert to grants if use restrictions are complied with for a stated period.
- Bridge loans that are deferred until/if other funding becomes available.
- Loans that become repayable only upon death, sale or refinancing.

End of Report

## HOME Match Report

U.S. Department of Housing and Urban Development  
Office of Community Planning and Development

OMB Approval No. 2506-0171  
(exp. 12/31/2012)

<b>Part I Participant Identification</b>				Match Contributions for <b>Federal Fiscal Year (yyyy)</b>		2015	
1. Participant No. (assigned by HUD)		2. Name of the Participating Jurisdiction		3. Name of Contact (person completing this report)			
		City of Boston		John Carbone			
5. Street Address of the Participating Jurisdiction				4. Contact's Phone Number (include area code)			
26 Court St				617-635-0278			
6. City		7. State	8. Zip Code				
Boston		MA	02108				

## Part II Fiscal Year Summary

1. Excess match from prior Federal fiscal year	\$	15,839,889.96	
2. Match contributed during current Federal fiscal year (see Part III.9.)	\$		
3. Total match available for current Federal fiscal year (line 1 + line 2)			\$ 15,839,889.96
4. Match liability for current Federal fiscal year			\$ 426,266.13
5. Excess match carried over to next Federal fiscal year (line 3 minus line 4)			\$ 15,413,623.83

## Part III Match Contribution for the Federal Fiscal Year

[illegible]