

**CITY OF BOSTON  
Program Year 2013 CAPER**

**APPENDICES**

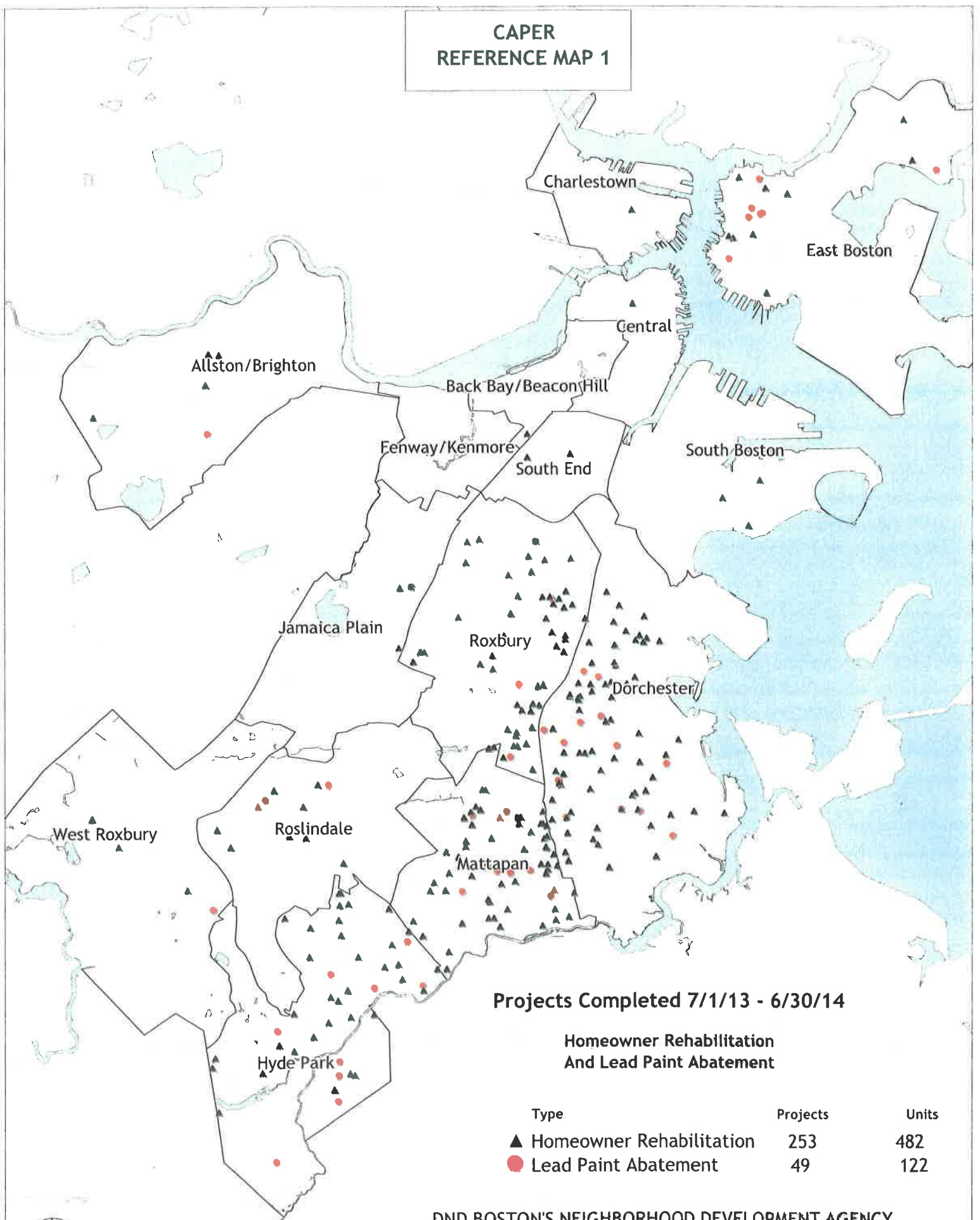
<b>Section</b>	
<b>A</b>	<b>Reference Maps 1 through 7</b>
<b>B</b>	<b>PY13 Contracts:</b> <ul style="list-style-type: none"><li>• Human Service Providers</li><li>• CHDOs</li><li>• CEDAC</li><li>• Main Streets</li><li>• Partners with Nonprofits (PNP)</li><li>• ReStore</li></ul>
<b>C</b>	<b>HQS Inspections Housing Production – Completed, In Construction</b>
<b>D</b>	<b>Emergency Solutions Grant – Subrecipients</b>
<b>E</b>	<b>IDIS Reports</b> <ul style="list-style-type: none"><li>• PR06 – Summary Accomplishments</li><li>• PR26 – CDBG Financial Summary</li><li>• HOME Match</li><li>• PR-05 Drawdown Report</li><li>• Open PO Listing</li><li>• PR14 – CDBG NRSA Activities</li><li>• PR01 – HUD Grants and Program Income</li></ul>

# **Section**

## **A**

### **Reference Maps 1 through 7**

# CAPER REFERENCE MAP 1



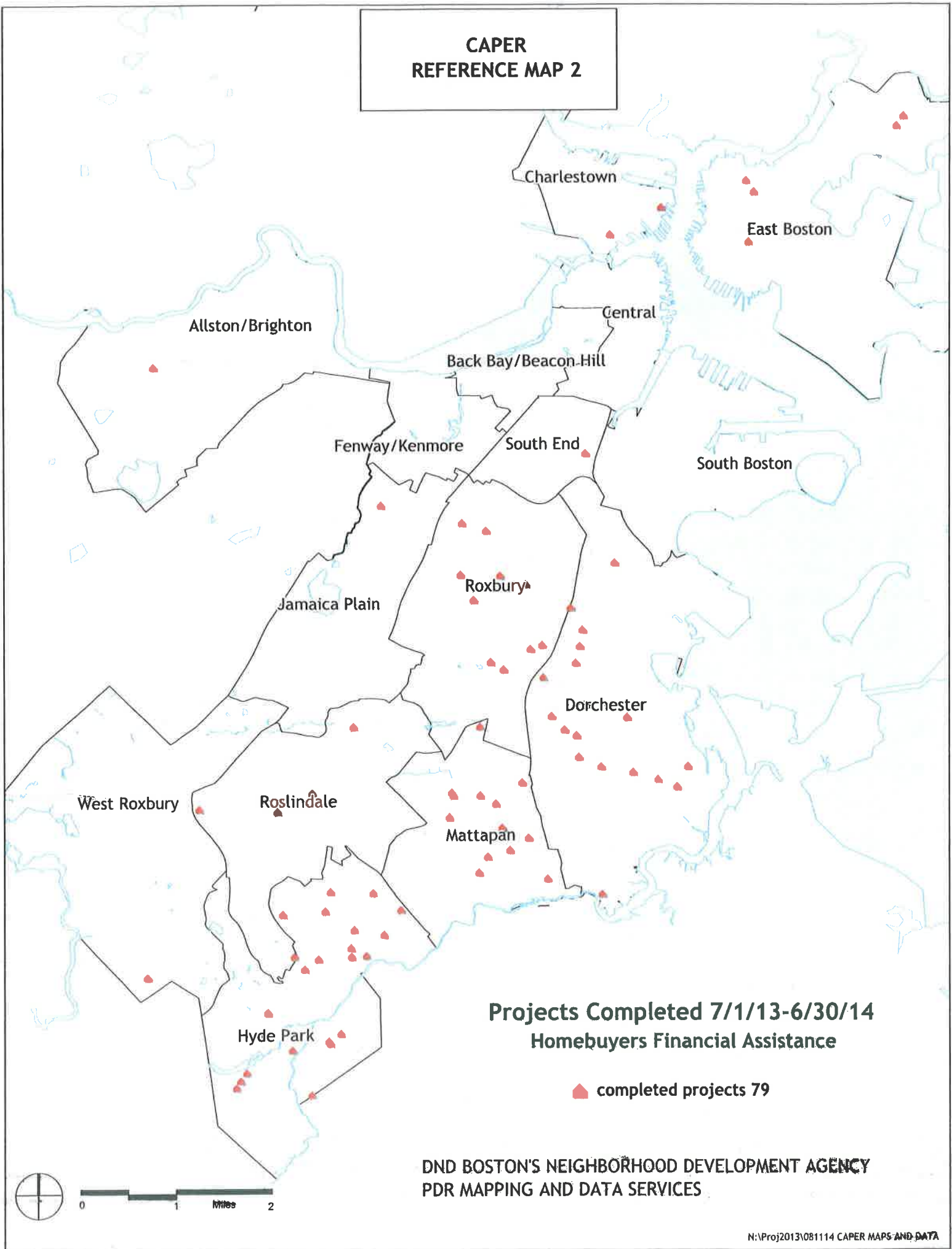
**Projects Completed 7/1/13 - 6/30/14**

**Homeowner Rehabilitation  
And Lead Paint Abatement**

Type	Projects	Units
▲ Homeowner Rehabilitation	253	482
● Lead Paint Abatement	49	122

**DND BOSTON'S NEIGHBORHOOD DEVELOPMENT AGENCY  
PDR MAPPING AND DATA SERVICES**

**CAPER  
REFERENCE MAP 2**



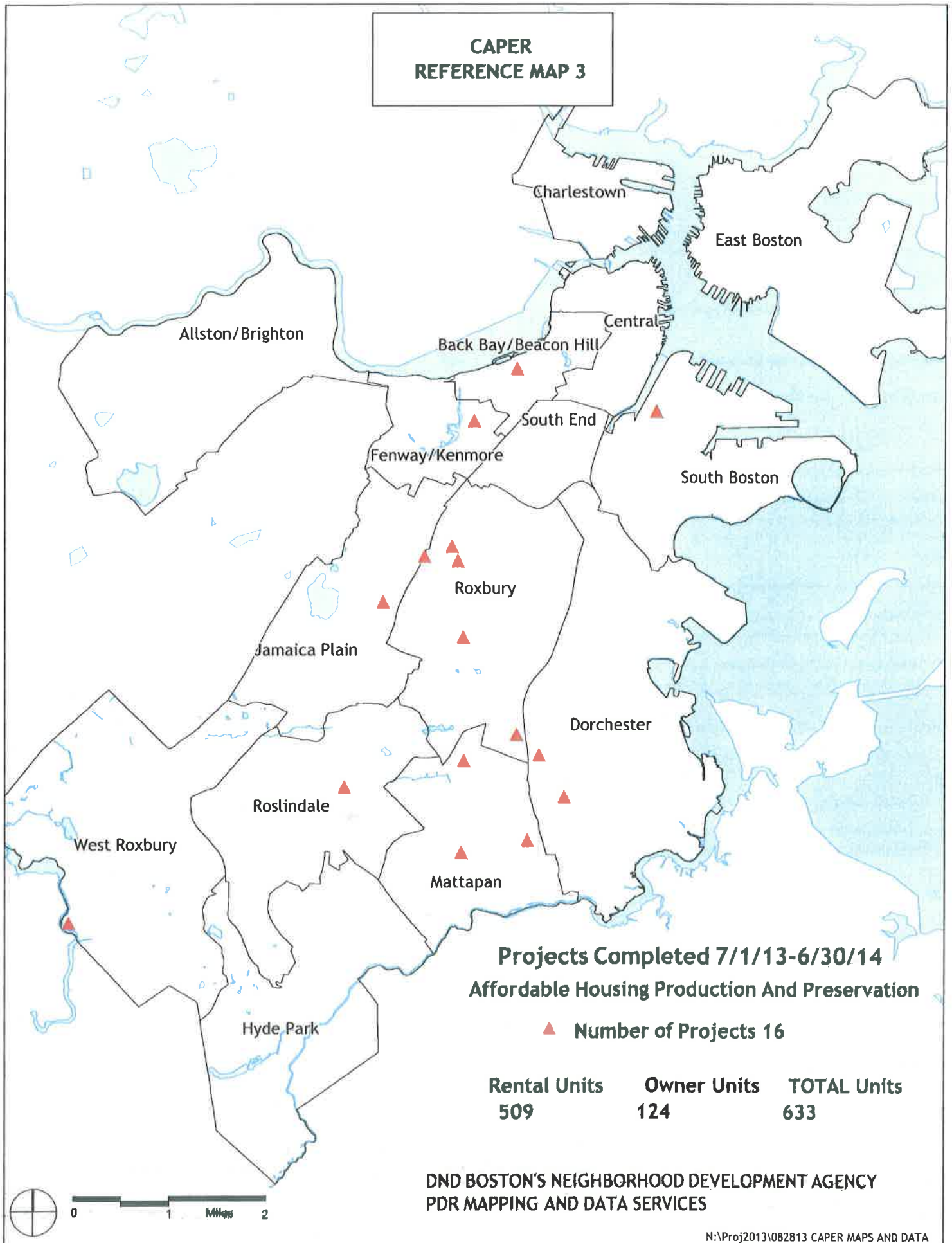
**Projects Completed 7/1/13-6/30/14  
Homebuyers Financial Assistance**

 **completed projects 79**

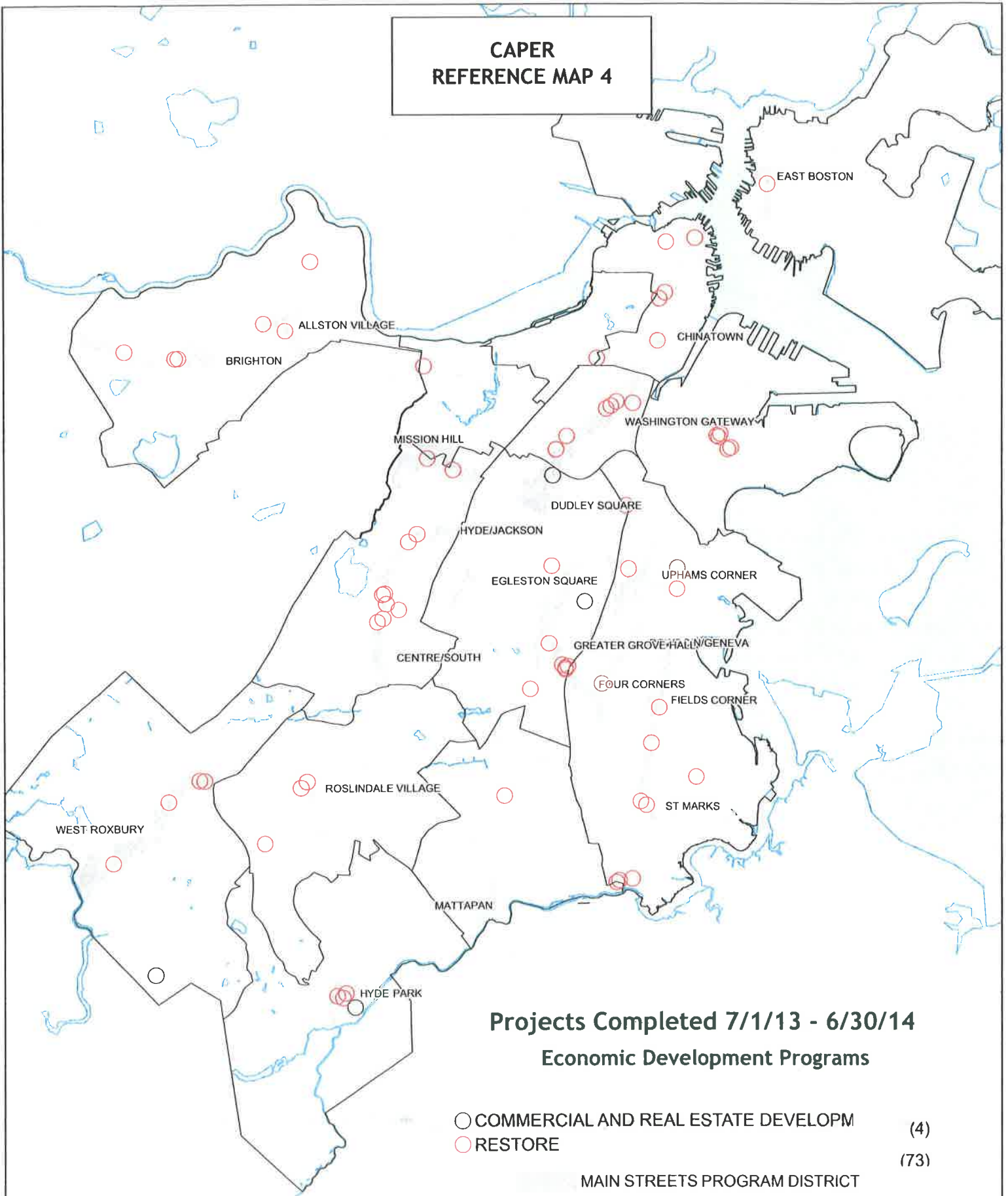
**DND BOSTON'S NEIGHBORHOOD DEVELOPMENT AGENCY  
PDR MAPPING AND DATA SERVICES**



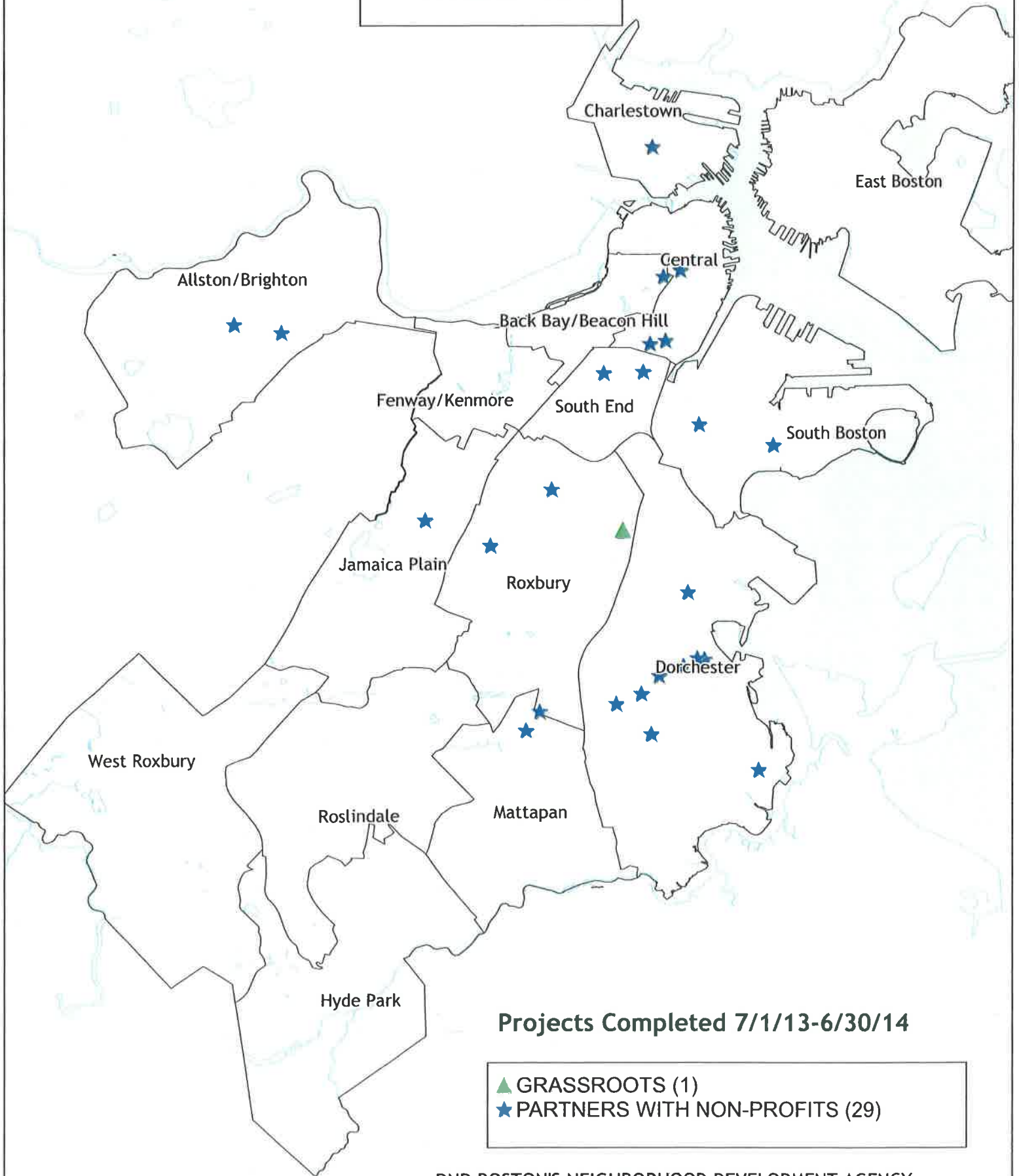
**CAPER  
REFERENCE MAP 3**



# CAPER REFERENCE MAP 4



CAPER  
REFERENCE MAP 5



Projects Completed 7/1/13-6/30/14

- ▲ GRASSROOTS (1)
- ★ PARTNERS WITH NON-PROFITS (29)



0 1 2 Miles

DND BOSTON'S NEIGHBORHOOD DEVELOPMENT AGENCY  
PDR MAPPING AND DATA SERVICES

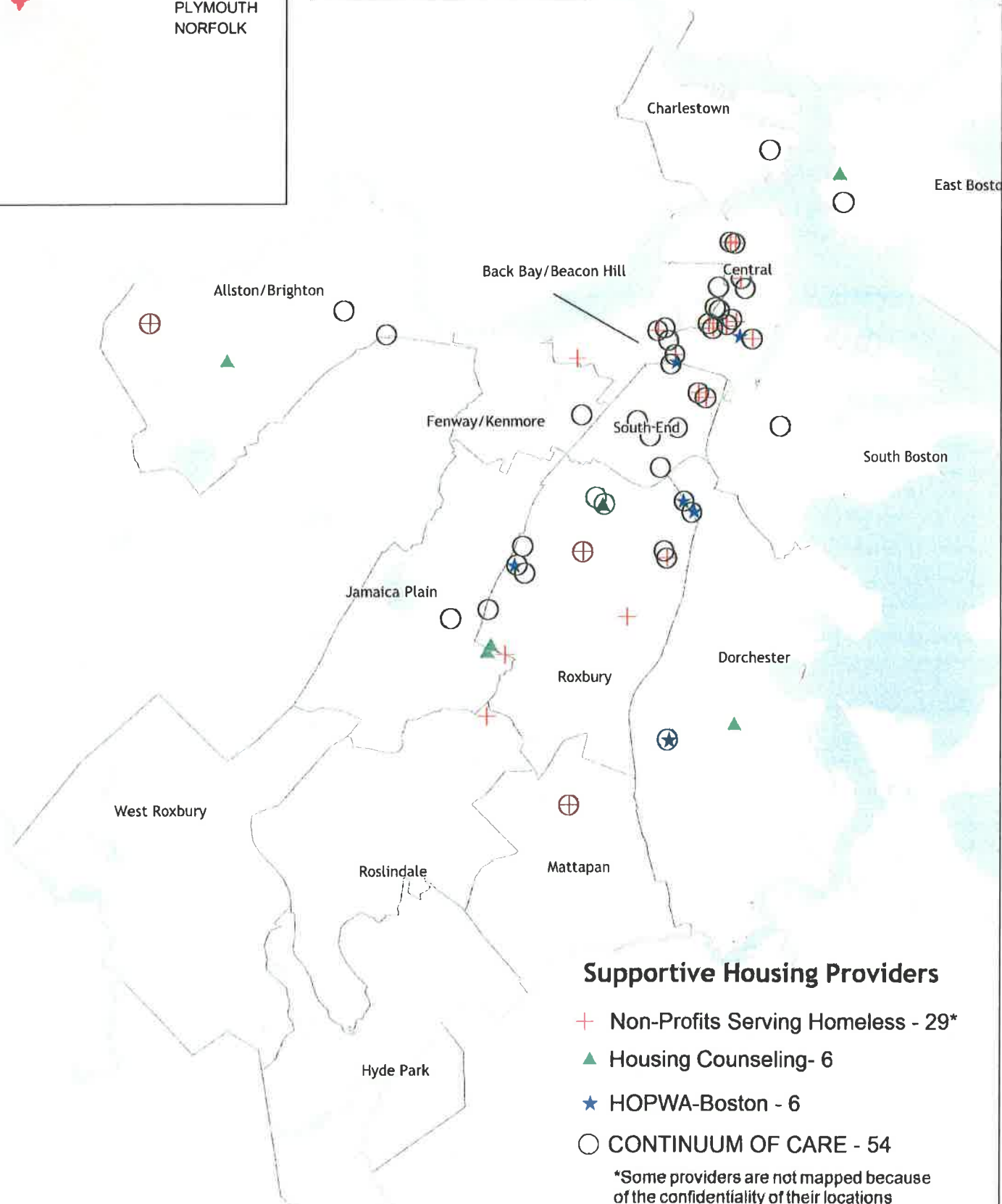
N:\Proj2014\081214 CAPER MAPS AND DATA



HOPWA service  
areas by county

■ SUFFOLK  
■ PLYMOUTH  
■ NORFOLK

## CAPER REFERENCE MAP 6



0 1 2 Miles

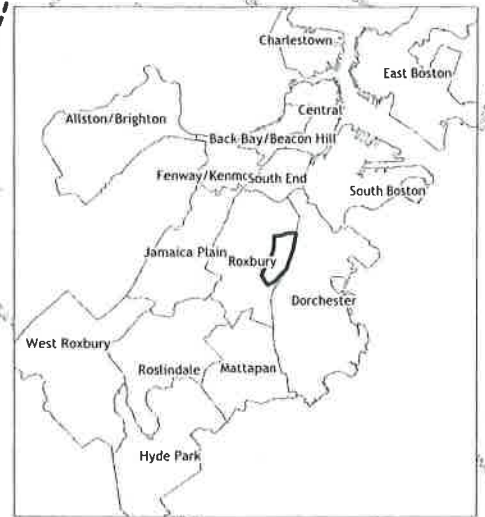
DND BOSTON'S NEIGHBORHOOD DEVELOPMENT AGENCY  
PDR MAPPING AND DATA SERVICES

N:\Proj2014\081214 CAPER MAPS AND DATA



# CAPER REFERENCE MAP 7

Quincy Corridor  
NRSA Boundary



## Quincy Corridor NRSA Projects 7/01/13-6/30/14

- COMMERCIAL AND R.E. DEVELOPMENT (1)
- ⊕ PROJECT ReStore (1)
- + GRASSROOTS (1)
- ★ HOMEBUYERS FINANCIAL ASSISTANCE (2)
- ◇ AFFORDABLE HOUSING PRODUCTION AND PRESERVATION (2)
- ▲ HOMEOWNER REHABILITATION\* (16)

\*including 1 lead paint abatement

■ QUINCY HEIGHTS PARCELS

■ SECTION 108

## **Section**

### **B**

#### **PY13 Contracts:**

- **Human Service Providers**
- **CHDOs**
- **CEDAC**
- **Main Streets**
- **Partners with Nonprofits (PNP)**
- **ReStore**

FY14 CDBG CONTRACTS (PY13)			FUNDING	
Agency	# Beneficiaries in FY14	ACTUAL # of Beneficiaries Served	Program Type	Grant Amount

### CDBG: ADULT PROGRAMS

#### COUNSELING & SUPPORT

1	Asian American Civic Association	120	261	employment svcs	\$35,000
2	Bay Cove Human Services	53	68	vocational svcs disabled	\$26,400
3	Crittenton Women's Union	125	132	counseling/support svcs	\$34,742
4	D.E.A.F. Inc.	40	36	disabled adults	\$35,000
5	Fenway CDC	25	30	employment svcs	\$25,000
6	Greater Boston Legal Services	55	55	eviction prevention	\$35,000
7	International Institute of Boston	50	50	counseling & referral	\$33,120
8	Interseminarian Project Place	250	322	counseling	\$35,000
9	Irish International Immigrant Ctr	272	526	citizenship svcs	\$28,800
10	MAPS	250	345	social svcs	\$35,000
11	Mujeres Unidas Avanzando	80	82	childcare for ABE prog	\$25,000
12	North Suffolk Mental Health Assoc.	65	66	counseling	\$35,000
13	Notre Dame Education Ctr	100	110	case mgt	\$35,000
14	Somali Development Center	42	60	counseling & referral	\$33,480
15	Uphams Corner CHC	400	468	case mgt	\$25,000
16	Vocational Advancement Center	25	28	vocational svcs disabled	\$27,000
		1952	2639	22%	\$503,542

#### SHELTER / HOMELESS

17	Asian Task Force Against DV	117	119	counseling	\$35,000
18	Casa Myrna Vazquez	80	91	economic dev	\$35,000
19	City Mission Society	20	20	homeless services	\$25,000
20	SMCWC - Crossroads Housing	55	58	homeless services	\$25,000
21	Elizabeth Stone House	100	186	financial counseling	\$25,000
		372	474	6%	\$145,000

#### SENIOR SERVICES

22	CCAB - Haitian Multi-Service Ctr	32	30	elder social svcs	\$25,000
23	CMAC - Veronica Smith Sr Ctr	148	171	elder social svcs	\$32,400
24	ETHOS	150	192	financial mgt	\$25,000
25	Grtr Bos Chinese Golden Age	230	346	elder social svcs	\$25,000
26	La Alianza Hispana	120	121	elder social svcs	\$35,000
27	MAB Community Services	125	138	vision-impaired elders	\$25,000
28	Ohrenberger Comm. Ctr	300	298	elder recreation	\$27,000
		1105	1296	9%	\$194,400

FY14 CDBG CONTRACTS (PY13)				FUNDING
Agency	# Beneficiaries in FY14	ACTUAL # of Beneficiaries Served	Program Type	Grant Amount

#### CDBG: YOUTH PROGRAMS

29	Alliance for Inclusion & Prev.	45	47	afterschool	\$26,400
30	Allston/Brighton APAC	35	46	afterschool	\$25,000
31	America Scores NE	500	553	afterschool	\$29,700
32	Artists for Humanity	140	184	youth arts	\$25,000
33	Boston Asian YES	24	24	afterschool	\$25,000
34	Boston Chinatown Neigh. Ctr	150	150	afterschool	\$35,000
35	Boston HERC	60	208	mentoring/college readiness	\$25,000
36	B&G Clubs of Dorchester	800	1047	afterschool	\$25,000
37	Brookview House Youth Dev.	65	85	homeless youth	\$25,000
38	CCAB - Laboure Center	50	53	youth counseling	\$29,280
39	CCAB - Teen Ctr at St. Peter's	100	102	afterschool	\$25,000
40	Center for Teen Empwmt	50	57	youth organizing	\$25,000
41	CMAC - Mattapan CC	125	133	afterschool	\$32,200
42	CMAC - Nazzaro CC	110	120	afterschool	\$27,000
43	CMAC - Tobin CC	75	104	afterschool	\$27,000
44	Commonwealth Tenants Assn >>>West End House				\$0
45	COMPASS, Inc.	50	106	afterschool	\$25,000
46	EB Social Centers	36	36	afterschool	\$35,000
47	Ecum Social Action Comm	135	106	counseling/support svcs	\$35,000
48	Generations Inc.	80	96	literacy tutoring	\$27,000
49	HAPHI	35	40	afterschool	\$35,000
50	Hawthorne Y&CC	62	62	afterschool	\$27,000
51	Hyde Park Municipal Bdg Community Ctr	33	32	afterschool	\$22,000
52	Hyde Square Task Force	27	29	afterschool	\$25,000
53	Inquilinos Boricuas en Accion	173	213	afterschool	\$25,000
54	Jackson Mann Comm. Ctr	65	104	afterschool	\$35,000
55	KeySteps Inc.	114	120	teen parenting services	\$35,000
56	Maritime Apprentice Program	100	100	court-involved youth	\$35,000
57	Partners for Youth with Disabilities	60	80	career development	\$35,000
58	South Boston Neigh. House	75	75	afterschool	\$28,800
59	United South End Settlements	65	66	afterschool	\$35,000
60	Uphams Corner Comm. Ctr	360	414	afterschool	\$35,000
61	Viet-Aid	120	120	afterschool	\$25,000
62	West End House B&G Club	320	337	afterschool	\$62,000
63	Youth & Family Enrichment Svcs	120	117	afterschool	\$27,000
64	ZUMIX	100	134	youth arts	\$25,000
		4,459	5,300	46%	\$1,040,380

#### CDBG: ADULT EDUCATION PROGRAMS

65	ABCD Roslindale	43	58	ESOL	\$75,000
66	Foundation for Boston Centers for Youth	102	114	ESOL	\$175,000
67	Jewish Vocational Service	17	21	ESOL, Adult Ed.	\$50,000
68	Mujeres Unidas Avanzando	39	47	ESOL	\$100,000
		201	240	18%	\$400,000

**TOTALS** 8,089 **9,949** **\$2,283,322**



### CHDO Operating Funds PY 13 & PY14

	CHDO	Year 1 (PY13) 7/1/13 – 6/30/14	Year 2 (PY14) 7/1/14-6/30/15	Total FY14-15 Grant
1	Allston Brighton CDC	\$ 16,351	\$ 15,620	\$ 31,970
2	Asian CDC	\$ 13,027	\$ 12,297	\$ 25,324
3	Codman Square NDC	\$ 15,401	\$ 14,670	\$ 30,071
4	Dorchester Bay EDC	\$ 15,401	\$ 14,670	\$ 30,071
5	East Boston CDC	\$ 12,710	\$ 11,980	\$ 24,690
6	Jamaica Plain NDC	\$ 14,451	\$ 13,720	\$ 28,171
7	Madison Park	\$ 14,768	\$ 14,038	\$ 28,806
8	Mission Hill NHS	\$ 15,243	\$ 14,515	\$ 29,757
9	Nuestra Comunidad	\$ 15,084	\$ 14,354	\$ 29,438
10	NOAH	\$ 12,077	\$ 11,347	\$ 23,424
11	South Boston NDC	\$ 15,718	\$ 14,987	\$ 30,704
12	Southwest Boston CDC	\$ 16,034	\$ 15,305	\$ 31,339
13	Urban Edge	\$ 14,768	\$ 14,038	\$ 28,806
14	Viet Aid	\$ 13,502	\$ 12,772	\$ 26,273
	<b>TOTAL</b>	<b>\$ 204,535</b>	<b>\$ 194,308</b>	<b>\$ 398,843</b>

**Community Economic Development Assistance Corporation**

**Summary of FY14 Billings for CEDAC Staff Technical Assistance**

	<b>Project</b>	<b>Neighborhood</b>	<b>Number of Units</b>
1	17 Court Street SRO	Downton	94
2	40 Berkeley Street	South End	205
3	Adams Court	Mattapan	50
4	Brown Kaplan	Dorchester	60
5	Chinatown Projects	Chinatown	114
6	COHIF	Dorchester	9
7	Columbia Road HIF Workout	Dorchester	24
8	Commonwealth Ave Apts	Allston	235
9	Cortes Street	Back Bay	48
10	Cottage Brook	Dorchester	147
11	Dimock Bragdon	Roxbury	90
12	Dudley Crossing	Roxbury	76
13	Ebenezer Homes	South End	32
14	Forest Glen	Jamaica Plain	13
15	Haynes House	Roxbury	131
16	Historic South End Apts	South end	146
17	Hong Lok House	Chinatown	75
18	Huntington House	Roxbury	88
19	Langham Court	South End	84
20	Madison Park III & IV	Roxbury	263
21	Morrant Bay	Dorchester	129
22	New England Avenue East (aka Talbot)	Dorchester	41
23	Nott Street (aka Residences at Fairmount Station)	Hyde Park	24
24	Parkview	Fenway	62
25	Phillips Brooks School	Dorchester	56
26	Roxbury Corners Refi	Roxbury	54
27	Scattered Site Co-op	Jamaica Plain	19
28	Seymour St Apartments	Roslindale	14
29	Smith House	Roxbury	132
30	St. Botolph Terrace	Fenway	52
31	Tremont Village	Chinatown	20
32	VBC Apartments	Dorchester	30
33	Walnut House	Jamaica Plain	32
34	Walnut Washington	Jamaica Plain	65
35	Warren Hall Trust	Allston/Bright	33
36	West End Apartments	West End	82
37	Westminster Washington	Roxbury	27
38	Whittier Lyndhurst Washington Apts	Dorchester	45
39	Wilshire Apartments	Roxbury	29
		<b>TOTAL Units</b>	<b>2930</b>

**Boston Main Streets: PY 14 Accomplishments Report (7/1/13 to 6/30/14)**

Main Street District (20)	% Storefronts Occupied	Total # New Businesses Opened	Total # of Businesses Assisted	# Jobs create from New Business	# of Storefronts Improved
Allston Village Main Streets	98	5	47	31	2
Bowdoin Geneva Main Streets	92	0	40	14	2
Brighton Main Streets	97	5	13	22	2
Chinatown Main Streets	96	6	45	23	2
Dudley Square Main Streets	96	3	79	14	0
East Boston Main Streets	99	17	305	29.5	3
Egleston Main Streets	99	5	215	7	0
Fields Corner Main Streets	98	12	97	33	0
Four Corners Main Streets	91	3	75	10	4
Greater Grove Hall Main Streets	88	1	48	2	6
Hyde Jackson Square Main Streets	95	13	79	34	6
Hyde Park Main Streets	88	5	41	26	8
JP Centre South Main Streets	97	4	58	20	4
Mattapan Square Main Streets	94	5	775	22	0
Mission Hill Main Streets	91	5	76	24	3
Roslindale Village Main Streets	97	6	165	13	2
St. Mark's Area Main Streets	87	7	41	23	4
Uphams Corner Main Streets	97	2	43	3	4
Washington Gateway Main Streets	95	3	124	17	4
West Roxbury Main Streets	95	3	124	20	4
<b>TOTALS</b>	<b>95%</b>	<b>110</b>	<b>2,490</b>	<b>388</b>	<b>60</b>

**OBD Partners with NonProfits: PY13 Awards 7/1/13 to 6/30/14**

Project: Project Name	Neighborhood	Project Scope	Actual Awarded
Action for Boston Community Development (ABCD) FY14 PNP	Brighton	New floors, ceilings, walls, electric and new electric service, duct work and additional sprinkler work.	\$8,000.00
Asian American Civic Assoc. FY14 PNP	Boston Central	Replace the soiled and worn out carpet in the reception area on the fifth floor and the carpet on corridors on fifth and fourth floors.	\$10,000.00
Asian Task Force Against Domestic Violence (ATASK) FY14 PNP	Back Bay	Renovation of bathrooms.	\$5,000.00
Boston Asian: Youth Essential Services FY14 PNP	Back Bay	HVAC repairs on fans and replacing clogged air filter. The elevator is over 8 years old and maintenance work needs to be completed to avoid break-downs. The carpeting and rubber floors are 7 years old there is lots of wear and tear, will need to replace ...	\$10,000.00
Boston Chinatown Neighborhood Center, Inc. FY14 PNP	Boston Central - Chinatown	400 x two-by-two Encore PlayGuard soft surface tiles, freight for tile, installation and labor, rooftop crane and labor, disposal labor.	\$15,000.00
Boston Hamilton House FY14 PNP	Dorchester	Install handicapped vertical lift, for access to building.	\$10,000.00
Boys & Girls Clubs of Boston/Blue Hill Club FY14 PNP	Dorchester	Stage curtains for performing arts center, including installation, one set of four-tiered, aluminum bleachers, computer clubhouse build-out, including installation.	\$15,000.00
Boys & Girls Clubs of Boston/Charlestown FY14 PNP	Charlestown	repainting the building, replace flooring, and seven window replacements.	\$15,000.00
Boys & Girls Clubs of Dorchester FY14 PNP	Dorchester	Renovate existing bathroom, tile floors in three rooms, carpet floor in library, prime and paint rooms, renovate storage area and air purifying units.	\$20,000.00
Boys & Girls Club Yawkee FY14 PNP	Roxbury	Repairs and installation of floors and 30 window coverings in performing arts center. Replace and install sand in the pool's sand filter bed.	\$10,000.00
Codman Square Health Center FY14 PNP	Dorchester	Carrier 25 ton roof top unit, curb & freight. Labor: disconnect, reconnect and test. Rigging old unit disposal & police detail. electrical work.	\$15,000.00
College Bound FY14 PNP	Dorchester	Update to meet safety and federal Americans with Disabilities Act requirements per building codes. In addition to the standard renovation, which includes, but is not limited to demolition, electrical wiring, plumbing updates, update existing fire alarm sys. ...	\$15,000.00
COMPASS, Inc. FY14 PNP	Dorchester	Fire alarm update and firewall/door.	\$3,000.00
Cushing House PNP (GRANT)	South Boston	Floors and rehabilitation of conference rooms.	\$8,000.00
Dudley Economic Empowerment Partners (DEEP)	Roxbury	Repair front of building and install sign designating building as Non-Profit center. Restore and paint all trim on front of building. Install energy saving awnings on the front of 504-520 Dudley Street to reduce energy costs. Replace flooring in common a...	\$10,000.00
Elizabeth Stone House FY14 PNP	Jamaica Plain	Replace the roof on our transitional housing building located on the corner of Dimock and Notre Dame Streets in Roxbury.	\$15,000.00
Fulure Chels FY14 PNP	Boston Central	Electrical work, plumbing, new appliances and carpentry.	\$10,000.00
Gavin House (PNP)	South Boston	These funds will be used for fire safety sprinkler system for the entire building of a non profit organization.	\$20,000.00
Greater Boston Chinese Golden Age Center FY14 PNP	Boston Central - Chinatown	Repair the exterior of the house, paint and repair broken siding.	\$15,000.00
Hattie B. Cooper Community Center FY14 PNP	Roxbury	These funds will be used for fencing for a non profit organization.	\$15,000.00
IBA - Inquilinos Boricuas en Accion FY14 PNP	Back Bay	Upgrade and installation of the sound system, construction and permanent installation of equipment that will be fixed to the real estate.	\$15,000.00
Interim House, Inc. FY14 PNP	Dorchester - Fields Corner	Remove and replace two existing fiberglass showers on third floor due to leaks, rot and mold. New showers to be built with framing, copper pans, concrete backer board, weaterproofing and tile. Remove and replace shower on the second floor. New plumbing f...	\$10,000.00
Italian Home For Children FY14 PNP	Jamaica Plain	Paving of driveway, plumbing, relocating sinks and condensers for the walk-in freezer.	\$15,000.00
Mujeres Unidas Avanzando (MUA) FY14 PNP	Dorchester	Renovations of three bathrooms and 1 handicapped bathroom; repaint the fire escape to maintain current safety and compliance standards with the City of Boston. The existing bathrooms need new tile flooring, new sinks, new light fixtures, and enery-effici...	\$10,000.00
National Center of Afro-American Artists FY14 PNP	Roxbury	HVAC	\$3,000.00
Neponset Health Center FY14 PNP	Dorchester	Replace 7 examining tables.	\$10,000.00
Paraclete Foundation FY14 PNP	South Boston	Replace plumbing and carpentry updates.	\$10,000.00
Riverside Theatre Works FY14 PNP	Hyde Park	Current staircase will be removed and a new staircase will be built.	\$15,000.00
Special Townies FY14 PNP	Charlestown	Remove sinks from common areas, update kitchen shelving for storage.	\$7,000.00
Sportsmens Tennis & Enrichment Center FY14 PNP	Dorchester	Security cameras in the lobby, courts and parking lot and heating system repairs.	\$10,000.00
St. Ambrose Family Shelter FY14 PNP	Boston Central	St. Ambrose Family Shelter must make repairs to its offices, stairwells, storage rooms, and bathrooms, in addition to several other small repairs, outdated fire control measures, inadequate flooring and roofing, and inefficient heating and insulation.	\$20,000.00
St. Mary's Center for Women & Children FY14 PNP	Dorchester	Replacement of 15 windows and HVAC unit.	\$10,000.00
St. Mary's Center for Women & Children FY14 PNP AMENDMENT	Dorchester	Replacement of 15 windows and HVAC unit.	\$8,000.00
Vietnamese American Initiative for Development- Viet-AID FY14 PNP	Dorchester	Hard costs (demolition, plumbing, electrical), Furnishings (activity loft, tables, shelves and desks). Architectural/Engineering, Project Management.	\$20,000.00
Wesley Child Care Center, Inc. FY14 PNP	Dorchester	Sink installation, 2 new toilets and valves, new tile floor, new counter top, repair faucets and leaks.	\$6,000.00
West End House FY14 PNP	Allston	Repairs/installation for wall, wall inspection, equipment for climbing wall, basketball breakaway rims (6), mats for under backboard, cushion edging for rims, volleyball system, installation for basketballrims and cushions.	\$10,000.00
Work, Inc. FY14 PNP	Dorchester	The Day-Hab program needs more space to serve the ever increasing number of clients and renovating and redesigning existing space.	\$20,000.00
Youth Enrichment Services FY14 PNP	Roxbury	Replace kitchen, bathroom, electrical, plumbing, carpentry.	\$5,000.00
<b>Grand Totals (38 records)</b>			<b>\$448,000.00</b>



### ReStore Design Caper Report - PY13

	Project: Project Name	Neighborhood	Project Scope	Funding Award
1	1140-1158 Blue Hill Ave Design2	Dorchester	Signage design for 8 businesses in one building.	\$24,000.00
2	1493-1501 Dorchester Av - Design	Dorchester - Fields Corner	Compleat new facade improvement project for 7 store fronts.	\$12,000.00
3	522-530 River St - Design	Mattapan	Architectural and signage design assistance.	\$12,000.00
4	572-578 Washington Street Design 2	Dorchester	Architectural design for total exterior renovation to building	\$7,770.00
5	651-663 Warren Street Design	Roxbury - Grove Hall	New facade improvement to the building.	\$31,000.00
6	744-748 Dudley Street - Design	Dorchester - Uphams Corner	Architectural design assistance to replace store-fronts and make them all flush to the sidewalk.	\$10,000.00
7	961-969 Dorchester Avenue- Design	Dorchester	Graphic design assistance for signage and logos for each business. (4 businesses)	\$13,000.00
8	America's Food Basket Codman Square GRAPHIC Design	Dorchester	Design of signage and awning	\$2,000.00
9	AmeriDream Realty - Design	Dorchester - Lower Mills	graphic design assistance	\$4,000.00
10	Antojitos Dominicanos y Mas - Design	Roxbury - Grove Hall	New signage for each business in this Choice building.	\$4,000.00
11	Back Bay Harry's Design	Back Bay	New graphic design for signage/awning and logo and window graphics.	\$4,000.00
12	Botanica 21 Division - Design	Dorchester - Four Corners	Graphic design assistance.	\$4,000.00
13	Brighton Gourmet and Cellar - Design	Brighton	New signs for newly renovated buiness	\$4,000.00
14	Brother's Deli & Restaurant - Design	Mattapan	graphics for menu, logo, branding and signage	\$4,000.00
15	Brother's Deli & Restaurant Phase Two - Design	Mattapan	Prepping sign design for shop drawings	\$500.00
16	Cielo Beauty Salon - Design	Roxbury - Grove Hall	Graphic design of new logo and new signs for the business.	\$3,000.00
17	Diallo's Halal - Design	Dorchester - Four Corners	New signage and design assistance	\$3,000.00
18	Diva 4 Eva - Design	Dorchester	Diva 4 Eva is a brand new business. Diva 4 Eva will specialize in womens clothing, shoes and accessories.	\$4,000.00
19	Domenyk's Unisex Salon - Design	Dorchester - Bowdoin / Geneva	Graphics design assistance.	\$3,000.00
20	Fazenda Coffee Roasters - Design	Jamaica Plain	creation of logo to be used as signage and window graphics and mock up of signs and window graphics	\$4,000.00
21	Happy Liquor Store Design	Mattapan	Graphic design of logo, sign/s and window graphics for an existing business.	\$4,000.00
22	Happy Super Market Architecture- Design	Dorchester	Architectural analysis and drawings for exterior renovations	\$12,000.00
23	Happy Super Market - Design	Dorchester	graphics for signage for one businesses	\$4,000.00
24	International Translation - Design	South End	WGMS has objected to the signage that was proposed. they have asked for graphic design assistance from OBD through ReStore.	\$4,000.00
25	Jean's Ultimate Performance Salon Design	Roslindale	design of signage for business in BMS district	\$4,000.00
26	Louis & Co.- Design	South Boston	New store-front	\$10,000.00
27	Marla's Obsession 2014 Design	Roslindale	Finalization of logo, signage and window graphics for this Main Streets business. This business owner is also a Women on Main participant. This project is supported by RVMS.	\$4,000.00
28	Naidely's Market Design 2	Roxbury - Grove Hall	graphic design assistance for signage for existing business in Choice neighborhood	\$3,000.00
29	Naina 5 Hair Design - Design	Dorchester - Four Corners	Design of logo and signage and window graphics for this business to improve the appearance of the business	\$4,000.00

30	Navarrete Grocery - Design	Dorchester - Uphams Corner	Architectural design for exterior renovations.	\$6,000.00
31	Oritz Communications Mini Market - Design	Brighton	Graphic Design for new signs for existing business in a commercial block.	\$3,000.00
32	Peak Performance Chiropractic Rehabilitation-Design	Jamaica Plain - Hyde/Jackson	graphic design assistance, branding	\$4,000.00
33	Professional Chiropractic - Design	Roxbury - Grove Hall	graphic design for signage	\$3,000.00
34	Romano's Pizza and Taqueria Design	Roslindale	Branding and logo design to be used on window graphics, signage and menu	\$4,000.00
35	Romano's Pizza and Taqueria Design Phase Two	Roslindale	Design of new signs, awnings and window graphics using recently created logo	\$2,000.00
36	Seven 86 Market Design	Roxbury - Grove Hall	Logo design and signage design.	\$4,000.00
37	SPUKIES N' PIZZA - Design	Dorchester - Lower Mills	Graphic design assistance to this business to help with signage and business identity basically a new logo.	\$4,000.00
38	Stephanie Cave Design Studio Design	Jamaica Plain	graphic design of new logo and signage for new business	\$4,000.00
39	Sullivan's Pharmacy Design	Roslindale	architecture and graphic design assistance for design of new facade/s and signage and logo design	\$14,000.00
40	Synergy Rehab - Design	Dorchester - Fields Corner	New brand and signage including wall and/or blade sign as well as window graphics.	\$4,000.00
41	Upham's Corner Kiosk Design Phase 2 FY'13	Dorchester - Uphams Corner	Construction drawings for Main Streets Kiosk/street sign	\$3,000.00
42	Uptown Dance Center - Design	Roxbury - Grove Hall	graphic design	\$4,000.00
43	Very-Berry Frozen Yogurt Design	Dorchester - Four Corners	logo design as well as design of signage and window graphics	\$4,000.00
44	Victoria's Diner - Design	Roxbury - Newmarket	graphic design assistance for iconic signage on the building and on the site	\$4,000.00
45	Victoria's Phase Two - Design	Roxbury - Newmarket	Final graphic designs for sign fabrication drawings	\$1,600.00
46	Ward 8 Boston - Design	Boston Central	architectural plans	\$5,000.00
<b>Total</b>				<b>\$275,870</b>

ReStore Storefronts : PY13 (7/1/13 to 6/30/14)							
	Project: Project Name	Neighborhood	Project Scope	Funds Awarded	Total Development Cost	New Business Opened	New Storefronts
1	111 Dorchester Partners, LLC	South Boston	Masonry repair; Fabricate and install new door systems; Install new exterior cladding; Repair kneewall (s); Fabricate and install new window systems	\$22,500.00	\$204,000.00	1	4
2	1140-1158 Blue Hill Ave Grant 2	Dorchester	Fabricate & install new exterior signage	\$16,000.00	\$11,153.00	0	8
3	961-969 Dorchester Avenue Building Grant #2	Dorchester	Masonry repair; Fabricate and install new door systems; Fabricate and install new window systems	\$47,500.00	\$96,000.00	0	5
4	Americano Espresso Bar	East Boston	Fabricate and install new awning system; Fabricate & install new exterior signage	\$2,500.00	\$4,199.94	0	1
5	AmeriDream Realty - Grant	Dorchester - Lower Mills	-	\$2,500.00	\$2,603.13	0	1
6	Back Bay Harry's - Grant	Back Bay	Fabricate and install new awning system; Install new exterior lighting	\$7,500.00	\$8,830.00	1	3
7	Baker Baker Grant	West Roxbury	Install new exterior lighting; Fabricate & install new exterior signage	\$2,500.00	\$2,926.00	1	1
8	Bani Restaurant GRANT	Roslindale	Fabricate and install new awning system; Install new exterior lighting; Fabricate & install new exterior signage	\$4,000.00	\$6,321.88	0	2
9	Beauty Line - Grant	Dorchester - St. Mark's	Fabricate & install new exterior signage	\$2,500.00	\$2,363.00	0	1
10	Blue Frog Bakery	Jamaica Plain - JP Centre/South	Fabricate & install new exterior signage	\$3,000.00	\$3,455.00	0	-
11	Boston Chops - Grant	South End	Install new exterior lighting; Fabricate & install new exterior signage	\$2,500.00	\$9,689.00	1	2
12	Boston Green Realty LLC - Grant	Roxbury - Mission Hill	Fabricate & install new exterior signage	\$2,500.00	\$2,659.67	0	2
13	Boston Hairnista Salon - Grant	Dorchester - St. Mark's	Fabricate & install new exterior signage	\$2,500.00	\$1,912.00	1	1
14	Brighton Pharmacy - Grant	Brighton	Fabricate & install new exterior signage	\$2,500.00	\$3,703.59	1	2
15	Brothers Super Liquors II Grant	Roxbury - Dudley Square	Fabricate and install new awning system	\$10,000.00	\$10,191.88	0	8
16	Brothers Supermarket Grant	Dorchester - Grove Hall	Fabricate and install new awning system	\$7,500.00	\$7,386.25	0	6
17	Brothers Wine + Spirits 2-Grant	South End	Install new exterior lighting; Fabricate & install new exterior signage	\$2,500.00	\$1,773.00	0	-
18	Caramelo Clothing Grant 2	Jamaica Plain - JP Centre/South	Fabricate & install new exterior signage	\$2,500.00	\$3,044.06	1	1
19	Central Paint Hardware grant	Hyde Park	Fabricate and install new door systems; Install new exterior cladding; Repair kneewall (s); Fabricate and install new window systems	\$10,000.00	\$18,811.00	0	4
20	Centre Street Sanctuary grant	Jamaica Plain	Fabricate & install new exterior signage	\$2,500.00	\$7,203.00	1	3
21	Cheesine, Inc. #2- Grant	South Boston	Fabricate & install new exterior signage	\$7,500.00	\$12,311.00	1	2
22	Chop Chop Meat Market grant	Hyde Park	Install new exterior lighting; Fabricate & install new exterior signage	\$3,500.00	\$4,300.63	1	2
23	Cinquecento - Grant	South End	Masonry repair; Fabricate and install new door systems; Install new exterior cladding; Repair kneewall (s)	\$15,500.00	\$76,835.60	1	4
24	City Legends Barbershop-Grant	Dorchester	Fabricate & install new exterior signage	\$2,500.00	\$2,447.19	0	1
25	Continental Cleaners	East Boston	Install new exterior lighting; Fabricate & install new exterior signage	\$10,000.00	\$40,000.00	0	2
26	Covet - Grant	South Boston	Fabricate & install new exterior signage	\$2,500.00	\$2,647.33	1	1
27	Domenyk's Unisex Hair Salon - Grant	Dorchester - Bowdoin / Geneva	facade improvement project to include windows and doors	\$10,000.00	\$45,700.00	0	2
28	Dorchester Arts Collaborative - Grant	Dorchester - Four Corners	Install new exterior lighting; Fabricate & install new exterior signage	\$5,000.00	\$3,191.04	0	2
29	Economy Hardware - Grant	South Boston	-	\$5,000.00	\$9,612.50	1	4
30	Exclusive Barbershop - Grant	Dorchester - Four Corners	Fabricate & install new exterior signage	\$2,500.00	\$3,122.19	1	1
31	Eye Bar Boston - Grant	Boston Central - Downtown Crossing	Fabricate & install new exterior signage	\$2,500.00	\$2,762.00	0	-
32	Fabutique grant	West Roxbury	Fabricate & install new exterior signage	\$2,500.00	\$1,468.50	0	1
33	Fan Fan 3 grant	Hyde Park	Fabricate and install new awning system	\$2,500.00	\$3,559.00	0	2
34	Helm Real Estate - Grant	South Boston	Fabricate & install new exterior signage	\$2,500.00	\$2,660.62	1	1
35	Island Style Jamaican Restaurant - Grant	Dorchester - Four Corners	-	\$3,000.00	\$2,874.45	0	1

36	JP Seafood Cafe- Grant	Jamaica Plain - JP Centre/South	Fabricate and install new awning system	\$5,000.00	\$6,823.00	0	-
37	L'ecole Nuit - Grant	South End	Fabricate & install new exterior signage	\$2,500.00	\$2,290.00	0	1
38	Law Office of Angelina Bruce-Flounory - Grant	Dorchester - Lower Mills	Fabricate & install new exterior signage	\$2,500.00	\$2,464.00	1	1
39	Lekker Home - grant	South End	Fabricate & install new exterior signage	\$2,500.00	\$2,449.44	0	1
40	Los Amigos 2 grant	West Roxbury	Fabricate & install new exterior signage	\$2,500.00	\$1,929.00	1	1
41	Mass Bay Brazilian Jiu-Jitsu Academy grant	Jamaica Plain	Fabricate & install new exterior signage	\$2,500.00	\$2,457.00	1	1
42	Mei Mei Street Kitchen - Grant	Fenway	Fabricate and install new awning system	\$2,500.00	\$4,800.00	1	1
43	My Cousin's Place - Grant	Boston Central - North End	Fabricate and install new awning system	\$2,500.00	\$3,458.00	1	2
44	Paraiso Restaurant Grant	Dorchester - Uphams Corner	Fabricate & install new exterior signage	\$5,000.00	\$5,092.66	0	4
45	Peak Performance Chiropractic Rehabilitation grant	Jamaica Plain	Fabricate & install new exterior signage	\$2,500.00	\$3,000.00	1	1
46	Root - Grant	Allston	Install new exterior lighting; Fabricate & install new exterior signage	\$2,500.00	\$3,803.00	1	1
47	Santo Domingo Restaurant - Grant	Dorchester - Four Corners	Fabricate & install new exterior signage	\$3,000.00	\$2,322.00	0	-
48	Shawarma Falafel - Grant	Boston Central - Downtown Crossing	Fabricate & install new exterior signage	\$2,500.00	\$2,924.81	1	2
49	Soul Fire BBQ - Grant	Roxbury	Install new exterior lighting; Fabricate & install new exterior signage	\$2,500.00	\$2,015.00	1	1
50	SPUKIES N' PIZZA - Grant	Dorchester - Lower Mills	Fabricate and install new awning system; Fabricate & install new exterior signage	\$5,000.00	\$4,560.00	1	4
51	Stephanie Cave Design Studio Grant	Jamaica Plain - JP Centre/South	Fabricate & install new exterior signage	\$2,500.00	\$3,376.56	1	1
52	Swissbakers Grant	Allston	Install new exterior lighting; Fabricate & install new exterior signage	\$7,500.00	\$11,159.00	1	6
53	Tails - Grant	Jamaica Plain	Fabricate and install new awning system; Fabricate & install new exterior signage	\$2,500.00	\$1,922.31	1	1
54	Tea Do - Grant	Boston Central - Chinatown	Install new exterior lighting; Fabricate & install new exterior signage	\$12,500.00	\$24,791.00	1	2
55	The Parlour Grant	West Roxbury	Install new exterior lighting; Fabricate & install new exterior signage	\$2,500.00	\$2,353.13	1	1
56	The Real Estate Group - Grant	Dorchester - St. Mark's	Fabricate and install new awning system	\$2,500.00	\$2,825.00	0	2
57	The Thrift Shop of Boston grant	Roslindale	Fabricate & install new exterior signage	\$2,500.00	\$2,955.00	0	2
58	Tolto Ramen - Grant	Allston	Fabricate & install new exterior signage	\$2,500.00	\$2,780.07	1	1
59	Vee Vee Restaurant Grant	Jamaica Plain	Fabricate & install new exterior signage	\$10,000.00	\$11,809.00	0	2
60	Victoria's Diner - Grant	Roxbury - Newmarket	new iconic signage on the building	\$20,000.00	\$26,451.00	0	3
61	Viola Lovely - Grant	South End	Fabricate & install new exterior signage	\$2,500.00	\$3,923.50	1	1
62	Walnut Deluxe Cleaners Grant 2	Dorchester	Install new exterior lighting; Fabricate & install new exterior signage	\$10,000.00	\$15,175.00	0	3
<b>Total (62 records)</b>				<b>\$355,500.00</b>	<b>\$781,625.93</b>	<b>32</b>	<b>127</b>



# **Section**

## **C**

### **HQS Inspections**

#### **Housing Production – Completed, In Construction**

# HQS HOUSING INSPECTION

July 2013 – June 2014

IDIS	PROJECT	# TO INSPECT	ADDRESS	NEIGHBORHOOD
5756	195 Marion St.	2	Cottage/Meridian St.	East Boston
15067	Warren Gardens	6	24 Rockland St.	Roxbury
15617	Pickle Factory/Oliver Lofts	2	164-166 Terrace St.	Mission Hill
71	Stafford Heights	2	110 Moreland St.	Roxbury
72	Infill Apartments	2	164-169 MLK Blvd.	Roxbury
10791	Zelma Lacy House	3	9 West School St.	Charlestown
12314	One Lenox	2	1884 Washington St.	Roxbury
13932	Highland House	2	250-254 Warren St.	Roxbury
49	St. Francis House	1	39 Boylston St.	Back Bay
14475	Dudley Village – South	1	Dudley Street	Roxbury
15841	JP Apartments	2	3294-3296 Washington St.	Jamaica Plain
14888	Schoolhouse Brookledge -Cummins	2	Brookledge/Cummins St.	Dorchester
15087	Kasanov Bakery	4	233 Blue Hill Ave.	Roxbury
13045	Gateway/Project Place	2	1145 Washington St.	South End
13891	Center, Wise, Lamartine	3	270 Centre St.	Jamaica Plain
15908	Rutland Square	1	20 Rutland Square	Boston
16423	Greenway Apartments	2	170 Maverick St.	East Boston
15595	Levado Building	1	241 Talbot Ave.	Dorchester
16399	157 Washington St. Coop	3	157 Washington St.	Dorchester
72	Infill Apartments	3	165 Martin Luther King Blvd.	Roxbury
49	St. Francis House	2	39 Boylston Street	Back Bay
14475	Dudley Village South	2	590 Dudley Street	Dorchester
15841	JP Apartments	3	2010 Columbus Ave.	Roxbury

**CAPER PY13: Housing Production - Construction Completed**

<b>Project: Project Name</b>	<b>Total No of Units</b>	<b>Unrestric ted Market</b>	<b>Rent</b>	<b>Own</b>	<b>Co-Op</b>	<b>Total \$ Committed</b>	<b>TDC - Sources</b>	<b>Project Complete Date</b>
<b>Neighborhood (c): Back Bay/Beacon Hill (1 record)</b>								
	16	1	16	0	0	\$958,560.00	\$2,362,120.00	
Worcester House	16	1	16	0	0	\$958,560.00	\$2,362,120.00	11/30/2013
<b>Neighborhood (c): Dorchester (1 record)</b>								
	2	0	1	1	0	\$428,064.00	\$466,403.00	
81 Wheatland Avenue	2	-	1	1	0	\$428,064.00	\$466,403.00	11/15/2013
<b>Neighborhood (c): Fenway/Kenmore (1 record)</b>								
	36	0	36	0	0	\$676,878.00	\$6,112,567.00	
64-70 Burbank Street II	36	-	36	0	0	\$676,878.00	\$6,112,567.00	12/1/2013
<b>Neighborhood (c): Jamaica Plain (3 records)</b>								
	145	3	121	24	0	\$4,047,625.00	\$62,455,723.00	
Both III	24	-	-	24	0	\$0.00	\$208,000.00	11/12/2013
JP Scattered Site Housing	18	3	18	0	0	\$1,797,625.00	\$10,211,996.00	12/1/2013
225 Centre Street	103	-	103	0	0	\$2,250,000.00	\$52,035,727.00	11/30/2013
<b>Neighborhood (c): Mattapan (3 records)</b>								
	139	0	135	4	0	\$3,064,656.00	\$57,261,319.00	
New Codman Square Apartments (BHP 1)	80	0	80	0	0	\$515,834.00	\$29,636,685.00	12/15/2013
Hopkins-Capen-Mountain- Fuller	9	-	5	4	0	\$1,125,161.00	\$2,298,661.00	8/1/2013
Olmsted Green, Phase 3	50	-	50	0	0	\$1,423,661.00	\$25,325,973.00	7/3/2013

Neighborhood (c): Roslindale (1 record)								
	2	0	0	2	0	\$0.00	\$989,100.00	
64 Catherine Street	2	-	-	2	0	\$0.00	\$989,100.00	12/15/2013
Neighborhood (c): Roxbury (6 records)								
	124	0	119	5	0	\$1,148,092.00	\$39,185,337.68	
LBB Apartments AKA LBB Housing	101	0	101	0	0	\$0.00	\$36,351,595.68	10/25/2013
Urbanica Highland Park E+	4	-	-	4	0	\$0.00	\$1,329,012.00	11/15/2013
140 Harvard St.	3	-	2	1	0	\$191,466.00	\$274,339.00	11/15/2013
Leyland Street Community Garden	0	-	-	0	0	\$217,458.00	\$223,458.00	11/15/2013
8-10 Fort Ave.	13	-	13	0	0	\$315,541.00	\$413,306.00	4/14/2014
257 Humboldt Avenue	3	-	3	0	0	\$423,627.00	\$593,627.00	7/3/2013
Neighborhood (c): South Boston (1 record)								
	89	53	89	0	0	\$0.00	\$19,086,064.00	
Midway Studios	89	53	89	0	0	\$0.00	\$19,086,064.00	6/2/2014
Neighborhood (c): West Roxbury (1 record)								
	104	0	0	104	0	\$830,000.00	\$3,310,894.00	
Boston Trailer Park Tenants	104	-	-	104	0	\$830,000.00	\$3,310,894.00	9/15/2013
Grand Totals (18 records)								
	657	57	517	140	0	\$11,153,875.00	\$191,229,527.68	



## CAPER Program Year 2013 - In Construction

Project: Project Name	Neighborhood (c)	Total No of Units	Unrestricted Market	Rent	Own	Co-Op	Total \$ Committed	Total Development Cost - Uses	Construction Start Actual	Construction Finish Planned
<b>Neighborhood: - (4 records)</b>										
Hong Lok House	Central	75	1	75	0	0	\$1,587,222	\$37,169,500	9/1/2011	1/30/2015
1501 Commonwealth Ave. (The Lancaster)	Allston/Brighton	55	37	-	55	0	\$0	\$18,868,514	11/12/2013	4/20/2015
Parcel 24 AKA One Greenway	Central	95	-	95	0	0	\$2,360,000	\$0	11/1/2013	8/1/2015
Roxbury Crossing Senior Building- 202	Jamaica Plain	40	1	40	0	0	\$1,000,000	\$15,998,422	1/16/2014	3/16/2015
<b>Neighborhood: Dorchester (7 records)</b>										
		161	8	156	5	0	\$2,761,500	\$58,368,431		
Grove Hall WIFI Expansion	-	0	-	-	0	0	\$0	\$0	5/6/2013	-
Wayne at Franklin	Mattapan	72	-	72	0	0	\$0	\$19,352,117	6/11/2013	9/1/2014
Uphams Corner Revitalization AKA St. Kevin's	Dorchester	47	-	47	0	0	\$1,325,960	\$21,256,332	2/26/2014	1/5/2015
St. Kevin's Residential Community AKA St. Kevin's	Dorchester	33	-	33	0	0	\$1,350,000	\$15,501,568	2/26/2014	1/15/2015
34 Norwell Street	Dorchester	1	-	-	1	0	\$0	\$398,874	8/21/2013	8/15/2014
Gleason Street MIHI Package 2	Roxbury	8	8	4	4	0	\$0	\$1,758,000	5/7/2014	12/31/2014
44 Woolson Street	Mattapan	0	-	-	0	0	\$85,540	\$101,540	6/16/2014	8/11/2014
<b>Neighborhood: East Boston (1 record)</b>										
		7	0	7	0	0	\$1,168,551	\$2,145,756		
Condor-Harve Garden Apartments	East Boston	7	-	7	0	0	\$1,168,551	\$2,145,756	4/15/2013	11/21/2014
<b>Neighborhood: Hyde Park (2 records)</b>										
		967	56	967	0	0	\$1,000,000	\$325,203,701		
Georgetowne Homes Phase I	West Roxbury	601	56	601	0	0	\$0	\$201,565,949	6/19/2013	6/15/2014
Georgetowne Homes Phase II	West Roxbury	366	-	366	0	0	\$1,000,000	\$123,637,752	6/19/2013	6/15/2014
<b>Neighborhood: Roxbury (8 records)</b>										
		395	13	395	0	0	\$22,689,203	\$151,877,738		
Spencer House II - 202	Roxbury	37	-	37	0	0	\$1,500,000	\$10,623,518	1/15/2013	8/15/2014
Washington Park	Roxbury	96	10	96	0	0	\$0	\$25,966,420	4/15/2013	8/30/2014
Quincy Heights AKA Marrant Bay	Roxbury	129	-	129	0	0	\$13,800,000	\$56,440,454	7/15/2013	12/31/2014
109 Mt. Pleasant Avenue	Roxbury	8	-	8	0	0	\$1,260,000	\$2,819,430	4/10/2013	6/2/2014
Kittredge House	Roxbury	5	3	5	0	0	\$150,000	\$3,883,976	1/6/2014	8/1/2014
Dudley Greenville	Roxbury	43	-	43	0	0	\$1,750,000	\$16,925,824	1/4/2013	8/1/2014
Quincy Commons 202	Roxbury	40	-	40	0	0	\$2,444,000	\$14,748,094	1/3/2013	8/15/2014
Jackson Commons	Roxbury	37	0	37	0	0	\$1,785,203	\$20,470,022	1/6/2014	3/13/2015
<b>Neighborhood: South End (1 record)</b>										
		245	60	245	0	0	\$1,750,000	\$55,640,262		
Northampton Tower	South End	245	60	245	0	0	\$1,750,000	\$55,640,262	10/15/2013	7/1/2014
<b>Grand Totals (23 records)</b>										
		2,040	176	1,980	60	0	\$34,316,476	\$665,272,324		

## **Section**

### **D**

## **Emergency Solutions Grant – Subrecipients**

**ESG CAPER Subrecipients: Program Year 2013**

<b>Provider</b>	<b>Contract Amount</b>	<b>ESG Component</b>	<b># Served</b>
ABCD	\$58,523	Homelessness Prevention	101
Bay Cove, Inc./TPP	\$35,951	Homelessness Prevention	85
BMC Boston Medical Ctr.	\$25,000	Homelessness Prevention	63
Hearth, Inc	\$39,550	Homelessness Prevention	52
HomeStart, Inc.-HP	\$98,870	Homelessness Prevention	144
HomeStart, Inc.-RRH	\$9,555	Rapid Re-Housing	181
Project Place	\$26,498	Emergency Shelter	120
JRI, Inc.	\$36,290	Homelessness Prevention	58
MCH, Inc	\$38,295	Homelessness Prevention	619
JAS	\$136,500	Homelessness Prevention	350
NECHV	\$97,270	Rapid Re-Housing	132
Pine Street Inn	\$129,332	Rapid Re-Housing	126
Pine Street Inn-St.	\$53,100	Street Outreach	58
Project Hope	\$89,378	Homelessness Prevention	254
Project Hope	\$49,935	Rapid Re-Housing	289
Span	\$36,346	Homelessness Prevention	46
FAB	\$64,345	Rapid Re-Housing	634
<b>TOTAL</b>	<b>\$1,024,738</b>		<b>3,312</b>

## CR-60 - ESG 91.520(g) (ESG Recipients only)

### ESG Supplement to the CAPER in *e-snaps*

#### For Paperwork Reduction Act

#### 1. Recipient Information—All Recipients Complete

##### Basic Grant Information

Recipient Name	BOSTON
Organizational DUNS Number	138479543
EIN/TIN Number	046001380
Identify the Field Office	BOSTON
Identify CoC(s) in which the recipient or subrecipient(s) will provide ESG assistance	Boston CoC

##### ESG Contact Name

First Name	Elizabeth
Middle Name	
Last Name	Doyle
Suffix	
Title	Deputy Director for Supportive Housing Division

##### ESG Contact Address

Street Address 1	26 Court St.
Street Address 2	8 <sup>th</sup> Floor
City	Boston
State	MA
ZIP Code	02108
Phone Number	617-635-0247
Extension	
Fax Number	617-635-0383
Email Address	Edoyle.dnd@cityofboston.gov

##### ESG Secondary Contact

Prefix	
First Name	Vielkis
Last Name	Gonzalez
Suffix	
Title	Senior Development Officer
Phone Number	617-635-0209
Extension	
Email Address	Vgonzalez.dnd@cityofboston.gov



## 2. Reporting Period—All Recipients Complete

**Program Year Start Date** 07/01/2013  
**Program Year End Date** 06/30/2014

### 3a. Subrecipient Form – Complete one form for each subrecipient

**Subrecipient or Contractor Name:** Action for Boston Community Development, Inc.  
**City:** Boston  
**State:** MA  
**Zip Code:** 02111,  
**DUNS Number:** 41036252  
**Is subrecipient a victim services provider:** N  
**Subrecipient Organization Type:** Other Non-Profit Organization  
**ESG Subgrant or Contract Award Amount:** 58,523

**Subrecipient or Contractor Name:** Bay Cove, Inc.  
**City:** Boston  
**State:** MA  
**Zip Code:** 02114,  
**DUNS Number:** 4944565  
**Is subrecipient a victim services provider:** N  
**Subrecipient Organization Type:** Other Non-Profit Organization  
**ESG Subgrant or Contract Award Amount:** 35,951

**Subrecipient or Contractor Name:** Boston Medical Center  
**City:** Boston  
**State:** MA  
**Zip Code:** 02118,  
**DUNS Number:** 005492160  
**Is subrecipient a victim services provider:** N  
**Subrecipient Organization Type:** Other Non-Profit Organization  
**ESG Subgrant or Contract Award Amount:** 25,000

**Subrecipient or Contractor Name:** Hearth, Inc.

**City:** Boston

**State:** MA

**Zip Code:** 02118,

**DUNS Number:** 136102951

**Is subrecipient a victim services provider:** N

**Subrecipient Organization Type:** Other Non-Profit Organization

**ESG Subgrant or Contract Award Amount:** 39,550

**Subrecipient or Contractor Name:** HomeStart, Inc.

**City:** Boston

**State:** MA

**Zip Code:** 02111,

**DUNS Number:** 48534130

**Is subrecipient a victim services provider:** N

**Subrecipient Organization Type:** Other Non-Profit Organization

**ESG Subgrant or Contract Award Amount:** 177,022

**Subrecipient or Contractor Name:** Justice Resource Institute, Inc.

**City:** Boston

**State:** MA

**Zip Code:** 02111,

**DUNS Number:** 7675646

**Is subrecipient a victim services provider:** N

**Subrecipient Organization Type:** Other Non-Profit Organization

**ESG Subgrant or Contract Award Amount:** 36,290

**Subrecipient or Contractor Name:** Massachusetts Coalition for the Homeless, Inc.

**City:** Lynn

**State:** MA

**Zip Code:** 01901,

**DUNS Number:** 780092607

**Is subrecipient a victim services provider:** N

**Subrecipient Organization Type:** Other Non-Profit Organization

**ESG Subgrant or Contract Award Amount:** 38,295

**Subrecipient or Contractor Name:** Just A Start, Inc.

**City:** Cambridge

**State:** MA

**Zip Code:** 02141,

**DUNS Number:** 67727057

**Is subrecipient a victim services provider:** N

**Subrecipient Organization Type:** Other Non-Profit Organization

**ESG Subgrant or Contract Award Amount:** 136,500

**Subrecipient or Contractor Name:** New England Center for Homeless Veterans, Inc.

**City:** Boston

**State:** MA

**Zip Code:** 02108,

**DUNS Number:** 609372248

**Is subrecipient a victim services provider:** N

**Subrecipient Organization Type:** Other Non-Profit Organization

**ESG Subgrant or Contract Award Amount:** 97,270

**Subrecipient or Contractor Name:** Pine Street Inn, Inc.

**City:** Boston

**State:** MA

**Zip Code:** 02118,

**DUNS Number:** 79506366

**Is subrecipient a victim services provider:** N

**Subrecipient Organization Type:** Other Non-Profit Organization

**ESG Subgrant or Contract Award Amount:** 182,432

**Subrecipient or Contractor Name:** Project Hope, Inc.

**City:** Roxbury

**State:** MA

**Zip Code:** 02119,

**DUNS Number:** 040994019

**Is subrecipient a victim services provider:** N

**Subrecipient Organization Type:** Other Non-Profit Organization

**ESG Subgrant or Contract Award Amount:** 139,313

**Subrecipient or Contractor Name:** Project Place, Inc.

**City:** Boston

**State:** MA

**Zip Code:** 02118,

**DUNS Number:** 076614981

**Is subrecipient a victim services provider:** N

**Subrecipient Organization Type:** Other Non-Profit Organization

**ESG Subgrant or Contract Award Amount:** 26,498

**Subrecipient or Contractor Name:** Span, Inc.

**City:** Boston

**State:** MA

**Zip Code:** 02111,

**DUNS Number:** 144115656

**Is subrecipient a victim services provider:** N

**Subrecipient Organization Type:** Other Non-Profit Organization

**ESG Subgrant or Contract Award Amount:** 36,346

**Subrecipient or Contractor Name:** Family Aid Boston, Inc.

**City:** Boston

**State:** MA

**Zip Code:** 02111,

**DUNS Number:** 051069904

**Is subrecipient a victim services provider:** N

**Subrecipient Organization Type:** Other Non-Profit Organization

**ESG Subgrant or Contract Award Amount:** 64,345

## **Section**

### **E**

#### **IDIS Reports**

- **PR06 – Summary Accomplishments**
- **PR26 – CDBG Financial Summary**
- **HOME Match**
- **PR-05 Drawdown Report**
- **Open PO Listing**
- **PR14 – CDBG NRSA Activities**
- **PR01 – HUD Grants and Program Income**



### IDIS Report PR-06 Summary for PY13

IDIS Project	Project Title and Description	Program	Project Estimate	Committed Amount	Amount Drawn Thru Report Year	Amount Available to Draw	Amount Drawn in Report Year
1	Existing Homeowner Rehabilitation	CDBG	\$ 4,008,225	\$ 3,867,287	\$ 2,939,609	\$ 927,678	\$ 2,939,609
2	Reserved	CDBG	\$ 1	\$ -	\$ -	\$ -	\$ -
3	Homebuyer Financial Assistance	CDBG	\$ 976,383	\$ 669,182	\$ 582,210	\$ 86,973	\$ 582,210
4	Homebuyer Technical Assistance	CDBG	\$ 1,017,996	\$ 805,955	\$ 417,929	\$ 388,025	\$ 417,929
5	Rental Housing Preservation	CDBG	\$ 1,603,322	\$ 568,322	\$ 410,360	\$ 157,962	\$ 410,360
5	Rental Housing Preservation	HOME	\$ 310,923	\$ -	\$ -	\$ -	\$ -
6	Housing Production	CDBG	\$ 845,308	\$ 845,308	\$ 590,856	\$ 254,452	\$ 590,856
6	Housing Production	HOME	\$ 5,118,385	\$ 3,675,960	\$ 3,549,248	\$ 126,712	\$ 3,549,248
7	Lead Paint Abatement	CDBG	\$ 185,930	\$ 117,030	\$ 85,636	\$ 31,394	\$ 85,636
8	CHDO Operating Assistance	HOME	\$ 220,914	\$ 204,534	\$ 153,402	\$ 51,132	\$ 153,402
9	Housing Counseling	CDBG	\$ 404,252	\$ 396,021	\$ 345,357	\$ 50,664	\$ 345,357
10	Reserved	CDBG		\$ -	\$ -	\$ -	\$ -
11	Tenants-At-Risk (CEDAC)	CDBG	\$ 268,000	\$ 268,000	\$ 56,141	\$ 211,859	\$ 56,141
12	Homeless and Supportive Housing	CDBG	\$ 247,000	\$ 197,000	\$ 149,416	\$ 47,584	\$ 149,416
13	Supportive Housing for Persons with AIDS	HOPWA	\$ 2,245,539	\$ 1,812,906	\$ 1,354,286	\$ 458,620	\$ 1,343,294
14	Grassroots	CDBG	\$ 369,750	\$ 46,500	\$ 39,772	\$ 6,728	\$ 39,772
15	Main Streets	CDBG	\$ 1,702,784	\$ 1,681,382	\$ 1,280,884	\$ 400,498	\$ 1,280,884
16	ReStore	CDBG	\$ 974,459	\$ 978,995	\$ 507,600	\$ 471,395	\$ 507,600
17	Commercial Real Estate Development	CDBG	\$ 764,059	\$ 569,059	\$ 452,548	\$ 116,511	\$ 452,548
18	Business Technical Assistance	CDBG	\$ 638,410	\$ 548,386	\$ 459,403	\$ 88,984	\$ 459,403
19	Reserved	CDBG	\$ 1	\$ -	\$ -	\$ -	\$ -
20	Partners With Non-Profits	CDBG	\$ 546,663	\$ 545,182	\$ 335,505	\$ 209,677	\$ 335,505
21	Reserved	CDBG	\$ 1	\$ -	\$ -	\$ -	\$ -
22	Property Disposition	CDBG	\$ 57,152	\$ 54,152	\$ 11,302	\$ 42,850	\$ 11,302
23	Brownfields Environmental Abatement	CDBG	\$ 300,313	\$ 314,972	\$ 237,659	\$ 77,313	\$ 237,659
24	Property Management	CDBG	\$ 179,700	\$ 181,015	\$ 98,556	\$ 82,460	\$ 98,556
25	Demolition	CDBG	\$ 554,099	\$ 505,031	\$ 402,017	\$ 103,014	\$ 402,017
26	Reserved	CDBG	\$ 1	\$ -	\$ -	\$ -	\$ -
27	Human Services (JCS)	CDBG	\$ 2,758,613	\$ 2,924,457	\$ 2,050,821	\$ 873,635	\$ 2,050,821
28	Policy Development & Research	CDBG	\$ 342,174	\$ 342,174	\$ 175,929	\$ 166,245	\$ 175,929
29	Administration	CDBG	\$ 2,831,254	\$ 2,310,889	\$ 1,920,225	\$ 390,664	\$ 1,920,225
29	Administration	HOME	\$ 489,829	\$ 489,421	\$ 455,919	\$ 33,502	\$ 455,919
30	Reserved	CDBG	\$ 1	\$ -	\$ -	\$ -	\$ -
31	Fair Housing	CDBG	\$ 437,282	\$ 437,282	\$ 396,717	\$ 40,566	\$ 396,717
32	Reserved	CDBG	\$ 1	\$ -	\$ -	\$ -	\$ -
33	Reserved	CDBG	\$ 1	\$ -	\$ -	\$ -	\$ -
34	Emergency Solutions Grant (ESG)	HESG	\$ 1,161,878	\$ 1,161,878	\$ 916,316	\$ 245,562	\$ 916,316
<b>TOTALS</b>			<b>\$ 31,560,603</b>	<b>\$ 26,518,280</b>	<b>\$ 20,375,621</b>	<b>\$ 6,142,658</b>	<b>\$ 20,364,629</b>



Office of Community Planning and Development  
U.S. Department of Housing and Urban Development  
Integrated Disbursement and Information System  
PR26 - CDBG Financial Summary Report  
Program Year 2013  
BOSTON, MA

DATE: 09-11-14  
TIME: 10:46  
PAGE: 1

**PART I: SUMMARY OF CDBG RESOURCES**

01 UNEXPENDED CDBG FUNDS AT END OF PREVIOUS PROGRAM YEAR	13,696,491.86
02 ENTITLEMENT GRANT	16,834,371.00
03 SURPLUS URBAN RENEWAL	0.00
04 SECTION 108 GUARANTEED LOAN FUNDS	0.00
05 CURRENT YEAR PROGRAM INCOME	4,521,355.22
05a CURRENT YEAR SECTION 108 PROGRAM INCOME (FOR SI TYPE)	0.00
06 RETURNS	3,447.12
07 ADJUSTMENT TO COMPUTE TOTAL AVAILABLE	469,989.49
08 TOTAL AVAILABLE (SUM, LINES 01-07)	35,525,654.69

**PART II: SUMMARY OF CDBG EXPENDITURES**

09 DISBURSEMENTS OTHER THAN SECTION 108 REPAYMENTS AND PLANNING/ADMINISTRATION	14,616,393.81
10 ADJUSTMENT TO COMPUTE TOTAL AMOUNT SUBJECT TO LOW/MOD BENEFIT	0.00
11 AMOUNT SUBJECT TO LOW/MOD BENEFIT (LINE 09 + LINE 10)	14,616,393.81
12 DISBURSED IN IDIS FOR PLANNING/ADMINISTRATION	2,988,676.71
13 DISBURSED IN IDIS FOR SECTION 108 REPAYMENTS	0.00
14 ADJUSTMENT TO COMPUTE TOTAL EXPENDITURES	397,369.61
15 TOTAL EXPENDITURES (SUM, LINES 11-14)	18,002,440.13
16 UNEXPENDED BALANCE (LINE 08 - LINE 15)	17,523,214.56

**PART III: LOWMOD BENEFIT THIS REPORTING PERIOD**

17 EXPENDED FOR LOW/MOD HOUSING IN SPECIAL AREAS	0.00
18 EXPENDED FOR LOW/MOD MULTI-UNIT HOUSING	3,102,007.37
19 DISBURSED FOR OTHER LOW/MOD ACTIVITIES	10,192,031.70
20 ADJUSTMENT TO COMPUTE TOTAL LOW/MOD CREDIT	0.00
21 TOTAL LOW/MOD CREDIT (SUM, LINES 17-20)	13,294,039.07
22 PERCENT LOW/MOD CREDIT (LINE 21/LINE 11)	90.95%

**LOW/MOD BENEFIT FOR MULTI-YEAR CERTIFICATIONS**

23 PROGRAM YEARS(PY) COVERED IN CERTIFICATION	PY: PY: PY:
24 CUMULATIVE NET EXPENDITURES SUBJECT TO LOW/MOD BENEFIT CALCULATION	0.00
25 CUMULATIVE EXPENDITURES BENEFITING LOW/MOD PERSONS	0.00
26 PERCENT BENEFIT TO LOW/MOD PERSONS (LINE 25/LINE 24)	0.00%

**PART IV: PUBLIC SERVICE (PS) CAP CALCULATIONS**

27 DISBURSED IN IDIS FOR PUBLIC SERVICES	
28 PS UNLIQUIDATED OBLIGATIONS AT END OF CURRENT PROGRAM YEAR	SEE
29 PS UNLIQUIDATED OBLIGATIONS AT END OF PREVIOUS PROGRAM YEAR	
30 ADJUSTMENT TO COMPUTE TOTAL PS OBLIGATIONS	ATTACHED
31 TOTAL PS OBLIGATIONS (LINE 27 + LINE 28 - LINE 29 + LINE 30)	
32 ENTITLEMENT GRANT	SCHEDULE
33 PRIOR YEAR PROGRAM INCOME	
34 ADJUSTMENT TO COMPUTE TOTAL SUBJECT TO PS CAP	
35 TOTAL SUBJECT TO PS CAP (SUM, LINES 32-34)	
36 PERCENT FUNDS OBLIGATED FOR PS ACTIVITIES (LINE 31/LINE 35)	

**PART V: PLANNING AND ADMINISTRATION (PA) CAP**

37 DISBURSED IN IDIS FOR PLANNING/ADMINISTRATION	2,988,676.71
38 PA UNLIQUIDATED OBLIGATIONS AT END OF CURRENT PROGRAM YEAR	109,461.68
39 PA UNLIQUIDATED OBLIGATIONS AT END OF PREVIOUS PROGRAM YEAR	264,100.05
40 ADJUSTMENT TO COMPUTE TOTAL PA OBLIGATIONS	305,860.55
41 TOTAL PA OBLIGATIONS (LINE 37 + LINE 38 - LINE 39 + LINE 40)	3,139,898.89
42 ENTITLEMENT GRANT	16,834,371.00
43 CURRENT YEAR PROGRAM INCOME	4,521,355.22
44 ADJUSTMENT TO COMPUTE TOTAL SUBJECT TO PA CAP	469,989.49
45 TOTAL SUBJECT TO PA CAP (SUM, LINES 42-44)	21,825,715.71
46 PERCENT FUNDS OBLIGATED FOR PA ACTIVITIES (LINE 41/LINE 45)	14.39%

#### Part IV: Public Service (PS) Cap Calculation

Public Service Funds Obligated In FY 1983		4,190,220.00
15% of Prior Years Program Income	1,895,019.54	
	X15%	284,252.93
PS Cap		<u>4,474,472.93</u>
Total PS Obligations (see attached)		<u>4,368,666.55</u>
Amount of PS Obligations over (under) Cap		<u>(105,806.38)</u>

#### Line 7: Adjustment to Compute Total Available

#### Line 44: Adjustment to Compute Total Subject to PA Cap

Fy 2014 (PY 2013) Revolving Loan Fund Program Income Received

CEDAC - Dorchester Bay EDC (Morrant Bay)	<u>469,989.49</u>
------------------------------------------	-------------------

#### Line 14: Adjustment to Compute Total Expenditures

#### Line 40: Adjustment to Compute Total PA Obligations

#### Transfer of Choice payroll & fringe to CDBG

	<u>Total Exps Line 14</u>	<u>Admin Exps Line 40</u>
July 2013	58,436.70	35,179.18
August 2013	59,401.44	35,555.43
September 2013	60,504.83	36,726.24
October 2013	21,746.74	16,077.14
November 2013	62,540.85	47,583.51
December 2013	34,064.94	34,064.94
January 2014	43,158.20	43,158.20
March 2014	57,515.91	57,515.91
Total	<u>397,369.61</u>	<u>305,860.55</u>
Payroll	319,943.33	246,264.53
Health Ins 13.75%	43,992.21	33,861.37
Pension 9.00%	28,794.90	22,163.81
Medicare 1.45%	<u>4,639.18</u>	<u>3,570.84</u>
	<u>397,369.61</u>	<u>305,860.55</u>

Report: HUD Report  
Run Date: 08/12/2014  
Run Time: 09:42:40

City of Boston  
CDBG ANNUAL PERFORMANCE REPORT  
Loan Portfolio Status

Page No. 1

Outstanding Loan Balance as of 2014-06-30

	<u>Principal Balance</u>	<u>Number Of Loans</u>
a. Direct Payment Loans		
Housing Rehabilitation	24,266,249.43	105
CDBG Economic Development	9,795,624.64	89
Section 108 Economic Development	32,014,946.58	19
Others: New Construction Housing	0.00	0
Others: Lead Adatement	0.00	0
Total:	66,076,820.65	213
b. Deferred/Forgivable Loans		
Housing Rehabilitation	39,421,439.95	1167
Housing New Construction	49,722.60	1
Lead Adatement	361,337.86	28
Other Economic Development	5,023,307.07	13
Total:	44,855,807.48	1209
Total Portfolio CDBG:	78,917,681.55	1403
Total Section 108:	32,014,946.58	19
Grand Total:	110,932,628.13	1422

Terms of Direct Payment Loans:

- Loans that repay stated amounts on stated repayment schedules, regardless of whether the first payment begins immediately or two or three years after loan closing, or at maturity.
- Predevelopment Loans that repay at permanent financing closing.
- Permanent conditional loans that require repayments only when certain conditions prevail; such as a stated level of net income.
- Net sales proceeds loans that require payment of net sales proceeds when our borrower sells to a qualifying homebuyer.

Terms of Deferred/Forgivable Loans:

- Permanent loans that convert to grants if use restrictions are complied with for a stated period.
- Bridge loans that are deferred until/if other funding becomes available.
- Loans that become repayable only upon death, sale or refinancing.

End of Report

## HOME Match Report

**U.S. Department of Housing and Urban Development**  
Office of Community Planning and Development

OMB Approval No. 2506-0171  
(exp. 12/31/2012)

## Part I Participant Identification

1. Participant No. (assigned by HUD)		2. Name of the Participating Jurisdiction City of Boston		3. Name of Contact (person completing this report) John Carbone	
5. Street Address of the Participating Jurisdiction 26 Court St				4. Contact's Phone Number (include area code) 617-635-0278	
6. City Boston		7. State MA	8. Zip Code 02108		

## Part II Fiscal Year Summary

1. Excess match from prior Federal fiscal year	\$	17,329,836.40
2. Match contributed during current Federal fiscal year (see Part III.9.)	\$	
3. Total match available for current Federal fiscal year (line 1 + line 2)	\$	17,329,836.40
4. Match liability for current Federal fiscal year	\$	678,120.72
5. Excess match carried over to next Federal fiscal year (line 3 minus line 4)	\$	16,651,715.68

## Part III Match Contribution for the Federal Fiscal Year

[illegible]



[illegible]

Public reporting burden for this collection of information is estimated to average 45 minutes per response, including the time for reviewing instructions, searching existing data sources, gathering and maintaining the data needed, and completing and reviewing the collection of information. This agency may not conduct or sponsor, and a person is not required to respond to, a collection of information unless that collection displays a valid OMB control number.

The HOME statute imposes a significant number of data collection and reporting requirements. This includes information on assisted properties, on the owners or tenants of the properties, and on other programmatic areas. The information will be used: 1) to assist HOME participants in managing their programs; 2) to track performance of participants in meeting fund commitment and expenditure deadlines; 3) to permit HUD to determine whether each participant meets the HOME statutory income targeting and affordability requirements; and 4) to permit HUD to determine compliance with other statutory and regulatory program requirements. This data collection is authorized under Title II of the Cranston-Gonzalez National Affordable Housing Act or related authorities. Access to Federal grant funds is contingent on the reporting of certain project-specific data elements. Records of information collected will be maintained by the recipients of the assistance. Information on activities and expenditures of grant funds is public information and is generally available for disclosure. Recipients are responsible for ensuring confidentiality when public disclosure is not required.

## Instructions for the HOME Match Report

### Applicability:

The HOME Match Report is part of the HOME APR and must be filled out by every participating jurisdiction that incurred a match liability. Match liability occurs when FY 1993 funds (or subsequent year funds) are drawn down from the U.S. Treasury for HOME projects. A Participating Jurisdiction (PJ) may start counting match contributions as of the beginning of Federal Fiscal Year 1993 (October 1, 1992). A jurisdiction not required to submit this report, either because it did not incur any match or because it had a full match reduction, may submit a HOME Match Report if it wishes. The match would count as excess match that is carried over to subsequent years. The match reported on this form must have been contributed during the reporting period (between October 1 and September 30).

### Timing:

This form is to be submitted as part of the HOME APR on or before December 31. The original is sent to the HUD Field Office. One copy is sent to the

Office of Affordable Housing Programs, CGHF  
Room 7176, HUD, 451 7th Street, S.W.  
Washington, D.C. 20410.

The participating jurisdiction also keeps a copy.

### Instructions for Part II:

1. **Excess match from prior Federal fiscal year:** Excess match carried over from prior Federal fiscal year.
2. **Match contributed during current Federal fiscal year:** The total amount of match contributions for all projects listed under Part III in column 9 for the Federal fiscal year.

3. **Total match available for current Federal fiscal year:** The sum of excess match carried over from the prior Federal fiscal year (Part II, line 1) and the total match contribution for the current Federal fiscal year (Part II, line 2). This sum is the total match available for the Federal fiscal year.
4. **Match liability for current Federal fiscal year:** The amount of match liability is available from HUD and is provided periodically to PJs. The match must be provided in the current year. The amount of match that must be provided is based on the amount of HOME funds drawn from the U.S. Treasury for HOME projects. The amount of match required equals 25% of the amount drawn down for HOME projects during the Federal fiscal year. Excess match may be carried over and used to meet match liability for subsequent years (see Part II line 5). Funds drawn down for administrative costs, CHDO operating expenses, and CHDO capacity building do not have to be matched. Funds drawn down for CHDO seed money and/or technical assistance loans do not have to be matched if the project does not go forward. A jurisdiction is allowed to get a partial reduction (50%) of match if it meets one of two statutory distress criteria, indicating "fiscal distress," or else a full reduction (100%) of match if it meets both criteria, indicating "severe fiscal distress." The two criteria are poverty rate (must be equal to or greater than 125% of the average national family poverty rate to qualify for a reduction) and per capita income (must be less than 75% of the national average per capita income to qualify for a reduction). In addition, a jurisdiction can get a full reduction if it is declared a disaster area under the Robert T. Stafford Disaster Relief and Emergency Act.

5. **Excess match carried over to next Federal fiscal year:** The total match available for the current Federal fiscal year (Part II, line 3) minus the match liability for the current Federal fiscal year (Part II, line 4). Excess match may be carried over and applied to future HOME project match liability.

### Instructions for Part III:

1. **Project No. or Other ID:** "Project number" is assigned by the C/MI System when the PJ makes a project setup call. These projects involve at least some Treasury funds. If the HOME project does not involve Treasury funds, it must be identified with "other ID" as follows: the fiscal year (last two digits only), followed by a number (starting from "01" for the first non-Treasury-funded project of the fiscal year), and then at least one of the following abbreviations: "SF" for project using shortfall funds, "PI" for projects using program income, and "NON" for non-HOME-assisted affordable housing. Example: 93.01.SF, 93.02.PI, 93.03.NON, etc.

Shortfall funds are non-HOME funds used to make up the difference between the participation threshold and the amount of HOME funds allocated to the PJ; the participation threshold requirement applies only in the PJ's first year of eligibility. [§92.102]

Program income (also called "repayment income") is any return on the investment of HOME funds. This income must be deposited in the jurisdiction's HOME account to be used for HOME projects. [§92.503(b)]

- Non-HOME-assisted affordable housing is investment in housing not assisted by HOME funds that would qualify as "affordable housing" under the HOME Program definitions. "NON" funds must be contributed to a specific project; it is not sufficient to make a contribution to an entity engaged in developing affordable housing. [§92.219(b)]
2. **Date of Contribution:** Enter the date of contribution. Multiple entries may be made on a single line as long as the contributions were made during the current fiscal year. In such cases, if the contributions were made at different dates during the year, enter the date of the last contribution.
  3. **Cash:** Cash contributions from non-Federal resources. This means the funds are contributed permanently to the HOME Program regardless of the form of investment the jurisdiction provides to a project. Therefore all repayment, interest, or other return on investment of the contribution must be deposited in the PJ's HOME account to be used for HOME projects. The PJ, non-Federal public entities (State/local governments), private entities, and individuals can make contributions. The grant equivalent of a below-market interest rate loan to the project is eligible when the loan is not repayable to the PJ's HOME account. [§92.220(a)(1)] In addition, a cash contribution can count as match if it is used for eligible costs defined under §92.206 (except administrative costs and CHDO operating expenses) or under §92.209, or for the following non-eligible costs: the value of non-Federal funds used to remove and relocate ECHO units to accommodate eligible tenants, a project reserve account for replacements, a project reserve account for unanticipated increases in operating costs, operating subsidies, or costs relating to the portion of a mixed-income or mixed-use project not related to the affordable housing units. [§92.219(c)]
  4. **Foregone Taxes, Fees, Charges:** Taxes, fees, and charges that are normally and customarily charged but have been waived, foregone, or deferred in a manner that achieves affordability of the HOME-assisted housing. This includes State tax credits for low-income housing development. The amount of real estate taxes may be based on the

post-improvement property value. For those taxes, fees, or charges given for future years, the value is the present discounted cash value. [§92.220(a)(2)]

5. **Appraised Land/Real Property:** The appraised value, before the HOME assistance is provided and minus any debt burden, lien, or other encumbrance, of land or other real property, not acquired with Federal resources. The appraisal must be made by an independent, certified appraiser. [§92.220(a)(3)]
6. **Required Infrastructure:** The cost of investment, not made with Federal resources, in on-site and off-site infrastructure directly required for HOME-assisted affordable housing. The infrastructure must have been completed no earlier than 12 months before HOME funds were committed. [§92.220(a)(4)]
7. **Site preparation, Construction materials, Donated labor:** The reasonable value of any site-preparation and construction materials, not acquired with Federal resources, and any donated or voluntary labor (see §92.354(b)) in connection with the site-preparation for, or construction or rehabilitation of, affordable housing. The value of site-preparation and construction materials is determined in accordance with the PJ's cost estimate procedures. The value of donated or voluntary labor is determined by a single rate ("labor rate") to be published annually in the Notice Of Funding Availability (NOFA) for the HOME Program. [§92.220(6)]
8. **Bond Financing:** Multifamily and single-family project bond financing must be validly issued by a State or local government (or an agency, instrumentality, or political subdivision thereof). 50% of a loan from bond proceeds made to a multifamily affordable housing project owner can count as match. 25% of a loan from bond proceeds made to a single-family affordable housing project owner can count as match. Loans from all bond proceeds, including excess bond match from prior years, may not exceed 25% of a PJ's total annual match contribution. [§92.220(a)(5)] The amount in excess of the 25% cap for bonds may carry over, and the excess will count as part of the statutory limit of up to 25% per year. Requirements regarding

bond financing as an eligible source of match will be available upon publication of the implementing regulation early in FY 1994.

9. **Total Match:** Total of items 3 through 8. This is the total match contribution for each project identified in item 1.

**Ineligible forms of match include:**

1. Contributions made with or derived from Federal resources e.g. CDBG funds [§92.220(b)(1)]
2. Interest rate subsidy attributable to the Federal tax-exemption on financing or the value attributable to Federal tax credits [§92.220(b)(2)]
3. Contributions from builders, contractors or investors, including owner equity, involved with HOME-assisted projects. [§92.220(b)(3)]
4. Sweat equity [§92.220(b)(4)]
5. Contributions from applicants/recipients of HOME assistance [§92.220(b)(5)]
6. Fees/charges that are associated with the HOME Program only, rather than normally and customarily charged on all transactions or projects [§92.220(a)(2)]
7. Administrative costs

HOME MATCH DISBURSEMENT LOG - FY2014 (HUD 2013)

IDIS #	DATE DISBURSED	PROJECT	NEIGHBORHOOD	PROJECT TYPE	HOME FUNDS DISBURSED	\$ MATCH LIABILITY INCURRED (12.5%) (See Note #1)	\$ VALUE OF MATCH CONTRIBUTION (See Note #2)	TYPE OF MATCH (See Note #2)	DATE MATCH RECOGNIZED (See Note #2)
16399	8/2/2013	157 Washington Street Coop	Dorchester	HOME-Assisted	53,475.27	6,684.41	\$6,684.41	Commonwealth of Massachusetts Rental Voucher Program	HUD 2013 (City FY14)
16601	3/19/2014	225 Centre Street	Roxbury	HOME-Assisted	24,273.00	3,034.13	\$3,034.13	Commonwealth of Massachusetts Rental Voucher Program	HUD 2013 (City FY14)
17091	8/28/2013	Worcester House	Back Bay	HOME-Assisted	51,650.49	6,456.31	\$6,456.31	Commonwealth of Massachusetts Rental Voucher Program	HUD 2013 (City FY14)
17120	4/17/2014	Codman Square Apartments	Dorchester	HOME-Assisted	333,951.00	41,743.88	\$41,743.88	Commonwealth of Massachusetts Rental Voucher Program	HUD 2013 (City FY14)
17123	12/24/2013	Quincy Commons 202	Roxbury	HOME-Assisted	114,120.00	14,265.00	\$14,265.00	Commonwealth of Massachusetts Rental Voucher Program	HUD 2013 (City FY14)
16574	10/09/2013	Hong Lok Elderly Housing	Chinatown	HOME-Assisted	246,500.00	30,812.50	\$30,812.50	Commonwealth of Massachusetts Rental Voucher Program	HUD 2013 (City FY14)
16615	10/16/2013	Olmstead Green Phase 3	Mattapan	HOME-Assisted	781.60	97.70	\$97.70	Commonwealth of Massachusetts Rental Voucher Program	HUD 2013 (City FY14)
16713	2/05/2014	Cheriton Heights 202	West Roxbury	HOME-Assisted	108,350.60	13,543.83	\$13,543.83	Commonwealth of Massachusetts Rental Voucher Program	HUD 2013 (City FY14)
17413	5/13/2014	LBB Apartments	Mattapan	HOME-Assisted	736,000.00	92,000.00	\$92,000.00	Commonwealth of Massachusetts Rental Voucher Program	HUD 2013 (City FY14)
17463	3/05/2014	JP Scattered Site Housing	Jamaica Plain	HOME-Assisted	1,047,625.00	130,953.13	\$130,953.13	Commonwealth of Massachusetts Rental Voucher Program	HUD 2013 (City FY14)
17514	6/04/2014	Washington Park Limited Partnership	Roxbury	HOME-Assisted	125,740.78	15,717.60	\$15,717.60	Commonwealth of Massachusetts Rental Voucher Program	HUD 2013 (City FY14)

HOME MATCH DISBURSEMENT LOG - FY2014 (HUD 2013)

IDIS #	DATE DISBURSED	PROJECT	NEIGHBORHOOD	PROJECT TYPE	HOME FUNDS DISBURSED	\$ MATCH LIABILITY INCURRED (12.5%) (See Note #1)	\$ VALUE OF MATCH CONTRIBUTION (See Note #2)	TYPE OF MATCH (See Note #2)	DATE MATCH RECOGNIZED (See Note #2)
17608	4/09/2014	Wayne at Franklin	Dorchester	HOME-Assisted	340,498.04	42,562.26	\$42,562.26	Commonwealth of Massachusetts Rental Voucher Program	HUD 2013 (City FY14)
17414	6/18/2014	Dudley Greenville	Roxbury	HOME-Assisted	950,000.00	118,750.00	\$118,750.00	Commonwealth of Massachusetts Rental Voucher Program	HUD 2013 (City FY14)
17609	3/05/2014	Parcel 24	Chinatown	HOME-Assisted	1,292,000.00	161,500.00	\$161,500.00	Commonwealth of Massachusetts Rental Voucher Program	HUD 2013 (City FY14)
				TOTALS (HUD 2013)	5,424,965.78	678,120.72	678,120.72		
				Match Contribution Carry Forward from Prior Year (HUD 2012):		17,329,836.40			
				Match Balance for next Year (HUD 2014):		16,651,715.68			
NOTE #1: Per HUD Notice CPD-04-06 and the accompanying HUD spreadsheet (both attached), the City of Boston has been granted a match reduction of 50% (to 12.5%), due to its designation as a fiscally distressed City.									
NOTE #2: In 1996, the City of Boston received a contribution of \$27,375,984 from the Commonwealth of Massachusetts Rental Voucher Program (MRVP). This contribution was made available starting in FY1993.									



U.S. Department of Housing and Urban Development  
Office of Community Planning and Development  
Integrated Disbursement and Information System  
Drawdown Report by Project and Activity  
BOSTON , MA

DATE: 07-11-14  
TIME: 10:56  
PAGE: 1

REPORT FOR PROGRAM : ALL  
PGM YR : ALL  
PROJECT : ALL  
ACTIVITY : ALL

Funding Agency: MASSACHUSETTS

						SU							
Program Year/ Project		IDIS Act ID	Activity Name	Prior Year	Voucher Number	Line Item	Voucher Status	LOCCS Send Date	Grant Number	Fund Type	Drawn Amount		
2010	6	Rental Housing Production	16399 157 Washington Street Coop										
					5319577	1	Completed	9/1/2011	M10MC250200	CR	\$225,264.29		
					5331306	1	Completed	9/28/2011	M10MC250200	CR	\$257,025.68		
					5352481	1	Completed	11/17/2011	M10MC250200	CR	\$139,392.11		
					5359958	1	Completed	12/7/2011	M10MC250200	CR	\$178,636.62		
					5373706	1	Completed	1/11/2012	M10MC250200	CR	\$162,000.00		
					5467893	1	Completed	8/24/2012	M10MC250200	CR	\$53,701.00		
					5591239	1	Completed	8/2/2013	M11MC250200	CR	\$35,408.27	\$35,408.27	
					5591240	1	Completed	8/2/2013	M09MC250200	CR	\$18,067.00	\$18,067.00	\$53,475.27
									<b>Activity Total</b>		<b>\$1,069,494.97</b>		
2010	6	Rental Housing Production	16601 225 Centre Street										
					5389623	1	Completed	2/16/2012	M10MC250200	EN	\$397,000.00		
					5389623	2	Completed	2/16/2012	M11MC250200	PI	\$3,000.00		
					5412401	1	Completed	4/12/2012	M10MC250200	EN	\$65,791.50		
					5412401	2	Completed	4/12/2012	M11MC250200	PI	\$334,208.50		
					5417953	1	Completed	4/25/2012	M10MC250200	EN	\$199,811.19		
					5417953	2	Completed	4/25/2012	M11MC250200	PI	\$116,438.81		
					5551201	1	Completed	4/11/2013	M11MC250200	EN	\$5,875.00		
					5668764	1	Completed	3/19/2014	M13MC250200	EN	\$24,273.00	\$24,273.00	\$24,273.00
									<b>Activity Total</b>		<b>\$1,146,398.00</b>		
									<b>Project Total</b>		<b>8,772,026.88</b>		
2011	5	Rental Housing Preservation	17091 Worcester House										
					5504076	1	Completed	12/5/2012	M10MC250200	EN	\$35,359.00		
					5512699	1	Completed	12/28/2012	M10MC250200	EN	\$26,815.00		
					5525552	1	Completed	2/4/2013	M12MC250200	PI	\$38,610.00		
					5537455	2	Completed	3/6/2013	M12MC250200	PI	\$21,173.00		
					5545919	1	Completed	3/28/2013	M12MC250200	PI	\$39,000.00		
					5563904	1	Completed	5/15/2013	M12MC250200	PI	\$48,145.00		
					5563906	1	Completed	5/15/2013	M11MC250200	EN	\$20,362.75		
					5563906	2	Completed	5/15/2013	M12MC250200	PI	\$39,210.25		
					5575885	1	Completed	6/19/2013	M11MC250200	EN	\$30,851.07		
					5575885	2	Completed	6/19/2013	M12MC250200	PI	\$11,570.93		
					5600188	1	Completed	8/28/2013	M11MC250200	EN	\$12,384.01	\$12,384.01	
					5600188	2	Completed	8/28/2013	M13MC250200	PI	\$39,266.48	\$39,266.48	\$51,650.49
									<b>Activity Total</b>		<b>\$362,747.49</b>		
2011	5	Rental Housing Preservation	17120 Codman Square Apartments										
					5474211	1	Completed	9/12/2012	M10MC250200	CR	\$35,408.30		
					5474211	2	Completed	9/12/2012	M11MC250200	CR	\$14,591.70		
					5551225	1	Completed	4/11/2013	M11MC250200	CR	\$127,611.60		

REPORT FOR PROGRAM : A.I.L  
PGM YR : A.I.L  
PROJECT : A.I.L  
ACTIVITY : ALL

Funding Agency: MASSACHUSETTS

SU														
Program Year/ Project		IDIS Act ID	Activity Name	Prior Year	Voucher Number	Line Item	Voucher Status	LOCCS Send Date	Grant Number	Fund Type	Drawn Amount			
					5568203	1	Completed	5/29/2013	M11MC250200	CR	\$4,271.40			
					5641158	1	Completed	12/24/2013	M11MC250200	CR	\$43,789.75	\$43,789.75		
					5676271	1	Completed	4/9/2014	M11MC250200	CR	\$290,161.03	\$290,161.03		
					5679641	1	Completed	4/17/2014	M11MC250200	CR	\$0.22	\$0.22	\$333,951.00	
					Activity Total						\$515,834.00			
2011	5	Rental Housing Preservation	17123 Quincy Commons 202		5545923	2	Completed	3/28/2013	M11MC250200	CR	\$170,542.53			
					5602511	1	Completed	9/6/2013	M11MC250200	CR	\$38,538.00	\$38,538.00		
					5615233	1	Completed	10/9/2013	M11MC250200	CR	\$28,422.00	\$28,422.00		
					5634690	1	Completed	12/6/2013	M11MC250200	CR	\$14,400.00	\$14,400.00		
					5634691	1	Completed	12/6/2013	M11MC250200	CR	\$23,400.00	\$23,400.00		
					5641159	1	Completed	12/24/2013	M11MC250200	CR	\$9,360.00	\$9,360.00	\$114,120.00	
					Activity Total						\$284,662.53			
					Project Total						1,715,793.02			
2011	6	Rental Housing Production	16574 Hong Lok Elderly Housing		5018246	2	Completed	10/15/2009	M07MC250200	EN	\$18,930.00			
					5043751	8	Completed	12/16/2009	M07MC250200	EN	\$12,820.00			
					5071990	2	Completed	2/25/2010	M08MC250200	EN	\$9,723.00			
					5111404	5	Completed	5/20/2010	M08MC250200	EN	\$6,025.00			
					5192303	5	Completed	11/18/2010	M09MC250200	EN	\$2,502.00			
					5192456	2	Completed	11/18/2010	M09MC250200	EN	\$59,517.71			
					5406412	1	Completed	3/28/2012	M10MC250200	EN	\$154,248.53			
					5406412	2	Completed	3/28/2012	M11MC250200	PI	\$19,872.00			
					5425951	1	Completed	5/15/2012	M11MC250200	PI	\$188,139.95			
					5433073	1	Completed	5/31/2012	M10MC250200	EN	\$421,842.95			
					5433073	2	Completed	5/31/2012	M11MC250200	PI	\$6,378.86			
					5534958	3	Completed	2/27/2013	M10MC250200	EN	\$13,493.97			
					5534958	4	Completed	2/27/2013	M11MC250200	EN	\$111,506.03			
					5553976	1	Completed	4/18/2013	M11MC250200	EN	\$1,500.00			
					5615227	1	Completed	10/9/2013	M11MC250200	EN	\$246,500.00	\$246,500.00	\$246,500.00	
					Activity Total						\$1,273,000.00			
2011	6	Rental Housing Production	16615 Olmsted Green Phase 3		5351873	1	Completed	11/16/2011	M10MC250200	EN	\$70,515.73			
					5351873	2	Completed	11/16/2011	M11MC250200	PI	\$13,647.29			
					5363298	1	Completed	12/14/2011	M10MC250200	EN	\$76,334.43			
					5363298	2	Completed	12/14/2011	M11MC250200	PI	\$92,663.92			
					5369927	1	Completed	12/30/2011	M10MC250200	EN	\$310,475.25			
					5369927	2	Completed	12/30/2011	M11MC250200	PI	\$10,413.44			
					5385747	1	Completed	2/8/2012	M10MC250200	EN	\$367,003.34			

U.S. Department of Housing and Urban Development  
Office of Community Planning and Development  
Integrated Disbursement and Information System  
Drawdown Report by Project and Activity  
BOSTON , MA

DATE: 07-11-14  
TIME: 10:56  
PAGE: 1

REPORT FOR PROGRAM : ALL  
PGM YR : ALL  
PROJECT : ALL  
ACTIVITY : ALL

Funding Agency: MASSACHUSETTS

			SU									
Program Year/ Project	IDIS Act ID	Activity Name	Prior Year	Voucher Number	Line Item	Voucher Status	LOCCS Send Date	Grant Number	Fund Type	Drawn Amount		
				5385747	2	Completed	2/8/2012	M11MC250200	PI	\$219,537.72		
				5400369	1	Completed	3/15/2012	M10MC250200	EN	\$56,597.89		
				5400369	2	Completed	3/15/2012	M11MC250200	PI	\$135,288.94		
				5537455	1	Completed	3/6/2013	M11MC250200	EN	\$1,000.00		
				5617138	1	Completed	10/16/2013	M11MC250200	EN	\$781.60	\$781.60	\$781.60
				Activity Total						\$1,354,259.55		
2011	6	Rental Housing Production	16713	Cheriton Heights 202								
				1456368	4	Completed	9/27/2007	M05MC250200	EN	\$64,552.00		
				1469431	5	Completed	11/1/2007	M06MC250200	EN	\$20,229.91		
				5477416	1	Completed	9/20/2012	M07MC250200	EN	\$162,162.09		
				5477546	1	Completed	9/20/2012	M07MC250200	EN	\$247,078.86		
				5477546	2	Completed	9/20/2012	M08MC250200	EN	\$31.44		
				5477546	3	Completed	9/20/2012	M10MC250200	EN	\$299,867.58		
				5477546	4	Completed	9/20/2012	M12MC250200	PI	\$10,603.12		
				5495144	2	Completed	11/7/2012	M10MC250200	EN	\$169,365.59		
				5495144	3	Completed	11/7/2012	M12MC250200	PI	\$1,264.81		
				5617138	2	Completed	10/16/2013	M11MC250200	EN	\$3,682.50	\$3,682.50	
				5653486	1	Completed	2/5/2014	M11MC250200	EN	\$104,668.10	\$104,668.10	\$108,350.60
				Activity Total						\$1,083,506.00		
				Project Total						3,710,765.55		
2012	5	Rental Housing Preservation	17413	LBB Apartments								
				5607684	1	Completed	9/20/2013	M11MC250200	CR	\$50,000.00	\$50,000.00	
				5615232	1	Completed	10/9/2013	M11MC250200	CR	\$125,000.00	\$125,000.00	
				5687516	1	Completed	5/13/2014	M13MC250200	PI	\$239,782.37	\$239,782.37	
				5687517	1	Completed	5/13/2014	M11MC250200	CR	\$321,217.63	\$321,217.63	\$736,000.00
				Activity Total						\$736,000.00		
2012	5	Rental Housing Preservation	17463	JP Scattered Site Housing								
				5653927	1	Completed	2/5/2014	M11MC250200	EN	\$942,862.50	\$942,862.50	
				5664223	3	Completed	3/5/2014	M13MC250200	EN	\$104,762.50	\$104,762.50	\$1,047,625.00
				Activity Total						\$1,047,625.00		
2012	5	Rental Housing Preservation	17514	Wahington Park Limited Partnership								
				5545923	3	Completed	3/28/2013	M11MC250200	CR	\$64,259.22		
				5573181	1	Completed	6/12/2013	M11MC250200	EN	\$289,760.29		
				5573471	1	Completed	6/13/2013	M12MC250200	PI	\$422,739.71		
				5695417	1	Completed	6/4/2014	M11MC250200	CR	\$125,740.78	\$125,740.78	\$125,740.78
				Activity Total						\$902,500.00		
2012	5	Rental Housing Preservation	17608	Wayne at Franklin								
				5676667	1	Completed	4/9/2014	M13MC250200	EN	\$208,364.92	\$208,364.92	
				5676667	2	Completed	4/9/2014	M13MC250200	PI	\$132,133.12	\$132,133.12	\$340,498.04

U.S. Department of Housing and Urban Development  
Office of Community Planning and Development  
Integrated Disbursement and Information System  
Drawdown Report by Project and Activity  
BOSTON , MA

DATE: 07-11-14

TIME: 10:56

PAGE: 1

REPORT FOR PROGRAM : ALL  
PGM YR : ALL  
PROJECT : ALL  
ACTIVITY : ALL

Funding Agency: MASSACHUSETTS

Program Year/ Project		IDIS Act ID	Activity Name	Prior Year	Voucher Number	Line Item	Voucher Status	LOCCS Send Date	Grant Number	Fund Type	Drawn Amount		
					5707254	1	Completed	7/9/2014	M13MC250200	EN	\$250,000.00		
											<b>Activity Total</b>		
											<b>\$590,498.04</b>		
											<b>Project Total</b>		
											<b>3,276,623.04</b>		
2012	6	Rental Housing Production	17414 Dudley Greenville		5643823	1	Completed	1/7/2014	M11MC250200	EN	\$5,000.00	\$5,000.00	
					5700011	1	Completed	6/18/2014	M09MC250200	EN	\$172,548.76	\$172,548.76	
					5700011	2	Completed	6/18/2014	M13MC250200	EN	\$772,451.24	\$772,451.24	\$950,000.00
											<b>Activity Total</b>		
											<b>\$950,000.00</b>		
2012	6	Rental Housing Production	17609 Parcel 24		5654430	1	Completed	2/6/2014	M12MC250200	EN	\$488,095.42	\$488,095.42	
					5654430	2	Completed	2/6/2014	M13MC250200	PI	\$102,941.08	\$102,941.08	
					5654432	1	Completed	2/6/2014	M12MC250200	EN	\$500,796.99	\$500,796.99	
					5664223	1	Completed	3/5/2014	M12MC250200	EN	\$86,818.51	\$86,818.51	
					5664223	2	Completed	3/5/2014	M13MC250200	EN	\$113,348.00	\$113,348.00	\$1,292,000.00
											<b>Activity Total</b>		
											<b>\$1,292,000.00</b>		
											<b>Project Total</b>		
											<b>2,242,000.00</b>		
											\$5,424,965.78		
											\$5,424,965.78		

State	Participating Jurisdiction/State	% Families in Poverty (≥13.52%)		\$PCI (<\$20,780)	% Income Growth (<1.04%)	Match Reductions	
						Fiscal Distress	Presidential Disaster
MA	Barnstable County Consortium	5.6%		\$36,000			
MA	Boston	16.0%	Y	\$33,158		50%	
MA	Brockton	12.7%		\$22,312			
MA	Cambridge	10.1%		\$46,242			
MA	Fall River	18.5%	Y	\$21,118		50%	
MA	Fitchburg Consortium	10.6%		\$26,269			
MA	Holyoke Consortium	13.5%		\$23,601			
MA	Lawrence	26.9%	Y	\$17,068	Y	100%	
MA	Lowell	15.5%	Y	\$23,600		50%	
MA	Lynn	15.4%	Y	\$22,190		50%	
MA	Malden Consortium	9.3%		\$31,187			
MA	Massachusetts	7.6%		\$35,051	1.3%		
MA	New Bedford	18.7%	Y	\$21,558		50%	
MA	Newton Consortium	4.2%		\$52,178			
MA	Peabody Consortium	4.7%		\$39,320			
MA	Quincy Consortium	5.9%		\$35,677			
MA	Somerville	9.2%		\$32,785			
MA	Springfield	21.8%	Y	\$18,483	Y	100%	
MA	Taunton Consortium	4.6%		\$31,628			
MA	Worcester	15.4%	Y	\$24,544		50%	



EXECUTIVE  
OFFICE OF  
COMMUNITIES &  
DEVELOPMENT



William F. Weld, Governor  
Argeo Paul Cellucci, Lt. Governor  
Mary L. Padula, Cabinet Secretary

April 10, 1996

Francis Adams  
Public Facilities Department - 11th floor  
26 Court Street  
Boston, MA 02108

**RE: Confirmation of Massachusetts Rental Voucher Program (MRVP) Match  
for the City of Boston**

Dear Mr. Adams:

As you know, Secretary Padula has indicated her willingness to allow HOME participating jurisdictions to count certain Massachusetts Rental Voucher Program (MRVP) expenditures towards the HOME match requirements set forth by federal regulations. EOCD will determine the amount of MRVP match for each HOME jurisdiction on an annual basis, based on information submitted by the jurisdiction.


We now have received and evaluated the information you submitted on behalf of the City of Boston, a HOME participating jurisdiction. According to your submission, the City of Boston first incurred match liability for HOME funds in FY93. Between FY93 and the end of FY95, your submission indicates that \$27,797,808 in MRVP funds, as expended by the Boston Housing Authority, met the HOME match requirements for income levels, rental rates, etc.

EOCD fiscal staff have reviewed the information contained in your submission and EOCD records indicate that \$27,375,984 in MRVP funds were expended during the FY93-FY95 time period in accordance with HOME match requirements.

A copy of this letter will be forwarded to the U.S. Dept. of HUD Boston Area Office which will serve as an indication that EOCD authorizes the City of Boston to "count" \$27,375,984 towards its HOME match liability.

If you have any questions, please feel free to call me at (617) 727-7824.

Sincerely,

A handwritten signature in dark ink, appearing to read 'C. Racer', with a long horizontal flourish extending to the right.


Catherine Racer  
Deputy Assistant Secretary

cc: Robert Paquin, U.S. Dept. of HUD

Open PO Listing All Statuses FY2014 Public Service 7-25-2014													Quincy Corr Choice	PR 14
PO No.	PO Date	Status	Vendor	Name	Contract	IDIS #	Prog	Project	Enc Amount	Liquidated Amt	Balance			
0000635233	8/7/2013	D	000000125	Ecumenical Social Action Committee, Inc.	37787	17697	3001	DNDC14001	164,920.00	144,682.04	20,237.96			
0000635275	8/8/2013	D	0000047528	Kit Clark Senior Services, Inc.	37790	17698	3001	DNDC14001	151,531.00	134,761.98	16,769.02			
0000635197	8/6/2013	D	0000005980	Neighborhood of Affordable Housing	37788	17699	3001	DNDC14001	139,560.00	128,846.86	10,713.14			
0000635196	8/6/2013	D	0000007261	United South End Settlements	37789	17700	3001	DNDC14001	181,227.00	167,032.26	14,194.74			
0000638335	10/30/2013	D	0000003321	ABCD, Incorporated	37513	17629	3004	DNDC14001	75,000.00	68,137.66	6,862.34			
0000635617	8/19/2013	D	0000000125	Ecumenical Social Action Committee, Inc.	37518	17630	3004	DNDC14001	75,000.00	56,244.57	18,755.43			
0000636197	8/30/2013	D	0000000699	Nuestra Comunidad Development Corp.	37520	17631	3004	DNDC14001	75,000.00	61,858.25	13,141.75			
0000635691	8/20/2013	D	0000006730	Urban Edge Housing Corporation	37517	17632	3004	DNDC14001	75,000.00	68,916.08	6,083.92			
0000635230	8/7/2013	D	0000034508	UniGraphic, Inc.	37229	17637	3004	DNDC14001	4,320.00	4,320.00	0.00			
0000638486	11/4/2013	C	0000041489	Balloon City of Boston, Inc.		17637	3004	DNDC14001	277.00	277.00	0.00			
0000638903	11/15/2013	D	0000043831	Metro Boston LLC	37439	17637	3004	DNDC14001	10,000.00	9,504.00	496.00			
0000641348	2/12/2014	C	0000057283	Boston Globe Electronic Publishing		17637	3004	DNDC14001	5,000.00	5,000.00	0.00			
0000642179	3/11/2014	D	0000043831	Metro Boston LLC		17637	3004	DNDC14001	33,960.40	8,586.40	25,374.00			
0000638385	10/30/2013	C	0000001639	Allston Brighton CDC		17637	3004	DNDC14001	500.00	500.00	0.00			
0000638485	11/4/2013	C	0000000294	Citizens Housing and Planning Assn.		17637	3004	DNDC14001	300.00	300.00	0.00			
0000636057	8/28/2013	D	0000031338	Experian Information Solutions Inc d/b/a		17637	3004	DNDC14001	1,000.00	498.66	501.34			
0000637508	10/4/2013	C	0000000115	Peterson Party Center Inc.		17637	3004	DNDC14001	293.60	293.60	0.00			
0000640813	1/30/2014	C	0000055097	Cole Information Services		17637	3004	DNDC14001	469.00	469.00	0.00			
0000645482	6/26/2014	D	0000074859	Greenstein Rosalind		17637	3004	DNDC14001	1,980.00	1,980.00	0.00			
0000634440	7/19/2013	D	0000030987	Cooper Jacqueline d/b/a	32416	17687	3004	DNDC14001	78,000.00	77,650.00	350.00			
0000634610	7/24/2013	D	0000002025	Mass Affordable Housing Alliance		17688	3004	DNDC14001	18,735.00	18,735.00	0.00			
0000636917	9/18/2013	D	0000053983	Codman Square Neighborhood Develop. Corp	38061	17728	3004	DNDC14001	39,999.76	35,802.63	4,197.13			
0000639511	12/5/2013	D	0000000294	Citizens Housing and Planning Assn.		17868	3004	DNDC14001	5,000.00	3,753.00	1,247.00			
0000643235	4/4/2014	D	0000030987	Cooper Jacqueline d/b/a		18030	3004	DNDC14001	24,900.00	24,200.00	700.00			
0000643931	4/28/2014	D	0000006730	Urban Edge Housing Corporation		18054	3004	DNDC14001	4,000.00	2,000.00	2,000.00			
0000643975	4/29/2014	D	0000005980	Neighborhood of Affordable Housing		18055	3004	DNDC14001	2,000.00	2,000.00	0.00			
0000644295	5/14/2014	D	0000019493	Asian Community Dev Corp		18058	3004	DNDC14001	6,000.00	6,000.00	0.00			
0000638737	11/12/2013	D	0000004745	Action for Boston Comm Development	36384	17717	3009	DNDC14001	28,437.96	28,438.16	(0.20)			
0000638731	11/12/2013	D	0000001639	Allston Brighton CDC	36487	17718	3009	DNDC14001	24,519.00	19,382.04	5,136.96			
0000638729	11/12/2013	D	0000047528	Kit Clark Senior Services, Inc.	36382	17719	3009	DNDC14001	20,230.00	13,796.39	6,433.61			
0000638732	11/12/2013	D	0000000699	Nuestra Comunidad Development Corp.	36330	17720	3009	DNDC14001	47,556.00	30,344.37	17,211.63			
0000638736	11/12/2013	D	0000005980	Neighborhood of Affordable Housing	36365	17721	3009	DNDC14001	33,039.00	21,162.30	11,876.70			
0000635701	8/20/2013	D	0000001372	HomeStart, Inc.	35991	17683	3012	DNDC14001	160,000.00	147,922.28	12,077.72			
0000636538	9/11/2013	D	0000054609	The Vocational Advancement Center	38081	17767	3027	DNDC14001	27,000.00	20,356.98	6,643.02			
0000636539	9/11/2013	D	0000001101	CN Elizabeth Stone House, Inc.	38078	17768	3027	DNDC14001	25,000.00	25,000.00	0.00	25,000.00	25,000.00	
0000636771	9/17/2013	D	0000031552	Developmental Evaluation and Adjustment	38113	17774	3027	DNDC14001	35,000.00	31,677.79	3,322.21			
0000637724	10/10/2013	D	0000054764	Boys & Girls Clubs of Dorchester, Inc	38119	17775	3027	DNDC14001	25,000.00	17,994.89	7,005.11			
0000636767	9/17/2013	D	0000005268	Interseminarian-Project Place, Inc.	38114	17776	3027	DNDC14001	35,000.00	31,634.65	3,365.35			
0000640273	1/10/2014	D	0000042912	MAB Community Services, Inc.	38104	17777	3027	DNDC14001	25,000.00	14,623.46	10,376.54			
0000636713	9/16/2013	D	0000006702	CN Uphams Corner Health Centre d/b/a	38106	17778	3027	DNDC14001	25,000.00	24,021.31	978.69	25,000.00	25,000.00	
0000636712	9/16/2013	D	0000006704	Greater Boston Chinese Golden Age Center	38107	17779	3027	DNDC14001	25,000.00	25,000.00	0.00			
0000636800	9/17/2013	D	0000002004	CN The Ctr for the Dev of Teen Empower Prog	38118	17780	3027	DNDC14001	25,000.00	25,000.00	0.00	25,000.00	25,000.00	
0000637721	10/10/2013	D	0000000545	North Suffolk Mental Health Assoc., Inc.	38121	17783	3027	DNDC14001	35,000.00	35,000.00	0.00			
0000636798	9/17/2013	D	0000001345	Asian American Civic Association	38124	17784	3027	DNDC14001	35,000.00	35,000.00	0.00			
0000636799	9/17/2013	D	0000010403	West End House Boy's & Girls Club	38125	17785	3027	DNDC14001	63,461.45	39,478.70	23,982.75			
0000637722	10/10/2013	D	0000002354	Hawthorne Youth & Comm. Center, Inc	38120	17786	3027	DNDC14001	27,000.00	25,461.62	1,538.38			
0000637723	10/10/2013	D	0000011286	Generations Incorporated	38122	17787	3027	DNDC14001	27,000.00	19,400.80	7,599.20			
0000637734	10/10/2013	D	0000003260	South Boston Neighborhood House Inc.	38123	17788	3027	DNDC14001	28,800.00	18,648.37	10,151.63			

Open PO Listing All Statuses FY2014 Public Service 7-25-2014													Quincy Corr	PR 14
PO No.	PO Date	Status	Vendor	Name	Contract	IDIS #	Prog	Project	Enc Amount	Liquidated Amt	Balance	Choice		
0000637737	10/10/2013	D	0000002508	Haitian American Public Health Initiative	38188	17797	3027	DNDC14001	35,000.00	33,621.81	1,378.19			
0000637736	10/10/2013	D	0000066398	Mujeres Unidas Avanzando (MUA)	38187	17798	3027	DNDC14001	25,000.00	21,040.04	3,959.96			
0000637735	10/10/2013	D	0000002015	Hull Lifesaving Museum Inc	38182	17799	3027	DNDC14001	35,000.00	26,672.22	8,327.78			
0000637711	10/10/2013	D	0000005801	Ohrenberger Community School	38183	17800	3027	DNDC14001	27,000.00	20,479.02	6,520.98			
0000638106	10/23/2013	D	0000002105	Artists for Humanity	38346	17802	3027	DNDC14001	25,000.00	18,405.20	6,594.80			
0000638126	10/23/2013	D	0000001742	Notre Dame Education Center	38344	17803	3027	DNDC14001	35,000.00	25,914.86	9,085.14			
0000638091	10/22/2013	D	0000002181	Greater Boston Legal Services Inc	38347	17804	3027	DNDC14001	35,000.00	35,000.00	0.00			
0000638127	10/23/2013	D	0000007106	Mass Alliance of Portuguese Speakers Map	38343	17805	3027	DNDC14001	35,000.00	23,170.15	11,829.85	35,000.00		35,000.00
0000638352	10/30/2013	D	0000001021	Fenway Community Development Corp	38368	17806	3027	DNDC14001	25,000.00	18,750.00	6,250.00			
0000638105	10/23/2013	D	0000000361	Asian Task Force Against Domestic Viol.	38350	17807	3027	DNDC14001	35,000.00	35,000.00	0.00			
0000639030	11/19/2013	D	0000045523	Crittendon Women's Union, Inc.	38519	17810	3027	DNDC14001	34,742.00	30,713.04	4,028.96			
0000637975	10/18/2013	D	0000073101	Veronica B Smith MultiService Senior Cen	38308	17811	3027	DNDC14001	32,400.00	30,047.48	2,352.52			
0000638402	10/31/2013	D	0000013753	Nazzaro Recreation Center, Inc.	38342	17812	3027	DNDC14001	27,000.00	23,021.74	3,978.26			
0000637979	10/18/2013	D	0000001845	Boston Asian Youth Essential Service	38304	17813	3027	DNDC14001	25,000.00	18,568.20	6,431.80			
0000638167	10/24/2013	D	0000001791	International Institute of Boston	38340	17814	3027	DNDC14001	33,120.00	23,818.60	9,301.40			
0000637911	10/16/2013	D	0000001397	Catholic Charitable Bureau of Boston, Inc	38290	17815	3027	DNDC14001	25,000.00	22,920.15	2,079.85			
0000637904	10/16/2013	D	0000001397	Catholic Charitable Bureau of Boston, Inc	38301	17816	3027	DNDC14001	29,280.00	21,991.54	7,288.46			
0000638157	10/23/2013	D	0000000125	Ecumenical Social Action Committee, Inc.	38341	17817	3027	DNDC14001	35,000.00	31,634.56	3,365.44	35,000.00		35,000.00
0000638733	11/12/2013	D	0000003510	Jackson Mann Community School Council In	38422	17818	3027	DNDC14001	35,000.00	33,122.15	1,877.85			
0000639222	11/26/2013	D	0000000447	City Mission Society	38515	17819	3027	DNDC14001	25,000.00	18,749.98	6,250.02	25,000.00		25,000.00
0000637726	10/10/2013	D	0000006006	Zumix, Inc	38199	17820	3027	DNDC14001	25,000.00	22,612.47	2,387.53			
0000637730	10/10/2013	D	0000054368	Congregation Leon De Juda	38196	17821	3027	DNDC14001	25,000.00	18,655.60	6,344.40	25,000.00		25,000.00
0000637731	10/10/2013	D	0000001495	Bay Cove Human Services, Inc.	38197	17822	3027	DNDC14001	26,400.00	18,722.60	7,677.40			
0000637738	10/10/2013	D	0000001397	Catholic Charitable Bureau of Boston, Inc	38280	17823	3027	DNDC14001	25,000.00	18,231.90	6,768.10			
0000637742	10/10/2013	D	0000022202	America Scores New England, Inc	38191	17824	3027	DNDC14001	29,700.00	23,232.49	6,467.51	29,700.00		29,700.00
0000637733	10/10/2013	D	0000003961	Irish International Immigrant Center	38224	17825	3027	DNDC14001	28,800.00	21,597.97	7,202.03			
0000637727	10/10/2013	D	0000001809	Southwest Boston Senior Services Inc dba	38192	17826	3027	DNDC14001	25,000.00	23,076.93	1,923.07			
0000637728	10/10/2013	D	0000007261	United South End Settlements	38193	17827	3027	DNDC14001	35,000.00	27,111.07	7,888.93			
0000637732	10/10/2013	D	0000002164	Casa Myrna Vazquez, Inc.	38190	17828	3027	DNDC14001	35,000.00	21,439.55	13,560.45			
0000637739	10/10/2013	D	0000073281	Foundation for Boston Centers for Youth	38189	17831	3027	DNDC14001	175,000.00	175,000.00	0.00			
0000638268	10/28/2013	D	0000065735	Key Steps Inc.	37485	17834	3027	DNDC14001	35,000.00	35,000.00	0.00			
0000638269	10/28/2013	D	0000007052	VietAid-Vietnamese Initiative	38372	17835	3027	DNDC14001	25,000.00	18,795.85	6,204.15			
0000638218	10/25/2013	D	0000001128	Jewish Vocational Service, Inc.	38369	17836	3027	DNDC14001	50,000.00	44,216.83	5,783.17			
0000638270	10/28/2013	D	0000007105	Partners For Youth with Disabilities	38371	17837	3027	DNDC14001	35,000.00	32,949.47	2,050.53	35,000.00		35,000.00
0000637740	10/10/2013	D	0000008752	Somali Development Center Inc.	38255	17839	3027	DNDC14001	33,480.00	30,690.01	2,789.99			
0000637741	10/10/2013	D	0000002426	Brookview House, Inc.	38223	17840	3027	DNDC14001	25,000.00	23,059.31	1,940.69	25,000.00		25,000.00
0000639011	11/19/2013	D	0000066398	Mujeres Unidas Avanzando (MUA)	38520	17847	3027	DNDC14001	100,000.00	99,999.98	0.02			
0000637976	10/18/2013	D	0000006728	Inquilinos Boricuas En Accion	38305	17848	3027	DNDC14001	25,000.00	19,084.46	5,915.54			
0000638038	10/22/2013	D	0000058982	Youth and Family Enrichment Services	38306	17849	3027	DNDC14001	32,200.00	26,014.64	6,185.36			
0000637983	10/18/2013	D	0000003244	East Boston Social Centers Inc	38307	17850	3027	DNDC14001	35,000.00	26,734.95	8,265.05			
0000640387	1/15/2014	D	0000051106	Mattapan Community Center's Inc.	38742	17857	3027	DNDC14001	32,200.00	10,541.48	21,658.52			
0000639024	11/19/2013	D	0000061264	Uphams Corner Community Center	38516	17858	3027	DNDC14001	35,000.00	28,896.28	6,103.72			
0000638845	11/14/2013	D	0000005979	Hyde Square Task Force Inc	38420	17859	3027	DNDC14001	25,000.00	22,596.14	2,403.86			
0000638813	11/13/2013	D	0000002745	LA Alianza Hispana, Inc.	38419	17860	3027	DNDC14001	35,000.00	31,477.61	3,522.39			
0000638791	11/13/2013	D	0000002007	Alliance for Inclusion and Prevention	38590	17861	3027	DNDC14001	26,400.00	23,330.22	3,069.78			
0000639036	11/19/2013	D	0000005779	Boston Chinatown Neighborhood Center	38517	17862	3027	DNDC14001	35,000.00	35,000.00	0.00			
0000639031	11/19/2013	D	0000022564	Mission Hill Community Schools Council I	38518	17863	3027	DNDC14001	27,000.00	21,897.44	5,102.56			
0000639162	11/25/2013	D	0000002403	Allston-Brighton APAC	38542	17919	3027	DNDC14001	25,000.00	19,298.68	5,701.32			
0000639061	11/20/2013	D	0000002560	Community Providers of Adolescent d/b/a	38543	17920	3027	DNDC14001	25,000.00	11,872.50	13,127.50			

Open PO Listing All Statuses FY2014 Public Service 7-25-2014												Qunicy Corr Choice	PR 14
PO No.	PO Date	Status	Vendor	Name	Contract	IDIS #	Prog	Project	Enc Amount	Liquidated Amt	Balance		
0000639167	11/25/2013	D	0000004745	Action for Boston Comm Development	38544	17921	3027	DNDC14001	75,000.00	49,142.40	25,857.60		
0000642210	3/11/2014	D	0000003510	Jackson Mann Community School Council In	38886	18018	3027	DNDC14001	22,000.00	16,360.73	5,639.27		
0000642899	3/28/2014	D	0000075134	SMCWC- Crossroads Housing Inc.	38971	18021	3027	DNDC14001	25,000.00	22,572.41	2,427.59		
Sub-Total Public Service									3,777,738.17	3,213,545.81	564,192.36	284,700.00	284,700.00
Homebuyer Tech Assist - Personnel									273,203.38				
Housing Counseling - Personnel									243,854.00				
Fair Housing Comm (Public Service)									358,571.00				
Sub Total Public Service									4,653,366.55				
less: Qunicy Corridor Choice									284,700.00				
Total Public Service Obligations									4,368,666.55				



U.S. Department of Housing and Urban Development  
Office of Community Planning and Development  
Integrated Disbursement and Information System  
CDBG CDFI and NRSA Activities  
BOSTON

TIME: 10:39

IDIS - PR14

Pgm Year	Proj ID	IDIS Act ID	Activity Name	Status	Target Area Name	Area Type	Matrix Code	Ntl Obj	CDBG Funded Amount	CDBG Drawn Amount
2013	27	17768	Elizabeth Stone	Open	Quincy Corridor Choice	Strategy area	05	LMC	\$25,000.00	\$25,000.00
		17778	Upham's Corner	Open	Quincy Corridor Choice	Strategy area	05	LMC	\$25,000.00	\$25,000.00
		17780	Center for the	Open	Quincy Corridor Choice	Strategy area	05	LMC	\$25,000.00	\$25,000.00
		17805	Massachusetts	Open	Quincy Corridor Choice	Strategy area	05	LMC	\$35,000.00	\$35,000.00
		17817	Ecumenical	Open	Quincy Corridor Choice	Strategy area	05H	LMC	\$35,000.00	\$35,000.00
		17819	City Mission	Open	Quincy Corridor Choice	Strategy area	05	LMC	\$25,000.00	\$25,000.00
		17821	Congregacion	Open	Quincy Corridor Choice	Strategy area	05	LMC	\$25,000.00	\$25,000.00
		17824	America	Open	Quincy Corridor Choice	Strategy area	05L	LMC	\$29,700.00	\$23,232.49
		17837	Partners for	Open	Quincy Corridor Choice	Strategy area	05B	LMC	\$35,000.00	\$35,000.00
		17840	Brookview	Open	Quincy Corridor Choice	Strategy area	05	LMC	\$25,000.00	\$23,059.31
		<b>Total by Area</b>				Strategy area	<b>Total by Area</b>		<b>\$284,700.00</b>	<b>\$276,291.80</b>
		<b>Total by Year</b>							<b>\$284,700.00</b>	<b>\$276,291.80</b>
2012	27	17343	Bay Cove	Completed	EMPOWERMENT ZONE	Strategy area	05B	LMC	\$26,400.00	\$26,400.00
		17348	Hawthorne	Completed	EMPOWERMENT ZONE	Strategy area	05D	LMC	\$27,000.00	\$27,000.00
		17349	Crittenton	Completed	EMPOWERMENT ZONE	Strategy area	05H	LMC	\$34,742.00	\$34,742.00
		17350	American	Completed	EMPOWERMENT ZONE	Strategy area	05D	LMC	\$29,700.00	\$29,700.00
		17352	Generations Inc.	Completed	EMPOWERMENT ZONE	Strategy area	05L	LMC	\$27,000.00	\$27,000.00
		17354	Mujeres Unidas	Completed	EMPOWERMENT ZONE	Strategy area	05L	LMC	\$25,000.00	\$25,000.00
		17355	Brookview	Completed	EMPOWERMENT ZONE	Strategy area	05D	LMC	\$25,000.00	\$25,000.00
		17359	MAB Community	Completed	EMPOWERMENT ZONE	Strategy area	05A	LMC	\$25,000.00	\$25,000.00
		17360	Asian Task	Completed	EMPOWERMENT ZONE	Strategy area	05	LMC	\$35,000.00	\$35,000.00
		17362	Greater Boston	Completed	EMPOWERMENT ZONE	Strategy area	05	LMC	\$35,000.00	\$35,000.00
		17363	International	Completed	EMPOWERMENT ZONE	Strategy area	05	LMC	\$33,120.00	\$33,120.00
		17364	278 Bowdoin	Completed	EMPOWERMENT ZONE	Strategy area	05D	LMC	\$25,000.00	\$25,000.00
		17365	City Mission	Completed	EMPOWERMENT ZONE	Strategy area	05	LMC	\$25,000.00	\$25,000.00
		17366	Irish	Completed	EMPOWERMENT ZONE	Strategy area	05	LMC	\$28,800.00	\$28,800.00
		17368	Partners for	Completed	EMPOWERMENT ZONE	Strategy area	05	LMC	\$35,000.00	\$35,000.00
		17372	Notre Dame	Completed	EMPOWERMENT ZONE	Strategy area	05	LMC	\$35,000.00	\$35,000.00
		17373	Catholic	Completed	EMPOWERMENT ZONE	Strategy area	05D	LMC	\$29,280.00	\$29,280.00
		17380	Developmental	Completed	EMPOWERMENT ZONE	Strategy area	05B	LMC	\$35,000.00	\$35,000.00
		17383	Interseminarian -	Completed	EMPOWERMENT ZONE	Strategy area	05	LMC	\$35,000.00	\$35,000.00
		17384	KeyStep, Inc.	Completed	EMPOWERMENT ZONE	Strategy area	05D	LMC	\$35,000.00	\$35,000.00
		17385	United South	Completed	EMPOWERMENT ZONE	Strategy area	05L	LMC	\$35,000.00	\$35,000.00
		17386	Elizabeth Stone	Completed	EMPOWERMENT ZONE	Strategy area	05	LMC	\$25,000.00	\$25,000.00
		17390	Youth and	Completed	EMPOWERMENT ZONE	Strategy area	05D	LMC	\$27,000.00	\$27,000.00
		17405	Mujeres Unidas	Completed	EMPOWERMENT ZONE	Strategy area	05	LMC	\$100,000.00	\$100,000.00
		17406	Haitian American	Completed	EMPOWERMENT ZONE	Strategy area	05D	LMC	\$35,000.00	\$35,000.00





U.S. Department of Housing and Urban Development  
Office of Community Planning and Development  
Integrated Disbursement and Information System  
CDBG CDFI and NRSA Activities  
BOSTON

DATE: 06/23/11  
TIME: 10:39

IDIS - PR14

Pgm Year	Proj ID	IDIS Act ID	Activity Name	Status	Target Area Name	Area Type	Matrix Code	Ntl Obj	CDBG Funded Amount	CDBG Drawn Amount
		17408	Asian American	Completed	EMPOWERMENT ZONE	Strategy area	05H	LMC	\$35,000.00	\$35,000.00
		17410	Center for the	Completed	EMPOWERMENT ZONE	Strategy area	05	LMC	\$25,000.00	\$25,000.00
		17433	Ecumenical	Completed	EMPOWERMENT ZONE	Strategy area	05H	LMC	\$35,000.00	\$35,000.00
		17446	Action for	Completed	EMPOWERMENT ZONE	Strategy area	05	LMC	\$75,000.00	\$75,000.00
		Total by Area				Strategy area	Total by Area		\$998,042.00	\$998,042.00
		Total by Year							\$998,042.00	\$998,042.00
2011	14	16623	Leyland Street	Completed	Quincy Corridor Choice	Strategy area	03F	LMA	\$217,458.00	\$217,458.00
	27	16829	City Mission	Completed	EMPOWERMENT ZONE	Strategy area	05	LMC	\$20,000.00	\$20,000.00
		16833	Asian Task	Completed	EMPOWERMENT ZONE	Strategy area	05N	LMC	\$34,800.00	\$34,800.00
		16834	American	Completed	EMPOWERMENT ZONE	Strategy area	05D	LMC	\$24,750.00	\$24,750.00
		16838	United South	Completed	EMPOWERMENT ZONE	Strategy area	05L	LMC	\$36,000.00	\$36,000.00
		16839	Jewish	Completed	EMPOWERMENT ZONE	Strategy area	05H	LMC	\$34,800.00	\$34,800.00
		16840	Greater Boston	Completed	EMPOWERMENT ZONE	Strategy area	05	LMC	\$34,799.92	\$34,799.92
		16841	1530 Tremont	Completed	EMPOWERMENT ZONE	Strategy area	05L	LMC	\$20,000.00	\$20,000.00
		16842	Greater Boston	Completed	EMPOWERMENT ZONE	Strategy area	05	LMC	\$20,000.00	\$20,000.00
		16844	Crittenton	Completed	EMPOWERMENT ZONE	Strategy area	05H	LMC	\$26,734.71	\$26,734.71
		16845	Hull Lifesaving	Completed	EMPOWERMENT ZONE	Strategy area	05D	LMC	\$31,050.00	\$31,050.00
		16847	international	Completed	EMPOWERMENT ZONE	Strategy area	05	LMC	\$27,600.00	\$27,600.00
		16848	Castle Square	Completed	EMPOWERMENT ZONE	Strategy area	05D	LMC	\$20,000.00	\$20,000.00
		16857	Dimock	Completed	EMPOWERMENT ZONE	Strategy area	05	LMC	\$50,000.00	\$50,000.00
		16858	United South	Completed	EMPOWERMENT ZONE	Strategy area	05	LMC	\$50,000.00	\$50,000.00
		16860	Center for the	Completed	EMPOWERMENT ZONE	Strategy area	05H	LMC	\$16,153.84	\$16,153.84
		16862	Nortre Dame	Completed	EMPOWERMENT ZONE	Strategy area	05	LMC	\$37,199.80	\$37,199.80
		16863	Travlers Aid	Completed	EMPOWERMENT ZONE	Strategy area	05	LMC	\$20,000.00	\$20,000.00
		16867	Haitian American	Completed	EMPOWERMENT ZONE	Strategy area	05D	LMC	\$31,050.00	\$31,050.00
		16869	Morgan	Completed	EMPOWERMENT ZONE	Strategy area	05	LMC	\$29,052.69	\$29,052.69
		16871	Partners for	Completed	EMPOWERMENT ZONE	Strategy area	05H	LMC	\$34,858.09	\$34,858.09
		16872	Jamaica Plain	Completed	EMPOWERMENT ZONE	Strategy area	05H	LMC	\$32,000.00	\$32,000.00
		16880	Asian Amercian	Completed	EMPOWERMENT ZONE	Strategy area	05H	LMC	\$28,172.08	\$28,172.08
		16883	Interseminarian	Completed	EMPOWERMENT ZONE	Strategy area	05	LMC	\$36,000.00	\$36,000.00
		16887	Dorchester Bay	Completed	EMPOWERMENT ZONE	Strategy area	05H	LMC	\$20,000.00	\$20,000.00
		16892	Generations	Completed	EMPOWERMENT ZONE	Strategy area	05L	LMC	\$22,500.00	\$22,500.00
		16893	Boston Rescue	Completed	EMPOWERMENT ZONE	Strategy area	05	LMC	\$18,294.41	\$18,294.41
		16896	Irish International	Completed	EMPOWERMENT ZONE	Strategy area	05	LMC	\$24,000.00	\$24,000.00
		16900	HopeFound, Inc.	Completed	EMPOWERMENT ZONE	Strategy area	05H	LMC	\$30,179.86	\$30,179.86
		16901	Nortre Dame	Completed	EMPOWERMENT ZONE	Strategy area	05	LMC	\$11,413.90	\$11,413.90
		16902	Urban League of	Completed	EMPOWERMENT ZONE	Strategy area	05H	LMC	\$20,000.00	\$20,000.00



U.S. Department of Housing and Urban Development  
Office of Community Planning and Development  
Integrated Disbursement and Information System  
CDBG CDFI and NRSA Activities  
BOSTON

TIME: 10:39

IDIS - PR14

Pgm Year	Proj ID	IDIS Act ID	Activity Name	Status	Target Area Name	Area Type	Matrix Code	Ntl Obj	CDBG Funded Amount	CDBG Drawn Amount
2010		16904	Brookview	Completed	EMPOWERMENT ZONE	Strategy area	05D	LMC	\$20,000.00	\$20,000.00
		16905	Development	Completed	EMPOWERMENT ZONE	Strategy area	05B	LMC	\$36,000.00	\$36,000.00
		16906	Elizabeth Stone	Completed	EMPOWERMENT ZONE	Strategy area	05H	LMC	\$20,000.00	\$20,000.00
		16907	Youth and	Completed	EMPOWERMENT ZONE	Strategy area	05D	LMC	\$22,500.00	\$22,500.00
		16908	Mujeres Unidas	Completed	EMPOWERMENT ZONE	Strategy area	05H	LMC	\$20,000.00	\$20,000.00
		16911	College Bound	Completed	EMPOWERMENT ZONE	Strategy area	05L	LMC	\$21,494.13	\$21,494.13
		16912	Hawthorne	Completed	EMPOWERMENT ZONE	Strategy area	05H	LMC	\$22,500.00	\$22,500.00
		16916	Catholic	Completed	EMPOWERMENT ZONE	Strategy area	05D	LMC	\$18,461.54	\$18,461.54
		16917	Catholic	Completed	EMPOWERMENT ZONE	Strategy area	05D	LMC	\$24,400.00	\$24,400.00
		16918	Catholic	Completed	EMPOWERMENT ZONE	Strategy area	05	LMC	\$20,000.00	\$20,000.00
		16919	Ecumenical	Completed	EMPOWERMENT ZONE	Strategy area	05	LMC	\$31,050.00	\$31,050.00
		16921	Bay Cove	Completed	EMPOWERMENT ZONE	Strategy area	05	LMC	\$22,000.00	\$22,000.00
		16926	MAB Community	Completed	EMPOWERMENT ZONE	Strategy area	05B	LMC	\$20,000.00	\$20,000.00
		16933	The B.E.L.L.	Completed	EMPOWERMENT ZONE	Strategy area	05L	LMC	\$19,999.99	\$19,999.99
		16970	African	Completed	EMPOWERMENT ZONE	Strategy area	05D	LMC	\$22,500.00	\$22,500.00
		17068	Action for	Completed	EMPOWERMENT ZONE	Strategy area	05	LMC	\$50,000.00	\$50,000.00
		Total by Area							\$1,449,772.96	\$1,449,772.96
		Total by Year							\$1,449,772.96	\$1,449,772.96
	16	15985	Eustis Street	Completed	EMPOWERMENT ZONE	Strategy area	14E	LMA	\$25,000.00	\$25,000.00
	27	16103	Dimock	Completed	EMPOWERMENT ZONE	Strategy area	05	LMC	\$50,000.00	\$50,000.00
		16106	United South	Completed	EMPOWERMENT ZONE	Strategy area	05	LMC	\$49,811.15	\$49,811.15
		16133	ABCD 178	Completed	EMPOWERMENT ZONE	Strategy area	05	LMC	\$50,000.00	\$50,000.00
		16151	Nortre Dame	Completed	EMPOWERMENT ZONE	Strategy area	05	LMC	\$50,000.00	\$50,000.00
		16152	City Mission	Completed	EMPOWERMENT ZONE	Strategy area	05	LMC	\$25,000.00	\$25,000.00
		16153	International	Completed	EMPOWERMENT ZONE	Strategy area	05	LMC	\$34,500.00	\$34,500.00
		16155	Hope Found,	Completed	EMPOWERMENT ZONE	Strategy area	05H	LMC	\$25,000.00	\$25,000.00
		16158	Hawthorne	Completed	EMPOWERMENT ZONE	Strategy area	05D	LMC	\$25,000.00	\$25,000.00
		16162	Developmental	Completed	EMPOWERMENT ZONE	Strategy area	05B	LMC	\$39,999.95	\$39,999.95
		16169	Asian Task	Completed	EMPOWERMENT ZONE	Strategy area	05G	LMC	\$43,500.00	\$43,500.00
		16170	Bay Cove	Completed	EMPOWERMENT ZONE	Strategy area	05	LMC	\$27,500.00	\$27,500.00
		16171	Interseminarian	Completed	EMPOWERMENT ZONE	Strategy area	05H	LMC	\$45,000.00	\$45,000.00
		16172	Jewish	Completed	EMPOWERMENT ZONE	Strategy area	05W	LMC	\$43,500.00	\$43,500.00
		16173	Generations	Completed	EMPOWERMENT ZONE	Strategy area	05L	LMC	\$25,000.00	\$25,000.00
		16174	Comprehensive	Completed	EMPOWERMENT ZONE	Strategy area	05	LMC	\$45,000.00	\$45,000.00
		16175	Crittenon	Completed	EMPOWERMENT ZONE	Strategy area	05H	LMC	\$36,190.00	\$36,190.00
		16177	African	Completed	EMPOWERMENT ZONE	Strategy area	05D	LMC	\$25,000.00	\$25,000.00
		16179	Morgan	Completed	EMPOWERMENT ZONE	Strategy area	05H	LMC	\$40,000.00	\$40,000.00



U.S. Department of Housing and Urban Development  
Office of Community Planning and Development  
Integrated Disbursement and Information System  
CDBG CDFI and NRSA Activities  
BOSTON

DATE: 06-27-17  
TIME: 10:39

IDIS - PR14

Pgm Year	Proj ID	IDIS Act ID	Activity Name	Status	Target Area Name	Area Type	Matrix Code	Ntl Obj	CDBG Funded Amount	CDBG Drawn Amount
		16180	United South	Completed	EMPOWERMENT ZONE	Strategy area	05L	LMC	\$45,000.00	\$45,000.00
		16181	Sociedad Latina	Completed	EMPOWERMENT ZONE	Strategy area	05L	LMC	\$25,000.00	\$25,000.00
		16182	Youth and	Completed	EMPOWERMENT ZONE	Strategy area	05	LMC	\$25,000.00	\$25,000.00
		16183	Travelers Aid	Completed	EMPOWERMENT ZONE	Strategy area	05H	LMC	\$25,000.00	\$25,000.00
		16185	Boston Rescue	Completed	EMPOWERMENT ZONE	Strategy area	05	LMC	\$25,000.00	\$25,000.00
		16188	Dorchester Bay	Completed	EMPOWERMENT ZONE	Strategy area	05H	LMC	\$25,000.00	\$25,000.00
		16190	College Cound	Completed	EMPOWERMENT ZONE	Strategy area	05L	LMC	\$30,000.00	\$30,000.00
		16195	New England	Completed	EMPOWERMENT ZONE	Strategy area	05L	LMC	\$27,499.95	\$27,499.95
		16196	Hispanic Office	Completed	EMPOWERMENT ZONE	Strategy area	05D	LMC	\$18,216.63	\$18,216.63
		16199	Elizabeth Stone	Completed	EMPOWERMENT ZONE	Strategy area	05H	LMC	\$25,000.00	\$25,000.00
		16200	MAB Community	Completed	EMPOWERMENT ZONE	Strategy area	05B	LMC	\$25,000.00	\$25,000.00
		16201	Catholic	Completed	EMPOWERMENT ZONE	Strategy area	05A	LMC	\$25,000.00	\$25,000.00
		16205	Greater Boston	Completed	EMPOWERMENT ZONE	Strategy area	05	LMC	\$43,500.00	\$43,500.00
		16207	Ecumenical	Completed	EMPOWERMENT ZONE	Strategy area	05H	LMC	\$34,500.00	\$34,500.00
		16210	Mujeres Unidas	Completed	EMPOWERMENT ZONE	Strategy area	05L	LMC	\$25,000.00	\$25,000.00
		16214	Partners for	Completed	EMPOWERMENT ZONE	Strategy area	05D	LMC	\$43,500.00	\$43,500.00
		16215	Notre Dame	Completed	EMPOWERMENT ZONE	Strategy area	05	LMC	\$43,500.00	\$43,500.00
		16216	Asian American	Completed	EMPOWERMENT ZONE	Strategy area	05H	LMC	\$40,000.00	\$40,000.00
		16219	Irish Immigration	Completed	EMPOWERMENT ZONE	Strategy area	05	LMC	\$30,000.00	\$30,000.00
		16220	Haitian American	Completed	EMPOWERMENT ZONE	Strategy area	05D	LMC	\$34,500.00	\$34,500.00
		16221	Eldercare	Completed	EMPOWERMENT ZONE	Strategy area	05	LMC	\$25,000.00	\$25,000.00
		16222	Castle Square	Completed	EMPOWERMENT ZONE	Strategy area	05D	LMC	\$25,000.00	\$25,000.00
		16225	Tech Mission,	Completed	EMPOWERMENT ZONE	Strategy area	05D	LMC	\$25,000.00	\$25,000.00
		16226	The BELL	Completed	EMPOWERMENT ZONE	Strategy area	05L	LMC	\$25,000.00	\$25,000.00
		16230	Center for the	Completed	EMPOWERMENT ZONE	Strategy area	05H	LMC	\$25,000.00	\$25,000.00
		16259	Jamaica Plain	Completed	EMPOWERMENT ZONE	Strategy area	05H	LMC	\$40,000.00	\$40,000.00
		16260	Catholic	Completed	EMPOWERMENT ZONE	Strategy area	05D	LMC	\$30,500.00	\$30,500.00
		16263	Brookview	Completed	EMPOWERMENT ZONE	Strategy area	05D	LMC	\$24,999.96	\$24,999.96
		16332	Urban League	Completed	EMPOWERMENT ZONE	Strategy area	05H	LMC	\$25,000.00	\$25,000.00
		16376	Catholic	Completed	EMPOWERMENT ZONE	Strategy area	05D	LMC	\$25,000.00	\$25,000.00
		Total by Area				Strategy area	Total by Area		\$1,590,717.64	\$1,590,717.64
		Total by Year							\$1,590,717.64	\$1,590,717.64
2009	27	15359	Notre Dame	Completed	EMPOWERMENT ZONE	Strategy area	05	LMC	\$43,499.99	\$43,499.99
		15362	MuJeres Unidas	Completed	EMPOWERMENT ZONE	Strategy area	05L	LMC	\$25,000.00	\$25,000.00
		15363	Brookview	Completed	EMPOWERMENT ZONE	Strategy area	05D	LMC	\$25,000.00	\$25,000.00
		15383	Notre Dame	Completed	EMPOWERMENT ZONE	Strategy area	05	LMC	\$50,000.00	\$50,000.00
		15385	Partners for	Completed	EMPOWERMENT ZONE	Strategy area	05D	LMC	\$43,500.00	\$43,500.00



U.S. Department of Housing and Urban Development  
Office of Community Planning and Development  
Integrated Disbursement and Information System  
CDBG CDFI and NRSA Activities  
BOSTON

TIME: 10:39

IDIS - PR14

Pgm Year	Proj ID	IDIS Act ID	Activity Name	Status	Target Area Name	Area Type	Matrix Code	Ntl Obj	CDBG Funded Amount	CDBG Drawn Amount
		15391	Crittenton	Completed	EMPOWERMENT ZONE	Strategy area	05H	LMC	\$36,189.93	\$36,189.93
		15392	Dimock	Completed	EMPOWERMENT ZONE	Strategy area	05	LMC	\$50,000.00	\$50,000.00
		15398	HopeFound, Inc.	Completed	EMPOWERMENT ZONE	Strategy area	05H	LMC	\$25,000.00	\$25,000.00
		15400	Bay Cove	Completed	EMPOWERMENT ZONE	Strategy area	05	LMC	\$27,500.00	\$27,500.00
		15401	United South	Completed	EMPOWERMENT ZONE	Strategy area	05	LMC	\$50,000.00	\$50,000.00
		15403	United South	Completed	EMPOWERMENT ZONE	Strategy area	05L	LMC	\$45,000.00	\$45,000.00
		15404	Catholic	Completed	EMPOWERMENT ZONE	Strategy area	05	LMC	\$24,999.40	\$24,999.40
		15407	Hawthorne	Completed	EMPOWERMENT ZONE	Strategy area	05D	LMC	\$25,000.00	\$25,000.00
		15410	Hispanic Office	Completed	EMPOWERMENT ZONE	Strategy area	05D	LMC	\$25,000.00	\$25,000.00
		15413	Eldercare	Completed	EMPOWERMENT ZONE	Strategy area	05A	LMC	\$25,000.00	\$25,000.00
		15417	Ecumenical	Completed	EMPOWERMENT ZONE	Strategy area	05H	LMC	\$34,500.00	\$34,500.00
		15427	Castle Square	Completed	EMPOWERMENT ZONE	Strategy area	05D	LMC	\$25,000.00	\$25,000.00
		15428	Asian Task	Completed	EMPOWERMENT ZONE	Strategy area	05	LMC	\$43,499.91	\$43,499.91
		15431	Elizabeth Stone	Completed	EMPOWERMENT ZONE	Strategy area	05H	LMC	\$25,000.00	\$25,000.00
		15435	Boston Rescue	Completed	EMPOWERMENT ZONE	Strategy area	05	LMC	\$25,000.00	\$25,000.00
		15436	Travelers Aid	Completed	EMPOWERMENT ZONE	Strategy area	05	LMC	\$25,000.00	\$25,000.00
		15437	Irish Immigration	Completed	EMPOWERMENT ZONE	Strategy area	05	LMC	\$30,000.00	\$30,000.00
		15439	Federated	Completed	EMPOWERMENT ZONE	Strategy area	05L	LMC	\$30,000.00	\$30,000.00
		15440	Jewish	Completed	EMPOWERMENT ZONE	Strategy area	05H	LMC	\$43,500.00	\$43,500.00
		15445	Center for the	Completed	EMPOWERMENT ZONE	Strategy area	05H	LMC	\$25,000.00	\$25,000.00
		15451	Asian American	Completed	EMPOWERMENT ZONE	Strategy area	05H	LMC	\$40,000.00	\$40,000.00
		15453	International	Completed	EMPOWERMENT ZONE	Strategy area	05	LMC	\$34,499.99	\$34,499.99
		15458	City Mission	Completed	EMPOWERMENT ZONE	Strategy area	05	LMC	\$25,000.00	\$25,000.00
		15459	Morgan	Completed	EMPOWERMENT ZONE	Strategy area	05H	LMC	\$39,996.06	\$39,996.06
		15464	Comprehensive	Completed	EMPOWERMENT ZONE	Strategy area	05	LMC	\$45,000.00	\$45,000.00
		15467	Action for	Completed	EMPOWERMENT ZONE	Strategy area	05	LMC	\$50,000.00	\$50,000.00
		15469	Haitian American	Completed	EMPOWERMENT ZONE	Strategy area	05D	LMC	\$34,500.00	\$34,500.00
		15471	Sociedad Latina,	Completed	EMPOWERMENT ZONE	Strategy area	05D	LMC	\$25,000.00	\$25,000.00
		15472	Developmental	Completed	EMPOWERMENT ZONE	Strategy area	05	LMC	\$40,000.00	\$40,000.00
		15474	Greater Boston	Completed	EMPOWERMENT ZONE	Strategy area	05	LMC	\$43,500.00	\$43,500.00
		15475	MAB Community	Completed	EMPOWERMENT ZONE	Strategy area	05A	LMC	\$25,000.00	\$25,000.00
		15526	Urban Leage of	Completed	EMPOWERMENT ZONE	Strategy area	05H	LMC	\$25,000.00	\$25,000.00
		15527	African	Completed	EMPOWERMENT ZONE	Strategy area	05D	LMC	\$25,000.00	\$25,000.00
						Strategy area	Total by Area		\$1,279,685.28	\$1,279,685.28
									\$1,279,685.28	\$1,279,685.28
									\$50,000.00	\$50,000.00
									\$50,000.00	\$50,000.00
2008	27	14680	ABCD ADULT	Completed	EMPOWERMENT ZONE	Strategy area	05	LMC	\$50,000.00	\$50,000.00
		14698	DIMOCK	Completed	EMPOWERMENT ZONE	Strategy area	05	LMC	\$50,000.00	\$50,000.00



U.S. Department of Housing and Urban Development  
Office of Community Planning and Development  
Integrated Disbursement and Information System  
CDBG CDFI and NRSA Activities  
BOSTON

DATE:

10:39

IDIS - PR14

Pgm Year	Proj ID	IDIS Act ID	Activity Name	Status	Target Area Name	Area Type	Matrix Code	Ntl Obj	CDBG Funded Amount	CDBG Drawn Amount
		14699	ASIAN	Completed	EMPOWERMENT ZONE	Strategy area	05	LMC	\$40,000.00	\$40,000.00
		14700	CRITTENTON	Completed	EMPOWERMENT ZONE	Strategy area	05	LMC	\$36,190.00	\$36,190.00
		14738	ELIZABETH	Completed	EMPOWERMENT ZONE	Strategy area	05H	LMC	\$25,000.00	\$25,000.00
		14739	CASTLE	Completed	EMPOWERMENT ZONE	Strategy area	05D	LMC	\$25,000.00	\$25,000.00
		14743	MAB	Completed	EMPOWERMENT ZONE	Strategy area	05B	LMC	\$25,000.00	\$25,000.00
		14755	COMPREHENSIVE	Completed	EMPOWERMENT ZONE	Strategy area	05	LMC	\$45,000.00	\$45,000.00
		14756	FEDERATED	Completed	EMPOWERMENT ZONE	Strategy area	05L	LMC	\$29,999.90	\$29,999.90
		14758	URBAN	Completed	EMPOWERMENT ZONE	Strategy area	05H	LMC	\$27,283.45	\$27,283.45
		14759	JEWISH	Completed	EMPOWERMENT ZONE	Strategy area	05	LMC	\$43,500.00	\$43,500.00
		14761	BOSTON	Completed	EMPOWERMENT ZONE	Strategy area	05	LMC	\$25,000.00	\$25,000.00
		14764	HAWTHORNE	Completed	EMPOWERMENT ZONE	Strategy area	05D	LMC	\$25,000.00	\$25,000.00
		14765	CATHOLIC	Completed	EMPOWERMENT ZONE	Strategy area	05D	LMC	\$30,499.99	\$30,499.99
		14766	PARTNERS	Completed	EMPOWERMENT ZONE	Strategy area	05	LMC	\$43,500.00	\$43,500.00
		14767	INTERNATIONAL	Completed	EMPOWERMENT ZONE	Strategy area	05	LMC	\$34,499.99	\$34,499.99
		14768	BAY COVER	Completed	EMPOWERMENT ZONE	Strategy area	05	LMC	\$27,500.00	\$27,500.00
		14769	NEW ENGLAND	Completed	EMPOWERMENT ZONE	Strategy area	05L	LMC	\$27,500.00	\$27,500.00
		14783	MUJERES	Completed	EMPOWERMENT ZONE	Strategy area	05	LMC	\$25,000.00	\$25,000.00
		14786	TRAVELERS	Completed	EMPOWERMENT ZONE	Strategy area	05	LMC	\$25,000.00	\$25,000.00
		14794	HOPEFOUND	Completed	EMPOWERMENT ZONE	Strategy area	05H	LMC	\$25,000.00	\$25,000.00
		14795	HOME	Completed	EMPOWERMENT ZONE	Strategy area	05	LMC	\$40,000.00	\$40,000.00
		14796	GREATER	Completed	EMPOWERMENT ZONE	Strategy area	05	LMC	\$43,500.00	\$43,500.00
		14798	IRISH	Completed	EMPOWERMENT ZONE	Strategy area	05	LMC	\$30,000.00	\$30,000.00
		14801	ELDERCARE	Completed	EMPOWERMENT ZONE	Strategy area	05	LMC	\$25,000.00	\$25,000.00
		14803	INTERSEMINAR	Completed	EMPOWERMENT ZONE	Strategy area	05	LMC	\$27,500.00	\$27,500.00
		14805	ECUMENICAL	Completed	EMPOWERMENT ZONE	Strategy area	05	LMC	\$34,255.43	\$34,255.43
		14807	CITY MISSION	Completed	EMPOWERMENT ZONE	Strategy area	05	LMC	\$25,000.00	\$25,000.00
		14818	CRISPUS	Completed	EMPOWERMENT ZONE	Strategy area	05	LMC	\$45,000.00	\$45,000.00
		14820	NORTRE DAME	Completed	EMPOWERMENT ZONE	Strategy area	05	LMC	\$45,904.28	\$45,904.28
		14832	UNITED SOUTH	Completed	EMPOWERMENT ZONE	Strategy area	05L	LMC	\$45,000.00	\$45,000.00
		14833	VETERANS	Completed	EMPOWERMENT ZONE	Strategy area	05	LMC	\$45,000.00	\$45,000.00
		14834	ASIAN TASK	Completed	EMPOWERMENT ZONE	Strategy area	05G	LMC	\$43,499.98	\$43,499.98
		14862	HAITIAN	Completed	EMPOWERMENT ZONE	Strategy area	05D	LMC	\$34,500.00	\$34,500.00
		14869	BROOKVIEW	Completed	EMPOWERMENT ZONE	Strategy area	05D	LMC	\$25,000.00	\$25,000.00
		14881	CATHOLIC	Completed	EMPOWERMENT ZONE	Strategy area	05	LMC	\$23,241.68	\$23,241.68
		14882	SOCIEDAD	Completed	EMPOWERMENT ZONE	Strategy area	05D	LMC	\$25,000.00	\$25,000.00
		14883	MORGAN	Completed	EMPOWERMENT ZONE	Strategy area	05H	LMC	\$40,000.00	\$40,000.00
		14885	HISPANIC	Completed	EMPOWERMENT ZONE	Strategy area	05D	LMC	\$25,000.00	\$25,000.00





U.S. Department of Housing and Urban Development  
Office of Community Planning and Development  
Integrated Disbursement and Information System  
CDBG CDFI and NRSA Activities  
BOSTON

DATE: 05/21/11  
TIME: 10:39

IDIS - PR14

Pgm Year	Proj ID	IDIS Act ID	Activity Name	Status	Target Area Name	Area Type	Matrix Code	Ntl Obj	CDBG Funded Amount	CDBG Drawn Amount
2007	27	14886	UNITED SOUTH	Completed	EMPOWERMENT ZONE	Strategy area	05	LMC	\$49,348.22	\$49,348.22
		14899	DEVELOPMENT	Completed	EMPOWERMENT ZONE	Strategy area	05B	LMC	\$46,476.51	\$46,476.51
		14969	INTERNATIONA	Completed	EMPOWERMENT ZONE	Strategy area	05D	LMC	\$31,000.00	\$31,000.00
		Total by Area							\$1,434,699.43	\$1,434,699.43
		Total by Year							\$1,434,699.43	\$1,434,699.43
		13964	SCHOOL	Completed	EMPOWERMENT ZONE	Strategy area	05	LMC	\$50,000.00	\$50,000.00
		13965	FAMILY	Completed	EMPOWERMENT ZONE	Strategy area	05	LMC	\$23,672.25	\$23,672.25
		13966	EMPLOYMENT	Completed	EMPOWERMENT ZONE	Strategy area	05	LMC	\$43,500.00	\$43,500.00
		13967	NEW	Completed	EMPOWERMENT ZONE	Strategy area	05	LMC	\$24,992.98	\$24,992.98
		13968	MUA	Completed	EMPOWERMENT ZONE	Strategy area	05	LMC	\$25,000.00	\$25,000.00
		13970	TENANCY	Completed	EMPOWERMENT ZONE	Strategy area	05	LMC	\$27,500.00	\$27,500.00
		13971	AFTER-	Completed	EMPOWERMENT ZONE	Strategy area	05	LMC	\$30,000.00	\$30,000.00
		14032	NEW ENGLAND	Completed	EMPOWERMENT ZONE	Strategy area	05L	LMC	\$27,500.00	\$27,500.00
		14036	BOSTON	Completed	EMPOWERMENT ZONE	Strategy area	05	LMC	\$39,999.90	\$39,999.90
		14037	CATHOLIC	Completed	EMPOWERMENT ZONE	Strategy area	05	LMC	\$30,488.52	\$30,488.52
		14039	FOCUS ON THE	Completed	EMPOWERMENT ZONE	Strategy area	05	LMC	\$27,276.09	\$27,276.09
		14066	NOTRE DAME	Completed	EMPOWERMENT ZONE	Strategy area	05	LMC	\$50,000.00	\$50,000.00
		14072	MASS	Completed	EMPOWERMENT ZONE	Strategy area	05B	LMC	\$25,000.00	\$25,000.00
		14073	DIMOCK	Completed	EMPOWERMENT ZONE	Strategy area	05	LMC	\$49,756.36	\$49,756.36
		14075	GREATER	Completed	EMPOWERMENT ZONE	Strategy area	05	LMC	\$43,500.00	\$43,500.00
		14076	CRISPUS	Completed	EMPOWERMENT ZONE	Strategy area	05	LMC	\$50,000.00	\$50,000.00
		14078	PARTNERS	Completed	EMPOWERMENT ZONE	Strategy area	05B	LMC	\$43,500.00	\$43,500.00
		14080	MORGAN	Completed	EMPOWERMENT ZONE	Strategy area	05H	LMC	\$39,979.40	\$39,979.40
		14081	ELDERCARE	Completed	EMPOWERMENT ZONE	Strategy area	05A	LMC	\$25,000.00	\$25,000.00
		14083	SOCIEDAD	Completed	EMPOWERMENT ZONE	Strategy area	05	LMC	\$25,000.00	\$25,000.00
		14084	BROOKVIEW	Completed	EMPOWERMENT ZONE	Strategy area	05	LMC	\$25,000.00	\$25,000.00
		14086	INTERNATIONA	Completed	EMPOWERMENT ZONE	Strategy area	05	LMC	\$32,040.55	\$32,040.55
		14121	HAITIAN	Completed	EMPOWERMENT ZONE	Strategy area	05	LMC	\$34,498.78	\$34,498.78
		14123	HISPANIC	Completed	EMPOWERMENT ZONE	Strategy area	05D	LMC	\$24,999.95	\$24,999.95
		14127	DEAF, INC.	Completed	EMPOWERMENT ZONE	Strategy area	05	LMC	\$40,000.00	\$40,000.00
		14128	CASTLE	Completed	EMPOWERMENT ZONE	Strategy area	05D	LMC	\$24,999.47	\$24,999.47
		14129	COMPREHENS	Completed	EMPOWERMENT ZONE	Strategy area	05D	LMC	\$48,000.00	\$48,000.00
		14133	IRISH	Completed	EMPOWERMENT ZONE	Strategy area	05	LMC	\$30,000.00	\$30,000.00
		14134	ABCD INC.	Completed	EMPOWERMENT ZONE	Strategy area	05	LMC	\$50,000.00	\$50,000.00
		14136	CATHOLIC	Completed	EMPOWERMENT ZONE	Strategy area	05A	LMC	\$21,688.41	\$21,688.41
		14137	ECUMENICAL	Completed	EMPOWERMENT ZONE	Strategy area	05H	LMC	\$33,876.17	\$33,876.17
		14145	HAWTHORNE	Completed	EMPOWERMENT ZONE	Strategy area	05L	LMC	\$25,000.00	\$25,000.00





U.S. Department of Housing and Urban Development  
Office of Community Planning and Development  
Integrated Disbursement and Information System  
CDBG CDFI and NRSA Activities  
BOSTON

DATE: 03/23/11  
TIME: 10:39

IDIS - PR14

Pgm Year	Proj ID	IDIS Act ID	Activity Name	Status	Target Area Name	Area Type	Matrix Code	Ntl Obj	CDBG Funded Amount	CDBG Drawn Amount
2006	27	14147	URBAN	Completed	EMPOWERMENT ZONE	Strategy area	05H	LMC	\$25,000.00	\$25,000.00
		14148	BLACK	Completed	EMPOWERMENT ZONE	Strategy area	05L	LMC	\$25,000.00	\$25,000.00
		14163	VETERANS	Completed	EMPOWERMENT ZONE	Strategy area	05	LMC	\$44,458.37	\$44,458.37
		14227	GENERATIONS	Completed	EMPOWERMENT ZONE	Strategy area	05L	LMC	\$25,000.00	\$25,000.00
		14245	ASIAN TASK	Completed	EMPOWERMENT ZONE	Strategy area	05G	LMC	\$43,500.00	\$43,500.00
		14246	HOME	Completed	EMPOWERMENT ZONE	Strategy area	05A	LMC	\$34,741.86	\$34,741.86
		14411	INTERNATIONA	Completed	EMPOWERMENT ZONE	Strategy area	05D	LMC	\$31,000.00	\$31,000.00
		Total by Area						Total by Area	\$1,320,469.06	\$1,320,469.06
		Total by Year						Total by Year	\$1,320,469.06	\$1,320,469.06
		13334	UNITED SOUTH	Completed	EMPOWERMENT ZONE	Strategy area	05	LMC	\$49,969.93	\$49,969.93
		13364	POSITIVE	Completed	EMPOWERMENT ZONE	Strategy area	05L	LMC	\$25,000.00	\$25,000.00
		13368	TEEN	Completed	EMPOWERMENT ZONE	Strategy area	05	LMC	\$48,000.00	\$48,000.00
		13369	NOTRE DAME	Completed	EMPOWERMENT ZONE	Strategy area	05	LMC	\$50,000.00	\$50,000.00
		13379	DIMOCK	Completed	EMPOWERMENT ZONE	Strategy area	05	LMC	\$49,557.83	\$49,557.83
		13386	CASTLE	Completed	EMPOWERMENT ZONE	Strategy area	05	LMC	\$24,972.48	\$24,972.48
		13406	GED PLUS	Completed	EMPOWERMENT ZONE	Strategy area	05D	LMC	\$34,500.00	\$34,500.00
		13407	COUNSELING;	Completed	EMPOWERMENT ZONE	Strategy area	05	LMC	\$44,078.68	\$44,078.68
		13440	BLACK	Completed	EMPOWERMENT ZONE	Strategy area	05L	LMC	\$25,000.00	\$25,000.00
		13441	HAITIAN	Completed	EMPOWERMENT ZONE	Strategy area	05A	LMC	\$24,272.61	\$24,272.61
		13442	HAITIAN MULTI	Completed	EMPOWERMENT ZONE	Strategy area	05	LMC	\$43,549.46	\$43,549.46
		13495	COLLABORATI	Completed	EMPOWERMENT ZONE	Strategy area	05	LMC	\$43,500.00	\$43,500.00
2005	27	13540	FAMILY	Completed	EMPOWERMENT ZONE	Strategy area	05D	LMC	\$30,500.00	\$30,500.00
		13564	SCHOOL	Completed	EMPOWERMENT ZONE	Strategy area	05	LMC	\$49,999.95	\$49,999.95
		13587	BLACKSTONE	Completed	EMPOWERMENT ZONE	Strategy area	05L	LMC	\$21,399.70	\$21,399.70
		13620	CAREER	Completed	EMPOWERMENT ZONE	Strategy area	05	LMC	\$40,000.00	\$40,000.00
		13656	BOSTON	Completed	EMPOWERMENT ZONE	Strategy area	05	LMC	\$40,000.00	\$40,000.00
		13708	YOUTH	Completed	EMPOWERMENT ZONE	Strategy area	05D	LMC	\$25,000.00	\$25,000.00
		13735	ALIANCIOANOS	Completed	EMPOWERMENT ZONE	Strategy area	05A	LMC	\$43,999.99	\$43,999.99
		13736	MISSION	Completed	EMPOWERMENT ZONE	Strategy area	05L	LMC	\$25,000.00	\$25,000.00
		13737	IMMIGRANT	Completed	EMPOWERMENT ZONE	Strategy area	05	LMC	\$40,000.00	\$40,000.00
		13771	BOWDOIN	Completed	EMPOWERMENT ZONE	Strategy area	05L	LMC	\$24,972.26	\$24,972.26
2005	27	13940	URBAN	Completed	EMPOWERMENT ZONE	Strategy area	05	LMC	\$25,000.00	\$25,000.00
		Total by Area						Total by Area	\$828,272.89	\$828,272.89
		Total by Year						Total by Year	\$828,272.89	\$828,272.89
2005	27	12674	COMPREHENS	Completed	EMPOWERMENT ZONE	Strategy area	05D	LMC	\$48,000.00	\$48,000.00
		12677	EMMANUEL	Completed	EMPOWERMENT ZONE	Strategy area	05	LMC	\$21,000.00	\$21,000.00
		12692	BROOKVIEW	Completed	EMPOWERMENT ZONE	Strategy area	05D	LMC	\$20,999.99	\$20,999.99



U.S. Department of Housing and Urban Development  
Office of Community Planning and Development  
Integrated Disbursement and Information System  
CDBG CDFI and NRSA Activities  
BOSTON

DATE: 06/23/11  
TIME: 10:39

IDIS - PR14

Pgm Year	Proj ID	IDIS Act ID	Activity Name	Status	Target Area Name	Area Type	Matrix Code	Ntl Obj	CDBG Funded Amount	CDBG Drawn Amount
		12739	VETERANS	Completed	EMPOWERMENT ZONE	Strategy area	05	LMC	\$48,000.00	\$48,000.00
		12752	GENERATIONS	Completed	EMPOWERMENT ZONE	Strategy area	05L	LMC	\$21,500.00	\$21,500.00
		12754	BLACK	Completed	EMPOWERMENT ZONE	Strategy area	05L	LMC	\$19,580.75	\$19,580.75
		12755	ASIAN	Completed	EMPOWERMENT ZONE	Strategy area	05	LMC	\$43,500.00	\$43,500.00
		12759	NOTRE DAME	Completed	EMPOWERMENT ZONE	Strategy area	05	LMC	\$50,000.00	\$50,000.00
		12790	ECUMENICAL	Completed	EMPOWERMENT ZONE	Strategy area	05D	LMC	\$33,685.47	\$33,685.47
		12791	NICE DAY	Completed	EMPOWERMENT ZONE	Strategy area	05L	LMC	\$53,229.09	\$53,229.09
		12793	NOTRE DAME	Completed	EMPOWERMENT ZONE	Strategy area	05	LMC	\$43,500.00	\$43,500.00
		12795	CATHOLIC	Completed	EMPOWERMENT ZONE	Strategy area	05	LMC	\$32,499.69	\$32,499.69
		12798	HAWTHORNE	Completed	EMPOWERMENT ZONE	Strategy area	05L	LMC	\$20,000.00	\$20,000.00
		12836	DIMOCK	Completed	EMPOWERMENT ZONE	Strategy area	05	LMC	\$48,330.07	\$48,330.07
		12837	ST PETER'S	Completed	EMPOWERMENT ZONE	Strategy area	05L	LMC	\$20,952.40	\$20,952.40
		12841	LA ALIANZA	Completed	EMPOWERMENT ZONE	Strategy area	05A	LMC	\$25,460.50	\$25,460.50
		12851	AID TO	Completed	EMPOWERMENT ZONE	Strategy area	05	LMC	\$38,419.98	\$38,419.98
		12853	ROXBURY	Completed	EMPOWERMENT ZONE	Strategy area	05D	LMC	\$18,590.00	\$18,590.00
		12909	CATHLIC	Completed	EMPOWERMENT ZONE	Strategy area	05A	LMC	\$34,500.00	\$34,500.00
		12912	SOCIEDAD	Completed	EMPOWERMENT ZONE	Strategy area	05D	LMC	\$20,999.99	\$20,999.99
		12916	CATHOLIC	Completed	EMPOWERMENT ZONE	Strategy area	05D	LMC	\$30,500.00	\$30,500.00
		12964	MORGAN	Completed	EMPOWERMENT ZONE	Strategy area	05	LMC	\$37,743.99	\$37,743.99
		12974	BOYS AND	Completed	EMPOWERMENT ZONE	Strategy area	05L	LMC	\$26,000.00	\$26,000.00
		12979	S.M.I.L.E PRE-	Completed	EMPOWERMENT ZONE	Strategy area	05L	LMC	\$28,980.86	\$28,980.86
		12996	ELIOT CHURCH	Completed	EMPOWERMENT ZONE	Strategy area	05L	LMC	\$21,500.00	\$21,500.00
		13021	BLACKSTONE	Completed	EMPOWERMENT ZONE	Strategy area	05L	LMC	\$21,054.94	\$21,054.94
		13022	CONDON	Completed	EMPOWERMENT ZONE	Strategy area	05L	LMC	\$26,686.71	\$26,686.71
		13026	MADISON	Completed	EMPOWERMENT ZONE	Strategy area	05L	LMC	\$32,938.76	\$32,938.76
		13028	MISSION HILL	Completed	EMPOWERMENT ZONE	Strategy area	05L	LMC	\$21,985.48	\$21,985.48
		13031	ROSLINDALE	Completed	EMPOWERMENT ZONE	Strategy area	05L	LMC	\$21,490.95	\$21,490.95
		13087	URBAN	Completed	EMPOWERMENT ZONE	Strategy area	05H	LMC	\$20,000.00	\$20,000.00
		13162	CATHOLIC	Completed	EMPOWERMENT ZONE	Strategy area	05	LMC	\$49,623.58	\$49,623.58
		<b>Total by Area</b>				<b>Strategy area</b>	<b>Total by Area</b>		<b>\$1,001,253.20</b>	<b>\$1,001,253.20</b>
		<b>Total by Year</b>							<b>\$1,001,253.20</b>	<b>\$1,001,253.20</b>
2004	27	11610	LA ALIANZA	Completed	EMPOWERMENT ZONE	Strategy area	05	LMC	\$55,320.44	\$55,320.44
		11753	ACTION FOR	Completed	EMPOWERMENT ZONE	Strategy area	05	LMC	\$58,000.00	\$58,000.00
		11762	HAWTHORNE	Completed	EMPOWERMENT ZONE	Strategy area	05L	LMC	\$19,930.28	\$19,930.28
		11794	COMPREHENSIVE	Completed	EMPOWERMENT ZONE	Strategy area	05D	LMC	\$50,000.00	\$50,000.00
		11816	EMMANUEL	Completed	EMPOWERMENT ZONE	Strategy area	05	LMC	\$21,916.00	\$21,916.00
		11899	ROXBURY	Completed	EMPOWERMENT ZONE	Strategy area	05D	LMC	\$26,799.14	\$26,799.14



U.S. Department of Housing and Urban Development  
Office of Community Planning and Development  
Integrated Disbursement and Information System  
CDBG CDFI and NRSA Activities  
BOSTON

TIME: 10:39

IDIS - PR14

Pgm Year	Proj ID	IDIS Act ID	Activity Name	Status	Target Area Name	Area Type	Matrix Code	Ntl Obj	CDBG Funded Amount	CDBG Drawn Amount
		11901	ASIAN	Completed	EMPOWERMENT ZONE	Strategy area	05L	LMC	\$45,000.00	\$45,000.00
		11914	LA ALIANZA	Completed	EMPOWERMENT ZONE	Strategy area	05A	LMC	\$30,000.00	\$30,000.00
		11919	LA ALIANZA	Completed	EMPOWERMENT ZONE	Strategy area	05L	LMC	\$15,000.00	\$15,000.00
		11927	CATHOLIC	Completed	EMPOWERMENT ZONE	Strategy area	05A	LMC	\$36,000.00	\$36,000.00
		11929	VETERANS	Completed	EMPOWERMENT ZONE	Strategy area	05	LMC	\$49,900.76	\$49,900.76
		11945	MORGAN	Completed	EMPOWERMENT ZONE	Strategy area	05	LMC	\$38,409.98	\$38,409.98
		11946	CATHOLIC	Completed	EMPOWERMENT ZONE	Strategy area	05D	LMC	\$31,500.00	\$31,500.00
		11987	N.I.C.E DAY	Completed	EMPOWERMENT ZONE	Strategy area	05L	LMC	\$56,795.40	\$56,795.40
		11992	BLACK	Completed	EMPOWERMENT ZONE	Strategy area	05L	LMC	\$20,000.00	\$20,000.00
		11998	BROOKVIEW	Completed	EMPOWERMENT ZONE	Strategy area	05D	LMC	\$21,999.97	\$21,999.97
		12067	NOTRE DAME	Completed	EMPOWERMENT ZONE	Strategy area	05	LMC	\$45,000.00	\$45,000.00
		12068	SOCIEDAD	Completed	EMPOWERMENT ZONE	Strategy area	05D	LMC	\$22,000.00	\$22,000.00
		12071	ECUMENICAL	Completed	EMPOWERMENT ZONE	Strategy area	05D	LMC	\$35,981.54	\$35,981.54
		12085	S.M.I.L.E. PRE-	Completed	EMPOWERMENT ZONE	Strategy area	05L	LMC	\$29,732.12	\$29,732.12
		12102	URBAN	Completed	EMPOWERMENT ZONE	Strategy area	05H	LMC	\$20,000.00	\$20,000.00
		12111	BLACKSTONE	Completed	EMPOWERMENT ZONE	Strategy area	05	LMC	\$22,077.91	\$22,077.91
		12112	CONDON	Completed	EMPOWERMENT ZONE	Strategy area	05	LMC	\$30,541.36	\$30,541.36
		12116	MADISON	Completed	EMPOWERMENT ZONE	Strategy area	05D	LMC	\$33,732.25	\$33,732.25
		12117	MISSION HILL	Completed	EMPOWERMENT ZONE	Strategy area	05D	LMC	\$10,627.00	\$10,627.00
		12131	HOME SPACE	Completed	EMPOWERMENT ZONE	Strategy area	05	LMC	\$40,512.40	\$40,512.40
		12136	SAINT PETERS	Completed	EMPOWERMENT ZONE	Strategy area	05L	LMC	\$21,646.09	\$21,646.09
		12142	ELIOT	Completed	EMPOWERMENT ZONE	Strategy area	05L	LMC	\$22,500.00	\$22,500.00
		12186	SOUTH	Completed	EMPOWERMENT ZONE	Strategy area	05L	LMC	\$27,000.00	\$27,000.00
							Strategy area	Total by Area	\$937,922.64	\$937,922.64
									\$937,922.64	\$937,922.64
									\$23,750.00	\$23,750.00
									\$52,250.00	\$52,250.00
									\$17,893.11	\$17,893.11
									\$60,000.00	\$60,000.00
									\$32,160.32	\$32,160.32
									\$37,999.99	\$37,999.99
									\$21,150.00	\$21,150.00
									\$50,873.45	\$50,873.45
									\$26,291.10	\$26,291.10
									\$43,472.81	\$43,472.81
									\$28,690.00	\$28,690.00
									\$55,168.01	\$55,168.01
2003	27	10635	YOUTH/SUMME	Completed	EMPOWERMENT ZONE	Strategy area	05L	LMC		
		10662	YOUTH /	Completed	EMPOWERMENT ZONE	Strategy area	05D	LMC		
		10687	YOUT/AFTERS	Completed	EMPOWERMENT ZONE	Strategy area	05L	LMC		
		10691	YOUTH - DAY	Completed	EMPOWERMENT ZONE	Strategy area	05L	LMC		
		10695	LA ALIANZA	Completed	EMPOWERMENT ZONE	Strategy area	05A	LMC		
		10738	LABOURE	Completed	EMPOWERMENT ZONE	Strategy area	05A	LMC		
		10740	TIMOTHY	Completed	EMPOWERMENT ZONE	Strategy area	05	LMC		
		10806	VETERAN'S	Completed	EMPOWERMENT ZONE	Strategy area	05	LMC		
		10807	BLACK	Completed	EMPOWERMENT ZONE	Strategy area	05L	LMC		
		10899	MORGAN	Completed	EMPOWERMENT ZONE	Strategy area	05	LMC		
		10917	SOUTH	Completed	EMPOWERMENT ZONE	Strategy area	05D	LMC		
		10932	DIMOCK	Completed	EMPOWERMENT ZONE	Strategy area	05	LMC		



U.S. Department of Housing and Urban Development  
Office of Community Planning and Development  
Integrated Disbursement and Information System  
CDBG CDFI and NRSA Activities  
BOSTON

DATE: 06-29-14  
TIME: 10:39

IDIS - PR14

Pgm Year	Proj ID	IDIS Act ID	Activity Name	Status	Target Area Name	Area Type	Matrix Code	Ntl Obj	CDBG Funded Amount	CDBG Drawn Amount
2001	1	10933	SMILE	Completed	EMPOWERMENT ZONE	Strategy area	05L	LMC	\$26,773.10	\$26,773.10
		10981	ASIAN	Completed	EMPOWERMENT ZONE	Strategy area	05	LMC	\$47,500.00	\$47,500.00
		10991	LA ALIANZA	Completed	EMPOWERMENT ZONE	Strategy area	05	LMC	\$54,504.72	\$54,504.72
		11022	BLACKSTONE	Completed	EMPOWERMENT ZONE	Strategy area	05L	LMC	\$24,699.69	\$24,699.69
		11034	MISSION HILL	Completed	EMPOWERMENT ZONE	Strategy area	05D	LMC	\$9,123.65	\$9,123.65
		11038	MADISON	Completed	EMPOWERMENT ZONE	Strategy area	05L	LMC	\$38,000.00	\$38,000.00
		11043	CONDON	Completed	EMPOWERMENT ZONE	Strategy area	05L	LMC	\$32,695.25	\$32,695.25
		11115	AID TO	Completed	EMPOWERMENT ZONE	Strategy area	05	LMC	\$45,886.25	\$45,886.25
	Total by Area					Strategy area	Total by Area		\$728,881.45	\$728,881.45
	Total by Year								\$728,881.45	\$728,881.45
	1	8911	ECUMENICAL	Completed	EXPANDED ENTERPRISE	Strategy area	14B	LMH	\$120,000.00	\$120,000.00
		8912	KIT CLARK	Completed	EXPANDED ENTERPRISE	Strategy area	14B	LMH	\$102,549.31	\$102,549.31
		8963	24	Completed	EMPOWERMENT ZONE	Strategy area	14B	LMH	\$36,021.00	\$36,021.00
		Total by Area					Strategy area	Total by Area		\$258,570.31
Total by Year								\$258,570.31	\$258,570.31	
2000	1	7428	2 MURRAY	Completed	EMPOWERMENT ZONE	Strategy area	14B	LMH	\$62,468.70	\$62,468.70
		7887	47 ROSSETER	Completed	EMPOWERMENT ZONE	Strategy area	14B	LMH	\$17,900.00	\$17,900.00
	Total by Area					Strategy area	Total by Area		\$80,368.70	\$80,368.70
Total by Year								\$80,368.70	\$80,368.70	
1999	1	6514	21 CHESTNUT	Completed	EMPOWERMENT ZONE	Strategy area	14B	LMH	\$54,182.83	\$54,182.83
		Total by Area					Strategy area	Total by Area		\$54,182.83
	Total by Year								\$54,182.83	\$54,182.83
1998	14	5848	SWIFTY AUTO	Completed	EMPOWERMENT ZONE	Strategy area	18A	LMA	\$590,000.00	\$590,000.00
		Total by Area					Strategy area	Total by Area		\$590,000.00
	Total by Year								\$590,000.00	\$590,000.00
1997	5	4309	FAIRFIELD	Completed	EMPOWERMENT ZONE	Strategy area	18A	SBR	\$325,000.00	\$325,000.00
		Total by Area					Strategy area	Total by Area		\$325,000.00
	Total by Year								\$325,000.00	\$325,000.00
Grand Total by						Strategy area	Grand Total by		\$13,162,538.39	\$13,154,130.19
Grand Total									\$13,162,538.39	\$13,154,130.19

PR01 - HUD Grants and Program Income

	Fund Type	Grantee Name	Grant Number	Metrics	Authorized Amount	Suballocated Amount	Amount Committed to Activities	Net Drawn Amount	YTD Net Draw Amount	Available to Commit	Available to Draw
CDBG	EN	BOSTON	B81MC250002		\$25,774,000.00	\$0.00	\$25,774,000.00	\$25,774,000.00	\$0.00	\$0.00	\$0.00
CDBG	EN	BOSTON	B84MC250002		\$22,649,000.00	\$0.00	\$22,649,000.00	\$22,649,000.00	\$0.00	\$0.00	\$0.00
CDBG	EN	BOSTON	B88MC250002		\$17,547,829.00	\$0.00	\$17,547,829.00	\$17,547,829.00	\$0.00	\$0.00	\$0.00
CDBG	EN	BOSTON	B89MC250002		\$18,254,000.00	\$0.00	\$18,254,000.00	\$18,254,000.00	\$0.00	\$0.00	\$0.00
CDBG	EN	BOSTON	B90MC250002		\$17,243,000.00	\$0.00	\$17,243,000.00	\$17,243,000.00	\$0.00	\$0.00	\$0.00
CDBG	EN	BOSTON	B91MC250002		\$19,193,000.00	\$0.00	\$19,193,000.00	\$19,193,000.00	\$0.00	\$0.00	\$0.00
CDBG	EN	BOSTON	B92MC250002		\$20,198,000.00	\$0.00	\$20,198,000.00	\$20,198,000.00	\$0.00	\$0.00	\$0.00
CDBG	EN	BOSTON	B93MC250002		\$22,536,000.00	\$0.00	\$22,536,000.00	\$22,536,000.00	\$0.00	\$0.00	\$0.00
CDBG	EN	BOSTON	B94MC250002		\$24,829,000.00	\$0.00	\$24,829,000.00	\$24,829,000.00	\$0.00	\$0.00	\$0.00
CDBG	EN	BOSTON	B95MC250002		\$27,200,000.00	\$0.00	\$27,200,000.00	\$27,200,000.00	\$0.00	\$0.00	\$0.00
CDBG	EN	BOSTON	B96MC250002		\$26,404,000.00	\$0.00	\$26,404,000.00	\$26,404,000.00	\$0.00	\$0.00	\$0.00
CDBG	EN	BOSTON	B97MC250002		\$25,966,000.00	\$0.00	\$25,966,000.00	\$25,966,000.00	\$0.00	\$0.00	\$0.00
CDBG	EN	BOSTON	B98MC250002		\$24,737,000.00	\$0.00	\$24,737,000.00	\$24,737,000.00	\$0.00	\$0.00	\$0.00
CDBG	EN	BOSTON	B99MC250002		\$24,887,000.00	\$0.00	\$24,887,000.00	\$24,887,000.00	\$0.00	\$0.00	\$0.00
CDBG	EN	BOSTON	B00MC250002		\$24,817,000.00	\$0.00	\$24,817,000.00	\$24,817,000.00	\$0.00	\$0.00	\$0.00
CDBG	EN	BOSTON	B01MC250002		\$25,639,000.00	\$0.00	\$25,639,000.00	\$25,639,000.00	\$0.00	\$0.00	\$0.00
CDBG	EN	BOSTON	B02MC250002		\$24,914,000.00	\$0.00	\$24,914,000.00	\$24,914,000.00	\$0.00	\$0.00	\$0.00
CDBG	EN	BOSTON	B03MC250002		\$24,669,000.00	\$0.00	\$24,669,000.00	\$24,669,000.00	\$0.00	\$0.00	\$0.00
CDBG	EN	BOSTON	B04MC250002		\$24,265,000.00	\$0.00	\$24,265,000.00	\$24,265,000.00	\$0.00	\$0.00	\$0.00
CDBG	EN	BOSTON	B05MC250002		\$23,062,500.00	\$0.00	\$23,062,500.00	\$23,062,500.00	\$0.00	\$0.00	\$0.00
CDBG	EN	BOSTON	B06MC250002		\$20,920,021.00	\$0.00	\$20,920,021.00	\$20,920,021.00	\$0.00	\$0.00	\$0.00
CDBG	EN	BOSTON	B07MC250002		\$20,446,674.00	\$0.00	\$20,446,674.00	\$20,446,674.00	\$0.00	\$0.00	\$0.00
CDBG	EN	BOSTON	B08MC250002		\$19,766,060.00	\$0.00	\$19,766,060.00	\$19,766,060.00	\$0.00	\$0.00	\$0.00
CDBG	EN	BOSTON	B09MC250002		\$19,797,131.00	\$0.00	\$19,797,131.00	\$19,797,131.00	\$0.00	\$0.00	\$0.00
CDBG	EN	BOSTON	B10MC250002		\$21,272,449.00	\$0.00	\$21,272,449.00	\$21,272,449.00	\$0.00	\$0.00	\$0.00
CDBG	EN	BOSTON	B11MC250002		\$17,496,605.00	\$0.00	\$17,496,605.00	\$17,496,605.00	\$0.00	\$0.00	\$0.00
CDBG	EN	BOSTON	B12MC250002		\$15,926,397.00	\$0.00	\$15,926,397.00	\$15,926,397.00	\$9,180,012.75	\$0.00	\$0.00
CDBG	EN	BOSTON	B13MC250002		\$16,834,371.00	\$0.00	\$9,925,117.79	\$284,022.17	\$239,129.52	\$6,909,253.21	\$16,550,348.83
CDBG	EN	BOSTON	B14MC250002		\$16,390,443.00	\$0.00	\$0.00	\$0.00	\$0.00	\$16,390,443.00	\$16,390,443.00
CDBG	EN	BOSTON	BOSTON Subtotal:		\$633,634,480.00	\$0.00	\$610,334,783.79	\$600,693,688.17	\$9,419,142.27	\$23,299,696.21	\$32,940,791.83
CDBG	EN	EN Subtotal:			\$633,634,480.00	\$0.00	\$610,334,783.79	\$600,693,688.17	\$9,419,142.27	\$23,299,696.21	\$32,940,791.83
CDBG	SL	BOSTON	B93MC250002		\$35,000.00	\$0.00	\$0.00	\$0.00	\$0.00	\$35,000.00	\$35,000.00
CDBG	SL	BOSTON	B94MC250002		\$0.00	\$0.00	\$0.00	\$0.00	\$0.00	\$0.00	\$0.00
CDBG	SL	BOSTON	B94MC250002-A		\$150,000.00	\$0.00	\$0.00	\$0.00	\$0.00	\$150,000.00	\$150,000.00
CDBG	SL	BOSTON	B94MC250002-B		\$0.00	\$0.00	\$0.00	\$0.00	\$0.00	\$0.00	\$0.00
CDBG	SL	BOSTON	B05MC250002		\$0.00	\$0.00	\$0.00	\$0.00	\$0.00	\$0.00	\$0.00
CDBG	SL	BOSTON	B08MC250002		\$50,485,000.00	\$0.00	\$0.00	\$0.00	\$0.00	\$50,485,000.00	\$50,485,000.00
CDBG	SL	BOSTON	BOSTON Subtotal:		\$50,670,000.00	\$0.00	\$0.00	\$0.00	\$0.00	\$50,670,000.00	\$50,670,000.00
CDBG	SL	SL Subtotal:			\$50,670,000.00	\$0.00	\$0.00	\$0.00	\$0.00	\$50,670,000.00	\$50,670,000.00
CDBG	RL	BOSTON	B12MC250002		\$704,301.00	\$0.00	\$657,768.13	\$519,268.13	\$0.00	\$46,532.87	\$185,032.87
CDBG	RL	BOSTON	BOSTON Subtotal:		\$704,301.00	\$0.00	\$657,768.13	\$519,268.13	\$0.00	\$46,532.87	\$185,032.87
CDBG	RL	RL Subtotal:			\$704,301.00	\$0.00	\$657,768.13	\$519,268.13	\$0.00	\$46,532.87	\$185,032.87
CDBG	PI	BOSTON	B97MC250002		\$4,816,649.73	\$0.00	\$4,816,649.73	\$4,816,649.73	\$0.00	\$0.00	\$0.00
CDBG	PI	BOSTON	B98MC250002		\$6,024,783.03	\$0.00	\$6,024,783.03	\$6,024,783.03	\$0.00	\$0.00	\$0.00
CDBG	PI	BOSTON	B99MC250002		\$2,127,645.86	\$0.00	\$2,127,645.86	\$2,127,645.86	\$0.00	\$0.00	\$0.00
CDBG	PI	BOSTON	B00MC250002		\$1,703,019.11	\$0.00	\$1,703,019.11	\$1,703,019.11	\$0.00	\$0.00	\$0.00

PR01 - HUD Grants and Program Income

	Fund Type	Grantee Name	Grant Number	Metrics	Authorized Amount	Suballocated Amount	Amount Committed to Activities	Net Drawn Amount	YTD Net Draw Amount	Available to Commit	Available to Draw
CDBG	PI	BOSTON	B01MC250002		\$3,039,164.60	\$0.00	\$3,039,164.60	\$3,039,164.60	\$0.00	\$0.00	\$0.00
CDBG	PI	BOSTON	B02MC250002		\$3,306,377.86	\$0.00	\$3,306,377.86	\$3,306,377.86	\$0.00	\$0.00	\$0.00
CDBG	PI	BOSTON	B03MC250002		\$3,250,195.35	\$0.00	\$3,250,195.35	\$3,250,195.35	\$0.00	\$0.00	\$0.00
CDBG	PI	BOSTON	B04MC250002		\$3,195,619.03	\$0.00	\$3,195,619.03	\$3,195,619.03	\$6,605.61	\$0.00	\$0.00
CDBG	PI	BOSTON	B05MC250002		\$1,103,007.98	\$0.00	\$1,103,007.98	\$1,103,007.98	\$0.00	\$0.00	\$0.00
CDBG	PI	BOSTON	B06MC250002		\$631,041.28	\$0.00	\$631,041.28	\$631,041.28	\$0.00	\$0.00	\$0.00
CDBG	PI	BOSTON	B07MC250002		\$1,692,013.45	\$0.00	\$1,692,013.45	\$1,692,013.45	\$0.00	\$0.00	\$0.00
CDBG	PI	BOSTON	B08MC250002		\$2,217,680.97	\$0.00	\$2,217,680.97	\$2,217,680.97	\$0.00	\$0.00	\$0.00
CDBG	PI	BOSTON	B09MC250002		\$1,656,965.36	\$0.00	\$1,656,965.36	\$1,656,965.36	\$0.00	\$0.00	\$0.00
CDBG	PI	BOSTON	B10MC250002		\$2,440,616.68	\$0.00	\$2,440,616.68	\$2,440,616.68	\$0.00	\$0.00	\$0.00
CDBG	PI	BOSTON	B11MC250002		\$2,421,670.80	\$0.00	\$2,421,670.80	\$2,421,670.80	\$0.00	\$0.00	\$0.00
CDBG	PI	BOSTON	B12MC250002		\$1,895,019.54	\$0.00	\$1,895,019.54	\$1,895,019.54	\$0.00	\$0.00	\$0.00
CDBG	PI	BOSTON	B13MC250002		\$4,521,355.22	\$0.00	\$4,521,355.22	\$4,521,355.22	\$2,316,916.93	\$0.00	\$0.00
CDBG	PI	BOSTON	B14MC250002		\$99,114.37	\$0.00	\$22,062.80	\$22,062.80	\$22,062.80	\$77,051.57	\$77,051.57
CDBG	PI	BOSTON	BOSTON Subtotal:		\$46,141,940.22	\$0.00	\$46,064,888.65	\$46,064,888.65	\$2,345,585.34	\$77,051.57	\$77,051.57
CDBG	PI	PI Subtotal:			\$46,141,940.22	\$0.00	\$46,064,888.65	\$46,064,888.65	\$2,345,585.34	\$77,051.57	\$77,051.57
CDBG-R	EN	BOSTON	B09MY250002		\$5,366,011.00	\$0.00	\$5,366,011.00	\$5,366,011.00	\$0.00	\$0.00	\$0.00
CDBG-R	EN	BOSTON	BOSTON Subtotal:		\$5,366,011.00	\$0.00	\$5,366,011.00	\$5,366,011.00	\$0.00	\$0.00	\$0.00
CDBG-R	EN	EN Subtotal:			\$5,366,011.00	\$0.00	\$5,366,011.00	\$5,366,011.00	\$0.00	\$0.00	\$0.00
ESG	EN	BOSTON	S87MC255002		\$316,640.00	\$0.00	\$316,640.00	\$316,640.00	\$0.00	\$0.00	\$0.00
ESG	EN	BOSTON	S88MC250002		\$50,855.00	\$0.00	\$50,855.00	\$50,855.00	\$0.00	\$0.00	\$0.00
ESG	EN	BOSTON	S89MC250002		\$288,607.41	\$0.00	\$288,607.41	\$288,607.41	\$0.00	\$0.00	\$0.00
ESG	EN	BOSTON	S90MC250002		\$453,826.37	\$0.00	\$453,826.37	\$453,826.37	\$0.00	\$0.00	\$0.00
ESG	EN	BOSTON	S91MC250002		\$422,624.99	\$0.00	\$422,624.99	\$422,624.99	\$0.00	\$0.00	\$0.00
ESG	EN	BOSTON	S92MC250002		\$438,738.49	\$0.00	\$438,738.49	\$438,738.49	\$0.00	\$0.00	\$0.00
ESG	EN	BOSTON	S93MC250002		\$297,999.95	\$0.00	\$297,999.95	\$297,999.95	\$0.00	\$0.00	\$0.00
ESG	EN	BOSTON	S94MC250002		\$659,000.00	\$0.00	\$659,000.00	\$659,000.00	\$0.00	\$0.00	\$0.00
ESG	EN	BOSTON	S95MC250002		\$896,000.00	\$0.00	\$896,000.00	\$896,000.00	\$0.00	\$0.00	\$0.00
ESG	EN	BOSTON	S96MC250002		\$689,000.00	\$0.00	\$689,000.00	\$689,000.00	\$0.00	\$0.00	\$0.00
ESG	EN	BOSTON	S97MC250002		\$686,000.00	\$36,354.43	\$649,645.57	\$649,645.57	\$0.00	\$0.00	\$0.00
ESG	EN	BOSTON	S98MC250002		\$992,000.00	\$0.00	\$992,000.00	\$992,000.00	\$0.00	\$0.00	\$0.00
ESG	EN	BOSTON	S99MC250002		\$883,000.00	\$0.00	\$883,000.00	\$883,000.00	\$0.00	\$0.00	\$0.00
ESG	EN	BOSTON	S00MC250002		\$882,000.00	\$0.00	\$882,000.00	\$882,000.00	\$0.00	\$0.00	\$0.00
ESG	EN	BOSTON	S01MC250002		\$875,000.00	\$0.00	\$875,000.00	\$875,000.00	\$0.00	\$0.00	\$0.00
ESG	EN	BOSTON	S02MC250002		\$872,000.00	\$0.00	\$872,000.00	\$872,000.00	\$0.00	\$0.00	\$0.00
ESG	EN	BOSTON	S03MC250002		\$854,000.00	\$0.00	\$854,000.00	\$854,000.00	\$0.00	\$0.00	\$0.00
ESG	EN	BOSTON	S04MC250002		\$902,342.00	\$0.00	\$902,342.00	\$902,342.00	\$0.00	\$0.00	\$0.00
ESG	EN	BOSTON	S05MC250002		\$887,466.00	\$0.00	\$887,466.00	\$887,466.00	\$0.00	\$0.00	\$0.00
ESG	EN	BOSTON	S06MC250002		\$887,036.00	\$0.00	\$887,036.00	\$887,036.00	\$0.00	\$0.00	\$0.00
ESG	EN	BOSTON	S07MC250002		\$902,224.00	\$0.00	\$902,224.00	\$902,224.00	\$0.00	\$0.00	\$0.00
ESG	EN	BOSTON	S08MC250002		\$880,962.00	\$0.00	\$880,962.00	\$880,962.00	\$0.00	\$0.00	\$0.00
ESG	EN	BOSTON	S09MC250002		\$880,052.00	\$0.00	\$880,052.00	\$880,052.00	\$0.00	\$0.00	\$0.00
ESG	EN	BOSTON	S10MC250002		\$873,670.00	\$0.00	\$754,271.08	\$734,242.81	\$0.00	\$119,398.92	\$139,427.19
ESG	EN	BOSTON	BOSTON Subtotal:		\$16,771,044.21	\$36,354.43	\$16,615,290.86	\$16,595,262.59	\$0.00	\$119,398.92	\$139,427.19
ESG	EN	EN Subtotal:			\$16,771,044.21	\$36,354.43	\$16,615,290.86	\$16,595,262.59	\$0.00	\$119,398.92	\$139,427.19
ESG	PI	BOSTON	S99MC255002		\$13,995.85	\$0.00	\$13,995.85	\$13,995.85	\$0.00	\$0.00	\$0.00



PR01 - HUD Grants and Program Income

	Fund Type	Grantee Name	Grant Number	Metrics	Authorized Amount	Suballocated Amount	Amount Committed to Activities	Net Drawn Amount	YTD Net Draw Amount	Available to Commit	Available to Draw
ESG	PI	BOSTON	BOSTON Subtotal:		\$13,995.85	\$0.00	\$13,995.85	\$13,995.85	\$0.00	\$0.00	\$0.00
ESG	PI	PI Subtotal:			\$13,995.85	\$0.00	\$13,995.85	\$13,995.85	\$0.00	\$0.00	\$0.00
ESG	AD	BOSTON	S97MC250002		\$36,354.43	\$0.00	\$36,354.43	\$36,354.43	\$0.00	\$0.00	\$0.00
ESG	AD	BOSTON	BOSTON Subtotal:		\$36,354.43	\$0.00	\$36,354.43	\$36,354.43	\$0.00	\$0.00	\$0.00
ESG	AD	AD Subtotal:			\$36,354.43	\$0.00	\$36,354.43	\$36,354.43	\$0.00	\$0.00	\$0.00
HOME	EN	BOSTON	M92MC250200		\$7,838,000.00	\$3,423,281.38	\$4,414,718.62	\$4,414,718.62	\$0.00	\$0.00	\$0.00
HOME	EN	BOSTON	M93MC250200		\$5,188,000.00	\$2,964,566.90	\$2,223,433.10	\$2,223,433.10	\$0.00	\$0.00	\$0.00
HOME	EN	BOSTON	M94MC250200		\$5,569,000.00	\$1,679,434.02	\$3,889,565.98	\$3,889,565.98	\$0.00	\$0.00	\$0.00
HOME	EN	BOSTON	M95MC250200		\$6,016,000.00	\$2,641,116.50	\$3,374,883.50	\$3,374,883.50	\$0.00	\$0.00	\$0.00
HOME	EN	BOSTON	M96MC250200		\$5,986,000.00	\$4,194,582.92	\$1,791,417.08	\$1,791,417.08	\$0.00	\$0.00	\$0.00
HOME	EN	BOSTON	M97MC250200		\$5,831,000.00	\$2,140,458.00	\$3,690,542.00	\$3,690,542.00	\$0.00	\$0.00	\$0.00
HOME	EN	BOSTON	M98MC250200		\$6,309,000.00	\$2,188,863.00	\$4,120,137.00	\$4,120,137.00	\$0.00	\$0.00	\$0.00
HOME	EN	BOSTON	M99MC250200		\$6,776,000.00	\$2,032,800.00	\$4,743,200.00	\$4,743,200.00	\$0.00	\$0.00	\$0.00
HOME	EN	BOSTON	M00MC250200		\$6,804,000.00	\$2,125,207.50	\$4,678,792.50	\$4,678,792.50	\$0.00	\$0.00	\$0.00
HOME	EN	BOSTON	M01MC250200		\$7,558,000.00	\$2,372,832.00	\$5,185,168.00	\$5,185,168.00	\$0.00	\$0.00	\$0.00
HOME	EN	BOSTON	M02MC250200		\$7,515,000.00	\$2,987,243.00	\$4,527,757.00	\$4,527,757.00	\$0.00	\$0.00	\$0.00
HOME	EN	BOSTON	M03MC250200		\$8,751,326.00	\$2,991,080.60	\$5,760,245.40	\$5,760,245.40	\$0.00	\$0.00	\$0.00
HOME	EN	BOSTON	M04MC250200		\$9,490,728.00	\$3,633,788.30	\$5,856,939.70	\$5,856,939.70	\$0.00	\$0.00	\$0.00
HOME	EN	BOSTON	M05MC250200		\$8,656,693.00	\$2,584,410.20	\$6,072,282.80	\$6,072,282.80	\$0.00	\$0.00	\$0.00
HOME	EN	BOSTON	M06MC250200		\$8,086,783.00	\$2,385,915.00	\$5,700,868.00	\$5,700,868.00	\$0.00	\$0.00	\$0.00
HOME	EN	BOSTON	M07MC250200		\$8,043,060.00	\$2,498,565.61	\$5,544,494.39	\$5,544,494.39	\$0.00	\$0.00	\$0.00
HOME	EN	BOSTON	M08MC250200		\$7,710,044.00	\$3,367,314.57	\$4,342,729.43	\$4,342,729.43	\$55,712.49	\$0.00	\$0.00
HOME	EN	BOSTON	M09MC250200		\$8,564,599.00	\$3,460,280.31	\$5,104,318.69	\$5,104,318.69	\$896,179.59	\$0.00	\$0.00
HOME	EN	BOSTON	M10MC250200		\$8,517,423.00	\$4,606,654.45	\$3,910,768.55	\$3,910,768.55	\$0.00	\$0.00	\$0.00
HOME	EN	BOSTON	M11MC250200		\$7,530,644.00	\$5,006,577.50	\$2,524,066.50	\$2,524,066.50	\$1,765,793.07	\$0.00	\$0.00
HOME	EN	BOSTON	M12MC250200		\$4,090,712.00	\$1,409,071.20	\$2,681,640.80	\$2,681,640.80	\$2,681,640.80	\$0.00	\$0.00
HOME	EN	BOSTON	M13MC250200		\$4,418,285.00	\$1,104,571.25	\$3,076,517.46	\$1,696,169.31	\$1,696,169.31	\$237,196.29	\$1,617,544.44
HOME	EN	BOSTON	M14MC250200		\$4,524,340.00	\$1,131,085.00	\$0.00	\$0.00	\$0.00	\$3,393,255.00	\$3,393,255.00
HOME	EN	BOSTON	BOSTON Subtotal:		\$159,774,637.00	\$62,929,699.21	\$93,214,486.50	\$91,834,138.35	\$7,095,495.26	\$3,630,451.29	\$5,010,799.44
HOME	EN	EN Subtotal:			\$159,774,637.00	\$62,929,699.21	\$93,214,486.50	\$91,834,138.35	\$7,095,495.26	\$3,630,451.29	\$5,010,799.44
HOME	PI	BOSTON	M97MC250200		\$199,081.67	\$0.00	\$199,081.67	\$199,081.67	\$0.00	\$0.00	\$0.00
HOME	PI	BOSTON	M98MC250200		\$465,096.42	\$0.00	\$465,096.42	\$465,096.42	\$0.00	\$0.00	\$0.00
HOME	PI	BOSTON	M99MC250200		\$90,991.00	\$0.00	\$90,991.00	\$90,991.00	\$0.00	\$0.00	\$0.00
HOME	PI	BOSTON	M00MC250200		\$256,650.81	\$0.00	\$256,650.81	\$256,650.81	\$0.00	\$0.00	\$0.00
HOME	PI	BOSTON	M01MC250200		\$287,912.97	\$0.00	\$287,912.97	\$287,912.97	\$0.00	\$0.00	\$0.00
HOME	PI	BOSTON	M02MC250200		\$85,922.67	\$0.00	\$85,922.67	\$85,922.67	\$0.00	\$0.00	\$0.00
HOME	PI	BOSTON	M03MC250200		\$318,262.02	\$0.00	\$318,262.02	\$318,262.02	\$0.00	\$0.00	\$0.00
HOME	PI	BOSTON	M04MC250200		\$785,085.34	\$0.00	\$785,085.34	\$785,085.34	\$0.00	\$0.00	\$0.00
HOME	PI	BOSTON	M05MC250200		\$143,898.18	\$0.00	\$143,898.18	\$143,898.18	\$0.00	\$0.00	\$0.00
HOME	PI	BOSTON	M06MC250200		\$145,196.66	\$0.00	\$145,196.66	\$145,196.66	\$0.00	\$0.00	\$0.00
HOME	PI	BOSTON	M07MC250200		\$363,361.12	\$0.00	\$363,361.12	\$363,361.12	\$0.00	\$0.00	\$0.00
HOME	PI	BOSTON	M08MC250200		\$321,628.50	\$0.00	\$321,628.50	\$321,628.50	\$0.00	\$0.00	\$0.00
HOME	PI	BOSTON	M09MC250200		\$260,743.28	\$0.00	\$260,743.28	\$260,743.28	\$0.00	\$0.00	\$0.00
HOME	PI	BOSTON	M10MC250200		\$392,521.37	\$0.00	\$392,521.37	\$392,521.37	\$0.00	\$0.00	\$0.00
HOME	PI	BOSTON	M11MC250200		\$1,431,444.04	\$0.00	\$1,431,444.04	\$1,431,444.04	\$0.00	\$0.00	\$0.00
HOME	PI	BOSTON	M12MC250200		\$930,207.61	\$0.00	\$930,207.61	\$930,207.61	\$0.00	\$0.00	\$0.00

## PR01 - HUD Grants and Program Income

	Fund Type	Grantee Name	Grant Number	Metrics	Authorized Amount	Suballocated Amount	Amount Committed to Activities	Net Drawn Amount	YTD Net Draw Amount	Available to Commit	Available to Draw
HOME	PI	BOSTON	M13MC250200		\$541,233.05	\$0.00	\$517,947.32	\$517,947.32	\$474,856.57	\$23,285.73	\$23,285.73
HOME	PI	BOSTON	BOSTON Subtotal:		\$7,019,236.71	\$0.00	\$6,995,950.98	\$6,995,950.98	\$474,856.57	\$23,285.73	\$23,285.73
HOME	PI	PI Subtotal:			\$7,019,236.71	\$0.00	\$6,995,950.98	\$6,995,950.98	\$474,856.57	\$23,285.73	\$23,285.73
HOPWA	EN	BOSTON	MA06H92F002		\$588,722.15	\$0.00	\$588,722.15	\$588,722.15	\$0.00	\$0.00	\$0.00
HOPWA	EN	BOSTON	MA06H93F002		\$1,188,000.00	\$0.00	\$1,188,000.00	\$1,188,000.00	\$0.00	\$0.00	\$0.00
HOPWA	EN	BOSTON	MA06H94F003		\$1,566,000.00	\$0.00	\$1,566,000.00	\$1,566,000.00	\$0.00	\$0.00	\$0.00
HOPWA	EN	BOSTON	MA06H95F004		\$1,709,000.00	\$0.00	\$1,709,000.00	\$1,709,000.00	\$0.00	\$0.00	\$0.00
HOPWA	EN	BOSTON	MA06H96F005		\$1,613,000.00	\$0.00	\$1,613,000.00	\$1,613,000.00	\$0.00	\$0.00	\$0.00
HOPWA	EN	BOSTON	MA06H97F005		\$1,803,000.00	\$0.00	\$1,803,000.00	\$1,803,000.00	\$0.00	\$0.00	\$0.00
HOPWA	EN	BOSTON	MA06H98F001		\$1,814,000.00	\$0.00	\$1,814,000.00	\$1,814,000.00	\$0.00	\$0.00	\$0.00
HOPWA	EN	BOSTON	MA06H99F001		\$1,890,000.00	\$0.00	\$1,890,000.00	\$1,890,000.00	\$0.00	\$0.00	\$0.00
HOPWA	EN	BOSTON	MAH00F001		\$1,980,000.00	\$0.00	\$1,980,000.00	\$1,980,000.00	\$0.00	\$0.00	\$0.00
HOPWA	EN	BOSTON	MAH01F001		\$3,107,000.00	\$0.00	\$3,107,000.00	\$3,107,000.00	\$0.00	\$0.00	\$0.00
HOPWA	EN	BOSTON	MAH02F001		\$2,416,000.00	\$0.00	\$2,416,000.00	\$2,416,000.00	\$0.00	\$0.00	\$0.00
HOPWA	EN	BOSTON	MAH03F001		\$2,477,000.00	\$0.00	\$2,477,000.00	\$2,477,000.00	\$0.00	\$0.00	\$0.00
HOPWA	EN	BOSTON	MAH04F001		\$1,829,000.00	\$0.00	\$1,829,000.00	\$1,829,000.00	\$0.00	\$0.00	\$0.00
HOPWA	EN	BOSTON	MAH05F001		\$1,721,000.00	\$0.00	\$1,721,000.00	\$1,721,000.00	\$0.00	\$0.00	\$0.00
HOPWA	EN	BOSTON	MAH06F001		\$1,719,000.00	\$0.00	\$1,719,000.00	\$1,719,000.00	\$0.00	\$0.00	\$0.00
HOPWA	EN	BOSTON	MAH07F001		\$1,690,000.00	\$0.00	\$1,690,000.00	\$1,690,000.00	\$0.00	\$0.00	\$0.00
HOPWA	EN	BOSTON	MAH08F001		\$1,747,000.00	\$0.00	\$1,747,000.00	\$1,747,000.00	\$0.00	\$0.00	\$0.00
HOPWA	EN	BOSTON	MAH09F001		\$1,779,243.00	\$0.00	\$1,779,243.00	\$1,779,243.00	\$0.00	\$0.00	\$0.00
HOPWA	EN	BOSTON	MAH10F001		\$1,889,165.00	\$0.00	\$1,889,165.00	\$1,889,165.00	\$0.00	\$0.00	\$0.00
HOPWA	EN	BOSTON	MAH11F001		\$1,884,046.00	\$0.00	\$1,884,046.00	\$1,884,046.00	\$142,633.81	\$0.00	\$0.00
HOPWA	EN	BOSTON	MAH12F001		\$1,878,288.00	\$0.00	\$1,878,288.00	\$907,087.96	\$907,087.96	\$0.00	\$971,200.04
HOPWA	EN	BOSTON	MAH13F001		\$2,087,647.00	\$0.00	\$451,611.43	\$0.00	\$0.00	\$1,636,035.57	\$2,087,647.00
HOPWA	EN	BOSTON	MAH14F001		\$2,245,485.00	\$0.00	\$0.00	\$0.00	\$0.00	\$2,245,485.00	\$2,245,485.00
HOPWA	EN	BOSTON	BOSTON Subtotal:		\$42,621,596.15	\$0.00	\$38,740,075.58	\$37,317,264.11	\$1,049,721.77	\$3,881,520.57	\$5,304,332.04
HOPWA	EN	EN Subtotal:			\$42,621,596.15	\$0.00	\$38,740,075.58	\$37,317,264.11	\$1,049,721.77	\$3,881,520.57	\$5,304,332.04
HOPWA	PI	BOSTON	MA06H98F002		\$7,376.08	\$0.00	\$7,376.08	\$7,376.08	\$0.00	\$0.00	\$0.00
HOPWA	PI	BOSTON	BOSTON Subtotal:		\$7,376.08	\$0.00	\$7,376.08	\$7,376.08	\$0.00	\$0.00	\$0.00
HOPWA	PI	PI Subtotal:			\$7,376.08	\$0.00	\$7,376.08	\$7,376.08	\$0.00	\$0.00	\$0.00
HPRP	EN	BOSTON	S09MY250002		\$8,209,151.00	\$0.00	\$8,209,151.00	\$8,209,151.00	\$0.00	\$0.00	\$0.00
HPRP	EN	BOSTON	BOSTON Subtotal:		\$8,209,151.00	\$0.00	\$8,209,151.00	\$8,209,151.00	\$0.00	\$0.00	\$0.00
HPRP	EN	EN Subtotal:			\$8,209,151.00	\$0.00	\$8,209,151.00	\$8,209,151.00	\$0.00	\$0.00	\$0.00
GRANTEE TOTALS					\$920,263,769.22	\$62,966,053.64	\$826,256,132.85	\$813,653,349.34	\$20,384,801.21	\$81,747,937.16	\$94,350,720.67