

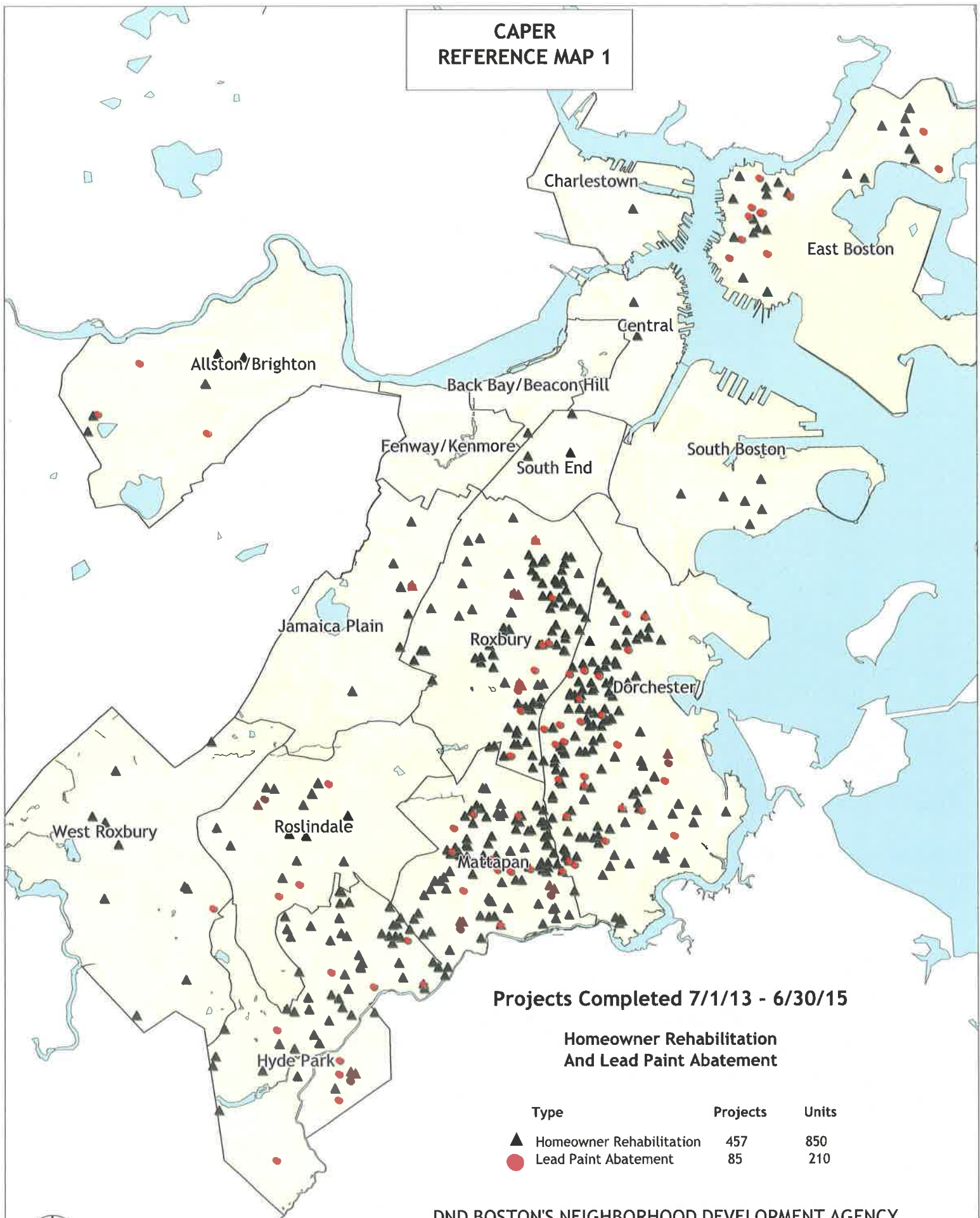
CITY OF BOSTON
DRAFT Program Year 2014 CAPER
APPENDICES

Section	
A	Reference Maps 1 through 7
B	CDBG funded contracts: <ul style="list-style-type: none"> • Human Service Providers – Office Workforce Development • CEDAC • Main Streets • Partners with Nonprofits (PNP) • ReStore • Business Technical Assistance – On Site
C	Emergency Solutions Grant – Subrecipients HOME: Funded CHDOs HQS Inspections
D	Housing Production – Completed, In Construction
E	IDIS Reports PR06 – Summary Accomplishments PR-23 CDBG & HOME PR26 – CDBG Financial Summary PR14 – CDBG NRSA Activities

SECTION

A

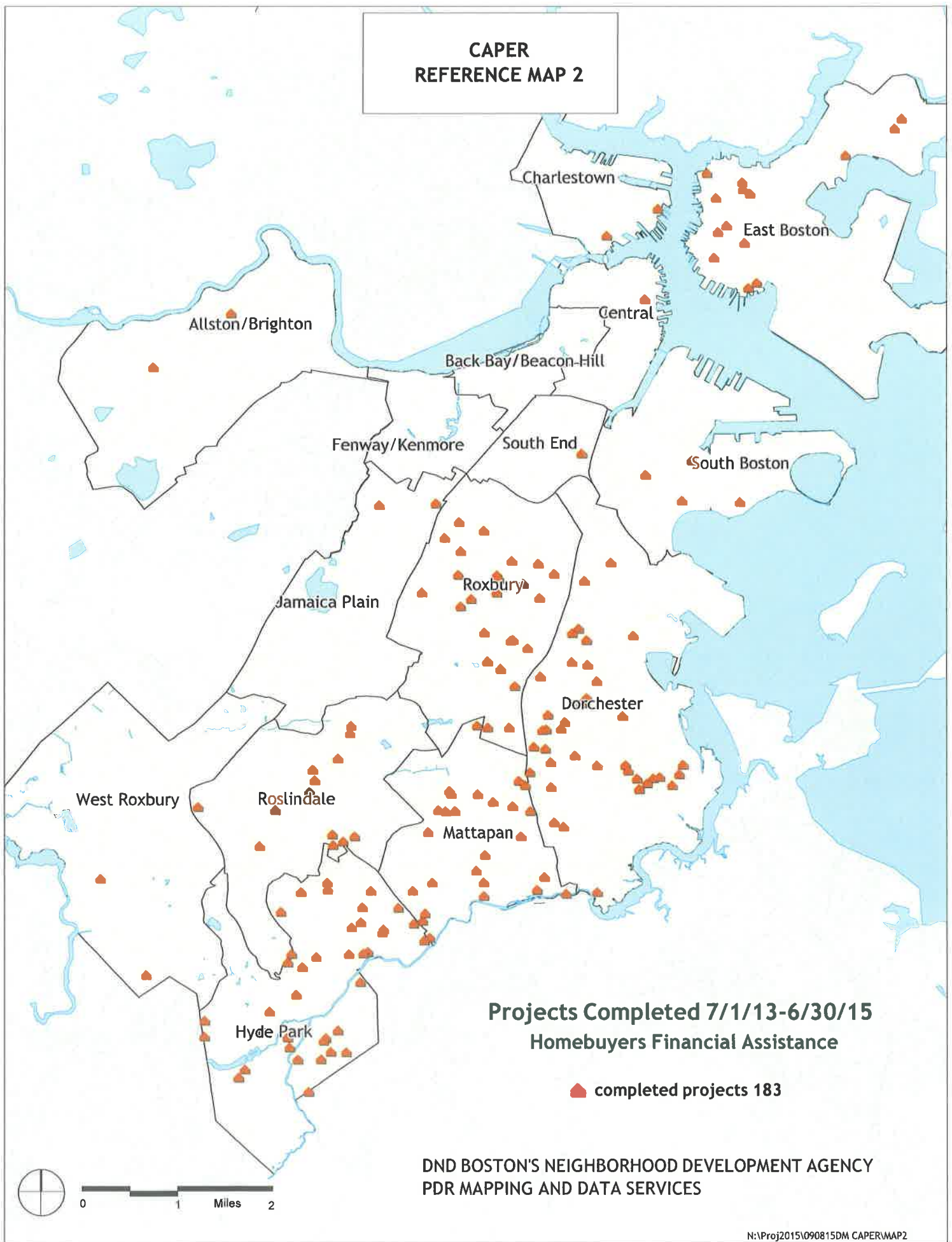
CAPER REFERENCE MAP 1



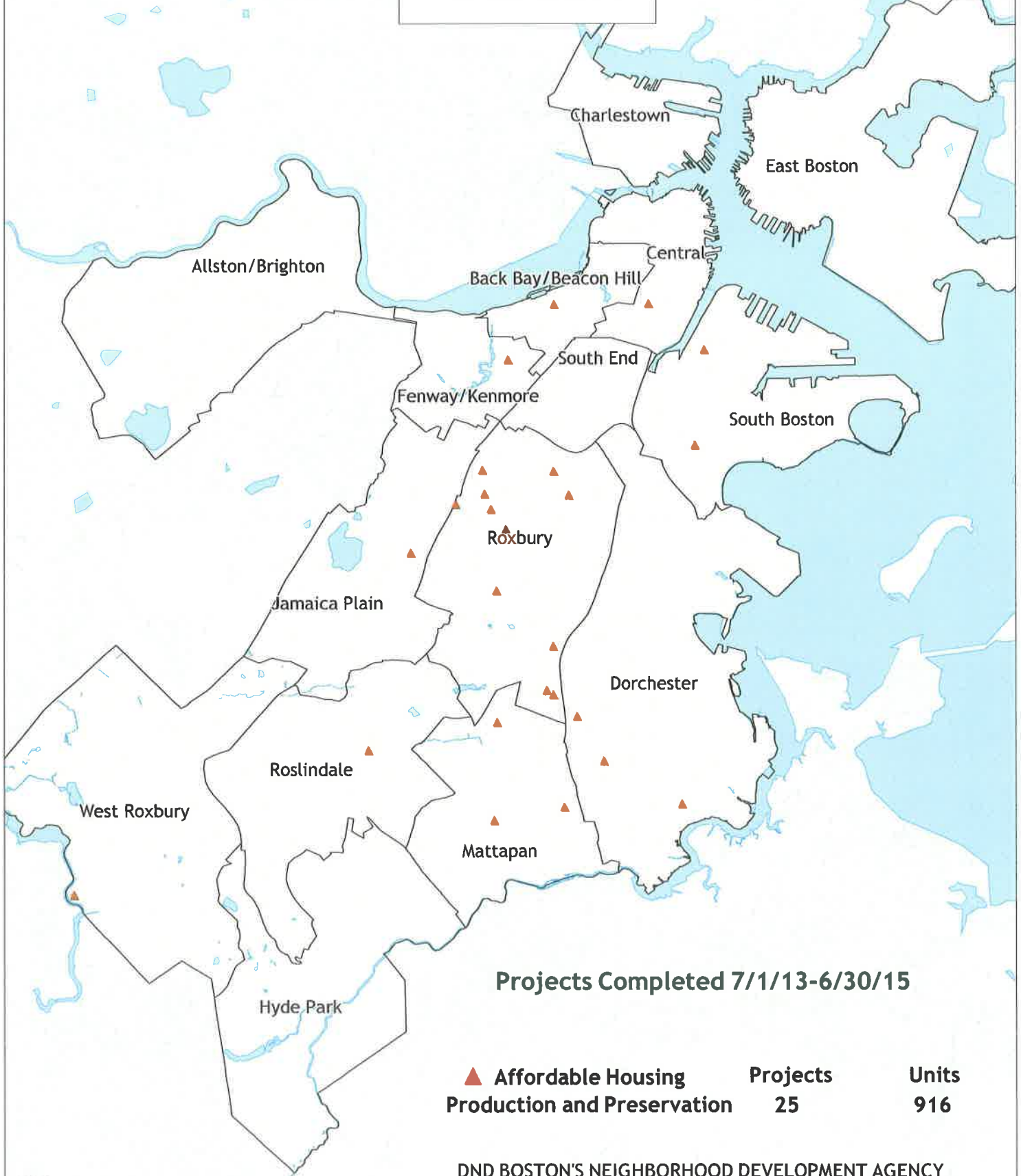
0 1 2 Miles

DND BOSTON'S NEIGHBORHOOD DEVELOPMENT AGENCY
PDR MAPPING AND DATA SERVICES

**CAPER
REFERENCE MAP 2**



**CAPER
REFERENCE MAP 3**



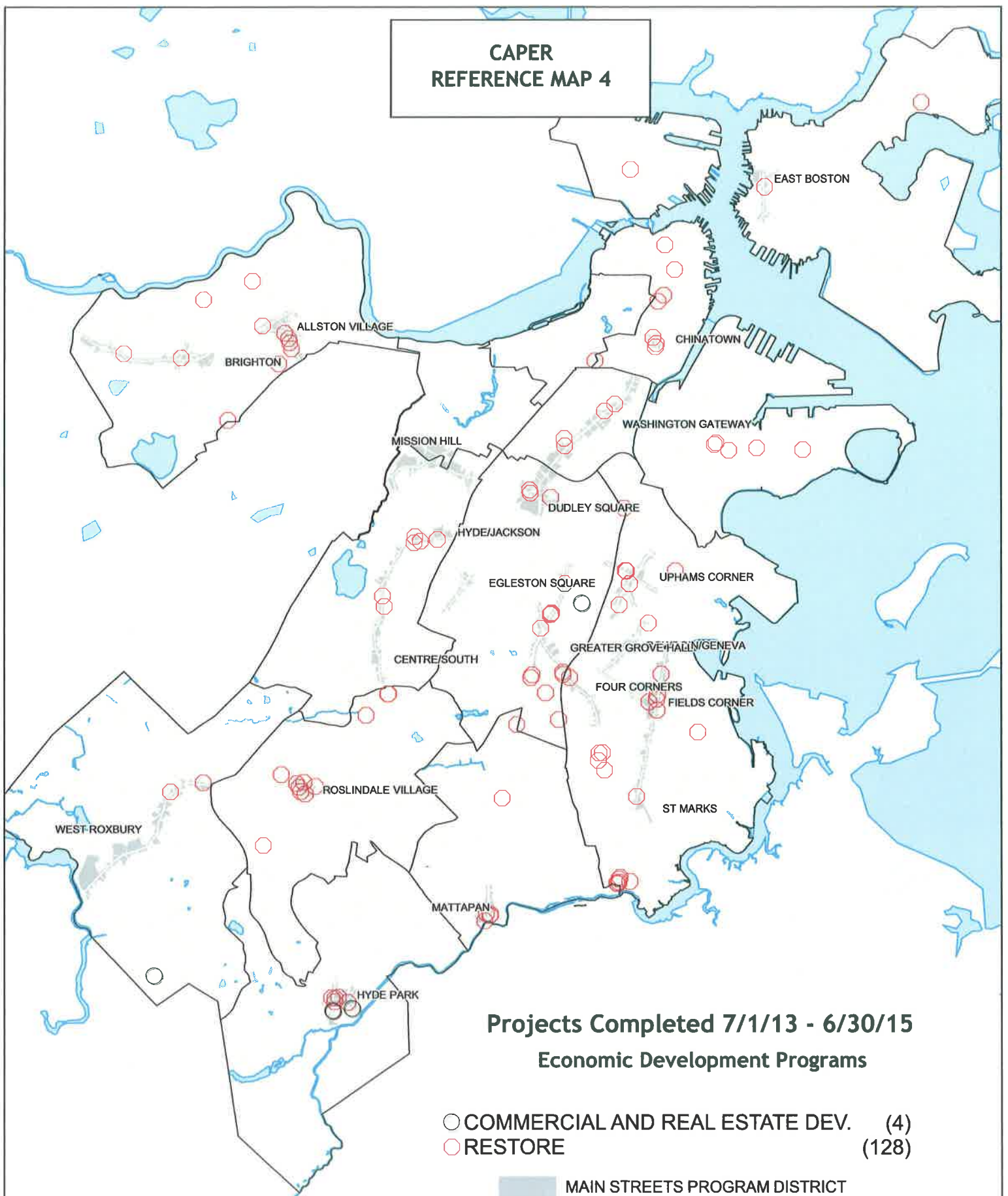
Projects Completed 7/1/13-6/30/15

	Affordable Housing Production and Preservation	Projects 25	Units 916
---	---	------------------------	----------------------

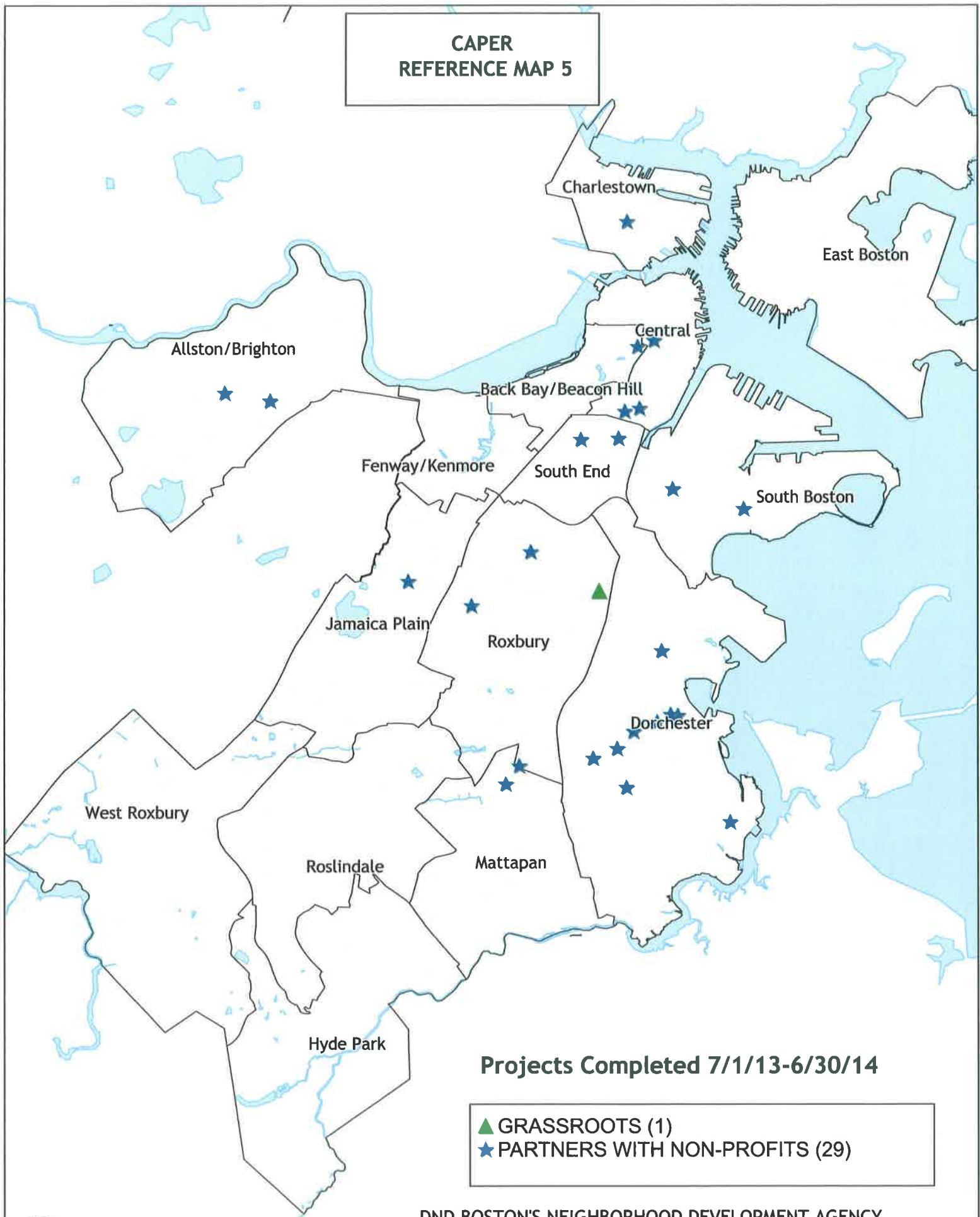
**DND BOSTON'S NEIGHBORHOOD DEVELOPMENT AGENCY
PDR MAPPING AND DATA SERVICES**



CAPER REFERENCE MAP 4



**CAPER
REFERENCE MAP 5**



DND BOSTON'S NEIGHBORHOOD DEVELOPMENT AGENCY
PDR MAPPING AND DATA SERVICES

N:\Proj2014\081214 CAPER MAPS AND DATA

CAPER REFERENCE MAP 6

HOPWA service
areas by county

■ SUFFOLK
■ PLYMOUTH
■ NORFOLK

Allston/Brighton

Back Bay/Beacon Hill

Charlestown

East Boston

Central

Fenway/Kenmore

South End

South Boston

Jamaica Plain

Roxbury

Dorchester

West Roxbury

Roslindale

Mattapan

Hyde Park

Supportive Housing Providers

+ Non-Profits Serving Homeless - 29*

▲ Housing Counseling- 6

★ HOPWA-Boston - 6

○ CONTINUUM OF CARE - 54

*Some providers are not mapped because
of the confidentiality of their locations

DND BOSTON'S NEIGHBORHOOD DEVELOPMENT AGENCY
PDR MAPPING AND DATA SERVICES

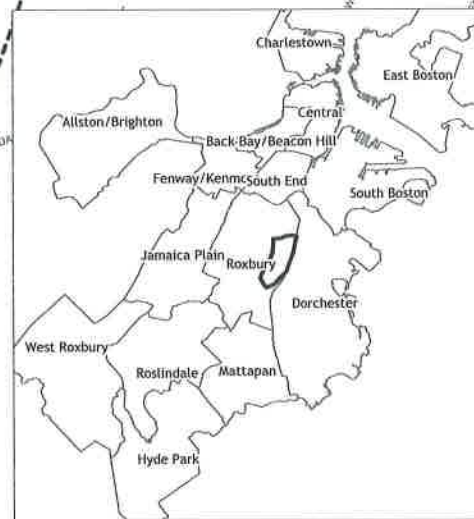
N:\Proj2015\090815DM CAPER\MAP6



0 1 2
Miles

CAPER REFERENCE MAP 7

Quincy Corridor
NRSA Boundary



Quincy Corridor NRSA Projects 7/01/13-6/30/15

- COMMERCIAL AND R.E. DEVELOPMENT (1)
 - ⊕ PROJECT ReStore (1)
 - + GRASSROOTS (1)
 - ☆ HOMEBUYERS FINANCIAL ASSISTANCE (6)
 - ◇ AFFORDABLE HOUSING PRODUCTION AND PRESERVATION (1)
 - ▲ HOMEOWNER REHABILITATION* (19)
- *including 4 lead paint abatements

QUINCY HEIGHTS PARCELS
PEARL MEATS

SECTION

B

CDBG Funded Providers - Office of Workforce Development - Federal FY14 / City FY15 - Renewal Year				
Agency	Program Type	Neighborhood	Funded	Service Level
Alliance for Inclusion and Prevention	after-school	Roslindale	\$ 26,400	45
Allston Brighton APAC	after-school	Allston-Brighton	\$ 25,000	39
America SCORES: New England	after-school	Jamaica Plain	\$ 29,700	357
Artisits for Humanity	after-school	South Boston	\$ 25,000	225
Asian American Civic Association	job readiness	Chinatown	\$ 35,000	173
Asian Task Force Against Domestic Violence	advocacy	Chinatown	\$ 35,000	118
Bay Cove Human Services	eviction prevention	Downtown	\$ 26,400	51
Boston Asian YES (Youth Essential Services)	after-school	Chinatown	\$ 25,000	24
Boston Chinatown Neighborhood Center	after-school	Chinatown	\$ 35,000	129
Boston Higher Education Resource Center	college readiness	South End	\$ 25,000	120
Boys & Girls Clubs of Dorchester	after-school	Dorchester	\$ 25,000	894
Brookview House	after-school	Dorchester	\$ 25,000	77
Casa Myrna Vasquez	financial literacy	South End	\$ 35,000	95
Catholic Charities - Haitian Multi-Service Center	elder services	Dorchester	\$ 25,000	28
Catholic Charities - Laboure Center	counseling	South Boston	\$ 29,280	37
Catholic Charities - St. Peter's Teen Center	after-school	Dorchester	\$ 25,000	212
Center for Teen Empowerment	leadership development	Roxbury	\$ 25,000	49
City Mission Society	homelessness prevention	Downtown	\$ 25,000	22
Community Providers of Adolescent Services	after-school	Dorchester	\$ 25,000	108
Crittenton Womens' Union	job readiness	Downtown	\$ 34,742	107
Crossroads Family Shelter	homelessness services	East Boston	\$ 25,000	53
DEAF, Inc.	disability services	Allston-Brighton	\$ 35,000	40
East Boston Social Centers	after-school	East Boston	\$ 35,000	36
Ecumenical Social Action Committee (ESAC)	support services	Roxbury	\$ 35,000	78
Elizabeth Stone House	financial literacy	Jamaica Plain	\$ 25,000	148
ETHOS - Eldercare Alliance	financial management	Jamaica Plain	\$ 25,000	186
Fenway Community Development Corporation	job readiness	Fenway	\$ 25,000	27
Generations Incorporated	literacy tutoring	Downtown	\$ 27,000	87
Greater Boston Chinese Golden Age Center	elder services	Chinatown	\$ 25,000	380
Greater Boston Legal Services	eviction prevention	Downtown	\$ 35,000	55
Haitian American Public Health Initiative	after-school	Mattapan	\$ 35,000	35
Hawthorne Youth and Community Center	after-school	Roxbury	\$ 27,000	62
Hyde Park Municipal Building Community Center	after-school	Hyde Park	\$ 22,000	24
Hyde Square Task Force	after-school	Jamaica Plain	\$ 25,000	27
IBA (Inquilinos Boricuas en Accion)	after-school	South End	\$ 25,000	162
International Insititute of Boston	counseling	Downtown	\$ 33,120	50
Irish International Immigrant Center	immigration services	Downtown	\$ 28,800	266
Jackson Mann Community School and Council	after-school	Allston-Brighton	\$ 35,000	72
KeySteps (formerly CSAPP)	teen parenting services	Jamaica Plain	\$ 35,000	99
La Alianza Hispana	elder services	Roxbury	\$ 35,000	121
Hull Lifesaving Museum (Home Waters Program)	court-involved youth services	South Boston	\$ 35,000	100
Massachusetts Alliance of Portuguese Speakers	counseling	Dorchester	\$ 35,000	383
Massachusetts Association for the Blind	visually-impaired elder serv	city wide	\$ 25,000	142
Mattapan Community Centers	after-school	Mattapan	\$ 32,200	126
Mujeres Unidas	childcare	Dorchester	\$ 25,000	80
Nazarro Community Center	after-school	North End	\$ 27,000	107
North Suffolk - Maverick Tenants Association	counseling	East Boston	\$ 35,000	65
Notre Dame - Julie's Family Learning Center	support services	South Boston	\$ 35,000	116
Ohrenberger Community School Council	elder services	West Roxbury	\$ 27,000	274

Agency	Program Type	Neighborhood	Funded	Service Level
Partners for Youth With Disabilities	after-school	city wide	\$ 35,000	40
Project Place - Interseminarian	case management	South End	\$ 35,000	212
Somali Development Center	case management	Jamaica Plain	\$ 33,480	54
South Boston Neighborhood House	after-school	South Boston	\$ 28,800	90
Tobin Community Center	after-school	Roxbury	\$ 27,000	118
United South End Settlements	after-school	South End	\$ 35,000	67
Upham's Corner Community Center	after-school	Dorchester	\$ 35,000	328
Upham's Corner Health Center	case management	Dorchester	\$ 25,000	661
Veronica B. Smith Multi-Service Senior Center	elder services	Allston-Brighton	\$ 32,400	156
Viet-AID	after-school	Dorchester	\$ 25,000	120
Vocational Advancement Center	job readiness	Allston-Brighton	\$ 27,000	23
West End House Boys & Girls Club	after-school	Allston-Brighton	\$ 62,000	341
Youth and Family Enrichment Services	after-school	Hyde Park	\$ 32,200	121
Zumix	after-school	East Boston	\$ 25,000	122
SUBTOTAL			\$ 1,888,522	8764
ADULT EDUCATION (in partnership with state)				
Perkins Community Center	ESOL	Dorchester	\$ 175,000	88
Mujeres Unidas	ESOL	Dorchester	\$ 100,000	74
Action for Boston Community Development	ESOL	Roslindale & North End	\$ 75,000	61
Jewish Vocational Service	ESOL & Adult Basic Ed.	Downtown & Hyde Park	\$ 50,000	28
SUBTOTAL			\$ 400,000	251
CHOICE NEIGHBORHOOD GRANT				
Matching Funds	after-school, Adult Ed, etc		\$ 49,228	
GRAND TOTAL			\$ 2,337,750	9015

Community Economic Development Assistance Corporation

Summary of Program Year 2014 Billings for CEDAC Staff Technical Assistance

	Project	Neighborhood	Number of Units
1	17 Court Street SRO	Downtown	94
2	70 Brookledge Street	Roxbury	25
3	976 Morton Street	Mattapan	6
4	Adams Court	Mattapan	50
5	Back of the Hill Ph 4	Mission Hill	34
6	Brown Kaplan	Dorchester	60
7	Brownstones	South End	35
8	Carol Ave Apartments	Allston Brighton	35
9	Chaucey House	Chinatown	87
10	Chinatown Projects	Chinatown	114
11	Codman Square Apartments	Dorchester	80
12	COHIF	Dorchester	10
13	Columbia Road HIF Workout	Dorchester	24
14	Commonwealth Ave Apts	Allston	235
15	Cortes Street	Back Bay	48
16	Cottage Brook	Dorchester	147
17	Dimock Bragdon	Roxbury	90
14	Forest Glen	Jamaica Plain	13
15	Gatehouse (aka Wash & Berkeley)	South End	14
16	Georgetowne	Hyde Park	967
17	Haynes House	Roxbury	131
18	Hudson Street	Chinatown	6
19	Marksdale Gardens	Roxbury	178
20	Mishawum Park	Charlestown	337
21	Morrant Bay	Dorchester	129
22	New England Avenue East (aka Talbot)	Dorchester	41
23	Nott Street (aka Residences at Fairmount Station)	Hyde Park	24
24	Nueva Esperanza	Roxbury	14
25	Phillips Brooks School	Dorchester	56
26	RAP-UP IIB	Roxbury	33
27	Residencia Betances	South End	11
28	Roxbury Corners Refi	Roxbury	54
29	Smith House	Roxbury	132
30	St. Botolph Terrace	Fenway	52
31	Talbot Commons Phase I	Dorchester	40
32	Tremont Village	Chinatown	20
33	VBC Apartments	Dorchester	30
34	Victory House	South End	6
35	Walnut House	Jamaica Plain	32
36	Walnut Washington	Jamaica Plain	65
37	Warren Hall Trust	Allston/Bright	33
38	West End Apartments	West End	82
39	Westminster Washington	Roxbury	27
40	Whittier Lyndhurst Washington Apts	Dorchester	45
41	Wilshire Apartments	Roxbury	29
		TOTAL Units	3775

Boston Main Streets: PY 14 Accomplishments Report (7/1/14 to 6/30/15)

Main Street District (20)	Percentage Storefronts Occupied	Total # New Businesses Opened	Total # of Businesses Assisted	# Jobs Created from New Business
Allston Village Main Streets	99	4	21	22
Bowdoin Geneva Main Streets	91	4	85	31
Brighton Main Streets	95	4	30	22
Chinatown Main Streets	98	7	40	71
Dudley Square Main Streets	95	2	122	12
East Boston Main Streets	99	0	257	0
Egleston Main Streets	98	7	86	18
Fields Corner Main Streets	96	4	39	15
Four Corners Main Streets	95	2	44	6
Greater Grove Hall Main Streets	88	4	46	7
Hyde Jackson Square Main Streets	97	4	73	7
Hyde Park Main Streets	88	9	86	19
JP Centre South Main Streets	98	0	15	0
Mattapan Square Main Streets	92	3	407	17
Mission Hill Main Streets	92	1	61	5
Roslindale Village Main Streets	96	5	121	11
St. Mark's Area Main Streets	91	4	163	9
Uphams Corner Main Streets	96	4	77	16
Washington Gateway Main Streets	93	3	264	44
West Roxbury Main Streets	94	11	332	30
TOTALS		82	2,369	362

OBD Partners with NonProfits: Program Year 2014 Awards 7/1/14 to 6/30/15

Project Name	Neighborhood	Project Scope	Funds Awarded
Asian American Civic Association	Boston Central - Chinatown	These funds will be used to replace soiled and worn out carpet with interlocking vinyl wood planking in the ground floor lobby, reception area, corridors, and conference room on the fifth floor.	\$ 20,000
Asian Task Force Against Domestic Violence	Boston Central	These funds will be used to repair and replace rotted and missing wood siding and trim throughout the exterior of Asian Task Force Against Domestic Violence emergency Shelter.	\$ 20,000
Boys & Girls Clubs Charlestown	Charlestown	These funds will be used for masonry repair to exterior deteriorated brick, stone and cement at the Charlestown Club	\$ 20,000
Boys & Girls Clubs of Dorchester	Dorchester	These funds will be used for ramp installation for ADA access, install electronic door, lighting, exterior surveillance camera. Bathroom fixtures adjustments for ADA access	\$ 20,000
College Bound Dorchester	Dorchester	These funds will be used for renovations the classroom and computer lab on the third floor of 8 Samoset Street. The renovations will expand the space for additional classroom and computer lab. Work include electric, Computer hardware, walls , painting.	\$ 20,000
Elizabeth Stone House	Roxbury	These funds will be used to replace three sections of roof on Elizabeth Stone's transitional housing building located on the corner of Dimock and Notre Dame Streets in Roxbury.	\$ 20,000
Haley House	Boston Central	These funds will be used to repair and expand the heating, ventilation, and air conditioning (HVAC) system.	\$ 20,000
Hattie B. Cooper Community Center	Roxbury	These funds will be used to remove and replace the existing ceiling with a new code compliant one. Upgrades to exhaust fans and lighting for code and energy saving are also included.	\$ 20,000
Interim House	Dorchester	These funds will be used to replace carpets and subflooring in the kitchen and dining rooms and to replace the existing damaged fence outside.	\$ 14,000
Jeffries Point Child Care Center	East Boston	These funds will be used to remove current vinyl tiles, tearing up the plywood subflooring, installing concrete subflooring, installing new VCT tile over new subfloor and removing all of the debris from the site.	\$ 20,000
New England Center for Arts & Technology~Culinary Arts Program	Boston Central - Downtown Crossing	These funds will be used to remove the carpet and stain and polish the underlying concrete.	\$ 15,000
Paige Company	Roxbury	These funds will be used to sand, scrape removal of chipped paint , carpentry repair of rotted wood. Prime and paint entire exterior including Trim. Located at 28 Highland Ave , Roxbury 02119	\$ 16,000
Paraclete, Inc.	South Boston	These funds will be used for repairs, upgrades and energy saving improvements related to plumbing and heating, food preparation areas and bathrooms.	\$ 15,000
Project Place	Boston Central	These funds will be used to install a backflow valve to the geothermal heating and cooling system.	\$ 13,000
St. Francis House	Boston Central	These funds will be used for showers and bathrooms. Renovations include new walls, new flooring, undated fixtures (toilets, stalls, sinks, accessories, lighting and hardware), interior plumbing and improved drainage.	\$ 20,000
St. Mary's Center for Women & Children	Dorchester	These funds will be used to replace 25 windows, Masonry repair to front stairwell, sealant replacement, water proofing and caulk	\$ 20,000
Urban League of Eastern Massachusetts	Roxbury	These funds will be used for repairing handicap ramp, repointing a portion of the building and repairing the ceiling in the women's bathroom.	\$ 20,000
VietAID	Dorchester	These funds will be used to replace old and damaged flooring.	\$ 15,000
Wesley Child Care Center	Dorchester	These funds will be used for emergency repairs to childrens bathrooms.	\$ 4,000
West End House	Allston	These funds will be used to upgrade elevator which will improve handicapped accessibility	\$ 20,000
Work, Inc.	Dorchester	These funds will be used to replace 21 windows with new highly efficient windows at 25 Beach Street, Dorchester.	\$ 20,000
			\$ 372,000

ReStore Design - Program Year 2014 7/1/14 to 6/30/15

Project	Neighborhood	Project Scope	Funds Awarded
Anita Kurl Design	South End	These funds will be used for graphic design of signage, window graphics and branding for a hair salon.	\$ 4,000
Ashlee Trust Architecture and Graphic Design 2	Mattapan	Architectural Designs for facade improvement for commercial building and graphic design.	\$ 12,000
Boston Auto Tech Design	Dorchester - Fields Corner	Conceptual design assistance for some sketches, but not complete architectural assistance. This will include identification of sign placement and signage guidelines. The goal is to develop sketches to utilize in the hiring and direction of a contractor...	\$ 6,000
Boston Home Shoppe Design	Roxbury - Dudley Square	These funds will be use for graphic design assistance for logo and branding for a Home Decor shop.	\$ 4,000
Bowdoin Geneva Makeover Design	Dorchester - Bowdoin / Geneva	These funds will be used for architectural and graphic design assistance for multi building/commercial block concept drawings and designs.	\$ 12,000
Castillo Wine & Liquors Design	Roxbury - Dudley Square	These funds will used for architectural assistance for facade of building wine and liquor store.	\$ 12,000
Crown Pizza & Grille Design	Dorchester	These funds will be used for graphic design and architectural elevation drawings and construction drawings for exterior renovation for a restaurant.	\$ 12,000
Crystal Fruit Design	Jamaica Plain - Hyde/Jackson	These funds will be used to design a new logo and signage for business for a food and beverage store..	\$ 4,000
Da Mat Laundry Service phase 2 Design	Dorchester - Four Corners	Provide design services, including graphic design services for 80-90 Glenway Street, for renovation of the facade housing three existing local retail and services businesses, and graphic design assistance to a laundromat, barbershop, and convenience stor...	\$ 13,058
Greater Grove Hall Makeover Design	Dorchester - Grove Hall	These funds will be used for architectural and graphic design assistance for multi building/commercial block concept drawings and designs.	\$ 12,000
J & P Cleaners Design	Jamaica Plain - Hyde/Jackson	Graphic design of new logo and signage for new business for a cleaners.	\$ 4,000
P & R Restaurant and Ice Cream Parlor Design	Roxbury - Dudley Square	Graphic design and logo design assistance for signage and branding for a restaurant.	\$ 4,000
Pimentel Market Design	Jamaica Plain - Hyde/Jackson	Design assistance creating a logo and drawings of awnings.	\$ 4,000
Simon's Seafood & Deli Design	Roxbury - Dudley Square	The funds will be used for graphic design for logo and branding for a fish market.	\$ 2,500
TMK, LLC - Design	Dorchester - St. Mark's	Color rendering of the building's elevation focusing on the corner dry cleaning business with the intent of carrying the design throughout the exterior facade. The rendering should call out the buildings architecture.	\$ 12,000
			\$ 117,558

On-Site OBD Business Technical Assistance: Program Year 2014: 7/1/14 to 6/30/15			
Business Name	Neighborhood	Scope of Work	Funding Award
Abbotts Frozen Custard	Brighton	In-depth business operations consulting for frozen custard business in Brighton.	\$2,750.00
Anita Kurl	South End	Customer experience consulting for salon in the South End.	\$3,500.00
Artango Dance School	Brighton	In-depth business operations consulting for a dance studio in Brighton.	\$2,750.00
Atlantic Travel Agency & Tours	Jamaica Plain - Hyde/Jackson	1 on 1 business coaching and mentorship for travel services business in Jamaica Plain.	\$5,500.00
Aurum	Jamaica Plain - Hyde/Jackson	One-on-one financial coaching for restaurant in Jamaica Plain.	\$3,500.00
Bark Place	South End	In-depth business operations consulting for pet care business in the South End.	\$2,875.00
Beauty Line	Dorchester	In-depth business consulting and customer experience consulting for accessories store in St. Mark's Area Dorchester.	\$2,750.00
Birch St. House & Garden	Roslindale	In-depth business consulting and customer experience consulting for gift shop in Roslindale.	\$2,750.00
Boston Home Shoppe	Roxbury - Dudley Square	On-Site customer experience and marketing consulting for retail store in Dudley, Roxbury.	\$3,500.00
Brighton Lock Shop	Brighton	1 on 1 Customer experience and marketing consulting for hardware store in Brighton.	\$3,500.00
Brighton Pharmacy	Brighton	In-depth business operations consulting for pharmacy in Brighton.	\$2,750.00
Chop Chop Meat Market	Hyde Park	In-depth business operations consulting for a local convenience store/meat market.	\$2,750.00
Cleary Square Eyecare	Hyde Park	In-depth business operations consulting for eyecare business in Hyde Park.	\$2,750.00
Crawford Drug	Dorchester - St. Mark's	In-depth business operations consulting for pharmacy in Dorchester.	\$2,750.00
Deluxe Postal Center	-	One-on-one in-depth business operations consulting for shipping services/office supply business in Dorchester.	\$2,875.00
Dress With Confidence	Hyde Park	In-depth business operations consulting for dress store in Hyde Park.	\$2,750.00
El Chavo Mexican Products	Roslindale	On-site in-depth business consulting for a Mexican restaurant in Roslindale.	\$2,750.00
Epiphany Salon TA	West Roxbury	In-depth business operations consulting to improve business systems, branding and identity and overall marketing strategy for a salon.	\$2,750.00
Final Touch Barbershop	Dorchester - St. Mark's	One-on-one customer experience and marketing consulting for barbershop in Dorchester.	\$3,500.00
Fire Code Design	Roxbury - Dudley Square	In-depth business operations consulting for fire safety business in Dudley Square, Roxbury.	\$2,750.00
Furniture Living & Decor	Dorchester - Uphams Corner	In depth Business operations consulting for furniture store.	\$0.00
General Shoe & Luggage Repair	West Roxbury	One-on-one in-depth customer experience and marketing consulting for shoe and luggage repair in West Roxbury.	\$3,500.00
Hair Garden Salon	Brighton	1 on 1 Customer experience and marketing consulting for hair salon in Brighton.	\$3,500.00
Hatched	Jamaica Plain - JP Centre/South	One-on-one customer experience and marketing consulting for children's clothing and accessories store.	\$3,500.00

Business Name	Neighborhood	Scope of Work	Funding Award
JV Kitchen/Sea Breeze	Dorchester - St. Mark's	In-depth business operations consulting for a restaurant in Dorchester.	\$2,750.00
Kitchen Central	Roslindale	One-on-one business coaching and mentorship for kitchen store in Roslindale.	\$5,500.00
Lindzey's	Roxbury - Dudley Square	1 on 1 in-depth business operations consulting for accessories shop in Dudley.	\$2,875.00
Lulu's Sweet Shoppe	Boston Central - North End	One-on-one customer experience and marketing consulting for candy shop/baked goods shop.	\$3,500.00
Maria's Salon	Hyde Park	On-site marketing and customer experience consulting assistance for hair salon in Hyde Park.	\$3,500.00
Mario's Party Company	Dorchester - Uphams Corner	One -on One Business Coaching & Mentorship	\$2,000.00
Mi Casa Tu Casa	Dorchester	In-depth business operations consulting for sit-down and take-out restaurant, customer experience and engagement, branding and identity, marketing tools and strategy, and financial management.	\$2,750.00
On the Hill Fitness	Roxbury - Mission Hill	In-depth business operations consulting to address operational proficiency and marketing and branding a gym.	\$2,750.00
Peak Performance Chiropractic Rehabilitation	Jamaica Plain - Hyde/Jackson	In-depth business operations consulting, including market analysis and development of marketing and branding strategy and HR management for chiropractic and rehabilitation center.	\$2,750.00
Redgine's Botanical Spirits Personal Care	Roslindale	In-depth business operations consulting for personal products store in Roslindale.	\$2,875.00
Reyna Services	Jamaica Plain - Hyde/Jackson	In-depth business operations consulting for accounting firm serving small businesses and individuals.	\$2,750.00
Sally's Hair Care & Spa	Mattapan	On-site customer experience and marketing consulting for hair salon in Mattapan.	\$3,500.00
Shanti Taste of India	Dorchester - Savin Hill	In-depth business operations consulting for restaurant in Dorchester.	\$2,750.00
Simon's Seafood & Deli	Roxbury - Dudley Square	One-on-one business coaching and mentorship for seafood restaurant in Dudley Square.	\$5,000.00
Stephanie Cave Design Studio	Jamaica Plain - JP Centre/South	Business coaching and mentorship for accessories business in Jamaica Plain.	\$5,500.00
Sydney Janey Design	Roxbury	One-on-one business coaching and mentorship for graphic designer in Roxbury.	\$4,900.00
Tails	Jamaica Plain - Hyde/Jackson	In-depth business operations consulting for pet supply store/dog grooming business.	\$2,750.00
The Perfume Corner	Hyde Park	Customer experience and marketing consulting for perfume shop interested in engaging new customer base given recent move to a new neighborhood.	\$3,500.00
Timelines Unisex Barbershop	-	Financial coaching for barbershop in Dorchester.	\$3,500.00
Top It Off	West Roxbury	One-on-one business coaching and mentorship for accessory business in West Roxbury.	\$4,900.00
Tremendous Maid	Jamaica Plain - Hyde/Jackson	In-depth business operations consulting for cleaning company in Jamaica Plain.	\$2,750.00
Ultra Beauty Salon	Jamaica Plain - Hyde/Jackson	Business mentorship and coaching for hair salon in Jamaica Plain.	\$5,500.00

Business Name	Neighborhood	Scope of Work	Funding Award
Unique Cuts	Mattapan	In-depth business operations consulting for hair salon/barbershop located in Dorchester, MA 02124 (Lower Mills), and their 2nd location on River Street , Mattapan, MA 02126.	\$2,750.00
Upscale Unisex Hair Salon	Roxbury - Dudley Square	Customer experience and marketing consulting for hair salon in Dudley Square.	\$3,500.00
Wicked Sharp Ski & Sports	West Roxbury	In-depth business operations consulting and customer experience consulting for ski shop in West Roxbury.	\$2,750.00
WY Barbershop and Salon	Hyde Park	In-depth business operations consulting for hair salon in Hyde Park.	\$2,875.00
		TOTAL	\$162,675.00

SECTION

C

ESG CAPER Subrecipients: Program Year 2014		
Provider	Contract Amount	ESG Component
Bay Cove, Inc./TPP	\$35,951	Homelessness Prevention
BMC Boston Medical Ctr.	\$25,000	Homelessness Prevention
Hearth, Inc	\$39,550	Homelessness Prevention
HomeStart, Inc.-HP	\$98,870	Homelessness Prevention
HomeStart, Inc.-RRH	\$78,152	Rapid Re-Housing
Project Place	\$26,498	Emergency Shelter
JRI, Inc.	\$36,290	Homelessness Prevention
MCH, Inc	\$38,295	Homelessness Prevention
JAS	\$54,448	Homelessness Prevention
NECHV	\$97,270	Rapid Re-Housing
Pine Street Inn	\$247,550	Rapid Re-Housing
Pine Street Inn-St.	\$137,500	Street Outreach
Project Hope	\$89,378	Homelessness Prevention
Project Hope	\$49,935	Rapid Re-Housing
Span	\$36,346	Homelessness Prevention
FAB	\$174,000	Rapid Re-Housing
TOTAL	\$1,265,033	

Awards – CHDO Operating Funds for PY 2014

	CHDO	7/1/14-6/30/15
1	Allston Brighton CDC	\$ 15,620
2	Asian CDC	\$ 12,297
3	Codman Square NDC	\$ 14,670
4	Dorchester Bay EDC	\$ 14,670
5	East Boston CDC	\$ 11,980
6	Jamaica Plain NDC	\$ 13,720
7	Madison Park	\$ 14,038
8	Mission Hill NHS	\$ 14,515
9	Nuestra Comunidad	\$ 14,354
10	NOAH	\$ 11,347
11	South Boston NDC	\$ 14,987
12	Southwest Boston CDC	\$ 15,305
13	Urban Edge	\$ 14,038
14	Viet Aid	\$ 12,772
	TOTAL	\$ 194,308

HQS HOUSING INSPECTION

Program Year 2014: July 1, 2014 - June 30, 2015

IDIS	PROJECT	INSPECT	ADDRESS	NEIGHBORHOOD
7	Father Martin Cooperative	4	266-294 Bolton Street	South Boston
90	Taylor Market	3	365 West Broadway	South Boston
3945	Warren Avenue Apartments	4	25, 31-37, 51 Warren Ave.	South End
5519	Villa Michelangelo	10	1 Michelangelo St.	Boston
5817	Dudley Terrace	9	2-12 Dudley Terrace	Dorchester
6894	Ruggles Street	4	25 Ruggles Street	Roxbury
7523	430-436 Dudley Street	2	430 Dudley Street	Roxbury
9187	Dartmouth Hotel	4	144 Dudley Street	Roxbury
10288	Interfaith Apartments	3	282 Columbus Ave.	South End
10334	Harvard Commons	20	451 Harvard Street	Dorchester
10791	Mishawum Assisted Living	4	9 West School Street	Charlestown
13049	Ashmont T Housing	4	1900 Dorchester Ave.	Dorchester
14475	Dudley Village South	2	571. 600-610, 630 Dudley Street	Roxbury
15124	302 Eustis Street	2	302 Eustis Street	Roxbury
15734	Mount Pleasant Home	3	301 South Huntington Ave.	Jamaica Plain
15824	Neponset Fields Elderly	8	29 Neponset Field Lane	Hyde Park
15841	JP Apartments	3	3294-3296 Washington Street	Jamaica Plain
16417	Hearth at Olmsted	4	2 Kingbird Road	Dorchester
16574	Hong Lok Eldery Housing	50	11-31 Essex Street	Boston
16601	225 Centre Street	35	225 Center Street	Jamaica Plain
16615	Olmsted Green Phase 3	11	American Legion Hwy	Mattapan
17413	LBB Apartments	4	102-112 Talbot Ave.	Roxbury
TOTAL		193		

SECTION

D

DND / Neighborhood Housing Development Projects Completed: Program Year 2014 7/1/14 to 6/30/15

Project	Total No of Units	Unrestricted Market	Rental	Total DND \$ Committed	DND Commitment Source	Total Development Cost	Completed Date	Neighborhood
Washington Park	96	0	96	\$ 985,000	HOME	\$ 25,966,420	3/27/2015	Roxbury
Kittredge House	5	3	5	\$ 150,000	Other / LTW	\$ 3,974,752	8/28/2014	Roxbury
109 Mt. Pleasant Avenue	8	0	8	\$ 1,260,000	LTW	\$ 3,559,430	10/17/2014	Roxbury
Spencer House II-202 / 419 Walnut	37		37	\$ 1,500,000	CDBG	\$ 10,698,300	8/25/2015	Roxbury
Dudley Greenville	43	0	43	\$ 1,750,000	HOME + NHT	\$ 21,166,559	8/5/2014	Roxbury
TOTAL	189	3	189	\$ 5,645,000		\$ 65,365,461		

DND / Neighborhood Housing Development In Construction: Program Year 2014 7/1/14 to 6/30/15								
Project	Neighborhood	Total Units	Unrestricted Market	Rental	Own	Total \$ Committed	Total Development Cost	Construction Start
Cortes Two	Central	41	1	41	0	\$ -	\$ 9,625,214	1/5/2015
RTH Rental	Jamaica Plain	60		60	0	\$ 1,750,000	\$ 24,875,158	2/27/2015
RTH HomeOwnership	Jamaica Plain	85	42	0	85	\$ 1,750,000	\$ 37,251,261	2/26/2015
Wayne at Columbia	Dorchester	83		83	0	\$ 900,000	\$ 31,504,859	11/20/2014
Harrison Tower	South End	102	26	102		\$ 750,000	\$ 35,365,747	1/12/2015
14-16 North Avenue	Roxbury	1			1	\$ 75,000	\$ 370,348	8/27/2014
PATRIOT HOMES formerly The South Boston Police Station	South Boston	24		24	0	\$ 2,030,019	\$ 12,890,581	3/16/2015
Gleason Street MIHI Package 1	Roxbury	4	4	2	2	\$ -	\$ 900,000	8/29/2014
Oxford Ping On	Central	67	1	67	0	\$ 1,305,000	\$ 26,718,790	11/3/2014
17 Court - The New England Center for Homeless Veterans	Central	37		37	0	\$ -	\$ 24,218,163	5/4/2015
St. Mary's Permanent Housing	Dorchester	12		12		\$ 1,000,000	\$ 3,500,000	3/9/2015
Bridgeview Center	Charlestown	61		61	0	\$ 1,000,000	\$ 21,523,271	1/20/2015
Callendar Street MIHI - Pkg 3	Mattapan	4	2	2	2	\$ -	\$ 978,215	5/30/2015
RMSC Family House Shelter 2012	Roxbury	8		8	0	\$ -	\$ 1,636,114	10/9/2014
Four Corners Upper Washington	Dorchester	35		35	0	\$ 1,000,000	\$ 15,218,490	12/9/2014
Walnut Avenue Apartments	Roxbury	31		31	0	\$ 1,265,000	\$ 10,688,400	10/15/2014
TOTALS		655	76	565	90	\$ 12,825,019	\$ 257,264,611	

SECTION

E

PR06 - Summary of Consolidated Plan Projects - PY14

IDIS Project	Project Title and Description	Program	Project Estimate	Committed Amount	Amount Drawn Thru Report Year	Amount Available to Draw	Amount Drawn in Report Year
1	Existing Homeowner Rehabilitation	CDBG	\$ 4,557,618	\$ 4,516,236	\$ 2,841,988	\$ 1,674,248	\$ 2,841,988
2	Reserved	CDBG		\$ -	\$ -	\$ -	\$ -
3	Homebuyer Financial Assistance	CDBG	\$ 809,823	\$ 587,337	\$ 366,499	\$ 220,838	\$ 366,499
4	Homebuyer Technical Assistance	CDBG	\$ 935,900	\$ 703,231	\$ 532,645	\$ 170,586	\$ 532,645
5	Rental Housing Preservation	CDBG	\$ 1,560,172	\$ 1,413,832	\$ 567,789	\$ 846,043	\$ 567,789
5	Rental Housing Preservation	HOME	\$ 500,000	\$ 425,019	\$ 403,768	\$ 21,251	\$ 403,768
6	Housing Production	CDBG	\$ 1,136,556	\$ 1,031,106	\$ 732,799	\$ 298,307	\$ 732,799
6	Housing Production	HOME	\$ 3,439,105	\$ 2,000,000	\$ -	\$ 2,000,000	\$ -
7	Lead Paint Abatement	CDBG	\$ 433,609	\$ 438,517	\$ 98,330	\$ 340,186	\$ 98,330
8	CHDO Operating Assistance	HOME	\$ 212,373	\$ 204,249	\$ 128,780	\$ 75,469	\$ 128,780
10	Reserved	CDBG		\$ -	\$ -	\$ -	\$ -
11	Tenants-At-Risk (CEDAC)	CDBG	\$ 166,651	\$ 193,416	\$ 125,566	\$ 67,850	\$ 125,566
12	Homeless and Supportive Housing	CDBG	\$ 672,700	\$ 550,509	\$ 494,388	\$ 56,121	\$ 494,388
13	Supportive Housing for Persons with AIDS	HOPWA	\$ 2,715,215	\$ 2,095,231	\$ 1,303,961	\$ 791,271	\$ 1,303,961
14	Grassroots	CDBG	\$ 567,099	\$ 137,884	\$ 107,306	\$ 30,578	\$ 107,306
15	Main Streets	CDBG	\$ 1,608,333	\$ 1,542,134	\$ 1,315,987	\$ 226,147	\$ 1,314,987
16	ReStore	CDBG	\$ 1,128,725	\$ 869,839	\$ 625,079	\$ 244,760	\$ 625,079
17	Commercial Real Estate Development	CDBG	\$ 498,767	\$ 144,654	\$ 59,237	\$ 85,417	\$ 59,237
18	Business Technical Assistance	CDBG	\$ 930,700	\$ 771,282	\$ 347,855	\$ 423,427	\$ 347,855
19	Reserved	CDBG		\$ -	\$ -	\$ -	\$ -
20	Partners With Non-Profits	CDBG	\$ 586,300	\$ 516,752	\$ 132,528	\$ 384,224	\$ 132,528
21	Reserved	CDBG		\$ -	\$ -	\$ -	\$ -
22	Property Disposition	CDBG	\$ 40,000	\$ 40,000	\$ 8,395	\$ 31,605	\$ 8,395
23	Brownfields Environmental Abatement	CDBG	\$ 556,737	\$ 438,319	\$ 167,129	\$ 271,190	\$ 167,129
24	Property Management	CDBG	\$ 312,880	\$ 123,825	\$ 55,860	\$ 67,965	\$ 55,860
25	Demolition	CDBG	\$ 738,974	\$ 204,247	\$ 57,195	\$ 147,052	\$ 57,195
26	Reserved	CDBG		\$ -	\$ -	\$ -	\$ -
27	Human Services (JCS)	CDBG	\$ 2,709,918	\$ 2,909,385	\$ 2,055,564	\$ 853,821	\$ 2,055,564
28	Policy Development & Research	CDBG	\$ 352,930	\$ 316,756	\$ 298,385	\$ 18,370	\$ 298,385
29	Administration	CDBG	\$ 3,330,386	\$ 3,338,636	\$ 2,630,350	\$ 708,286	\$ 2,630,350
29	Administration	HOME	\$ 447,425	\$ 884,855	\$ 441,282	\$ 443,573	\$ 441,282
30	Reserved	CDBG		\$ -	\$ -	\$ -	\$ -
31	Fair Housing	CDBG	\$ 531,472	\$ 612,544	\$ 365,688	\$ 246,856	\$ 365,688
32	Reserved	CDBG		\$ -	\$ -	\$ -	\$ -
33	Reserved	CDBG		\$ -	\$ -	\$ -	\$ -
34	Emergency Solutions Grant (ESG)	HESG	\$ 1,460,989	\$ 1,367,603	\$ 1,001,535	\$ 366,068	\$ 1,001,535

\$ 32,941,357 \$ 28,377,397 \$ 17,265,887 \$ 11,111,510 \$ 17,264,887

	Project Estimate	Committed Amount	Amount Drawn Thru Report Year	Amount Available to Draw	Amount Drawn in Report Year
CDBG TOTAL	\$ 24,166,250	\$ 21,400,440	\$ 13,986,562	\$ 7,413,877	\$ 13,985,562
HOME TOTAL	\$ 4,598,903	\$ 3,514,123	\$ 973,830	\$ 2,540,293	\$ 973,830
ESG TOTAL	\$ 1,460,989	\$ 1,367,603	\$ 1,001,535	\$ 366,068	\$ 1,001,535
HOPWA TOTAL	\$ 2,715,215	\$ 2,095,231	\$ 1,303,961	\$ 791,271	\$ 1,303,961
	\$ 32,941,357	\$ 28,377,397	\$ 17,265,887	\$ 11,111,510	\$ 17,264,887



Office of Community Planning and Development
U.S. Department of Housing and Urban Development
Integrated Disbursement and Information System
PR26 - CDBG Financial Summary Report
Program Year 2014
BOSTON, MA

DATE: 09-03-15
TIME: 16:04
PAGE: 1

PART I: SUMMARY OF CDBG RESOURCES

01 UNEXPENDED CDBG FUNDS AT END OF PREVIOUS PROGRAM YEAR	17,523,214.56
02 ENTITLEMENT GRANT	16,390,443.00
03 SURPLUS URBAN RENEWAL	0.00
04 SECTION 108 GUARANTEED LOAN FUNDS	0.00
05 CURRENT YEAR PROGRAM INCOME	4,570,314.75
05a CURRENT YEAR SECTION 108 PROGRAM INCOME (FOR SI TYPE)	0.00
06 RETURNS	0.00
07 ADJUSTMENT TO COMPUTE TOTAL AVAILABLE	3,026,952.88
08 TOTAL AVAILABLE (SUM, LINES 01-07)	41,510,925.19

PART II: SUMMARY OF CDBG EXPENDITURES

09 DISBURSEMENTS OTHER THAN SECTION 108 REPAYMENTS AND PLANNING/ADMINISTRATION	13,850,638.95
10 ADJUSTMENT TO COMPUTE TOTAL AMOUNT SUBJECT TO LOW/MOD BENEFIT	0.00
11 AMOUNT SUBJECT TO LOW/MOD BENEFIT (LINE 09 + LINE 10)	13,850,638.95
12 DISBURSED IN IDIS FOR PLANNING/ADMINISTRATION	4,520,047.01
13 DISBURSED IN IDIS FOR SECTION 108 REPAYMENTS	0.00
14 ADJUSTMENT TO COMPUTE TOTAL EXPENDITURES	(495,618.51)
15 TOTAL EXPENDITURES (SUM, LINES 11-14)	17,875,067.45
16 UNEXPENDED BALANCE (LINE 08 - LINE 15)	23,635,857.74

PART III: LOWMOD BENEFIT THIS REPORTING PERIOD

17 EXPENDED FOR LOW/MOD HOUSING IN SPECIAL AREAS	0.00
18 EXPENDED FOR LOW/MOD MULTI-UNIT HOUSING	2,851,311.63
19 DISBURSED FOR OTHER LOW/MOD ACTIVITIES	10,373,345.92
20 ADJUSTMENT TO COMPUTE TOTAL LOW/MOD CREDIT	0.00
21 TOTAL LOW/MOD CREDIT (SUM, LINES 17-20)	13,224,657.55
22 PERCENT LOW/MOD CREDIT (LINE 21/LINE 11)	95.48%

LOW/MOD BENEFIT FOR MULTI-YEAR CERTIFICATIONS

23 PROGRAM YEARS(PY) COVERED IN CERTIFICATION	PY: PY: PY:
24 CUMULATIVE NET EXPENDITURES SUBJECT TO LOW/MOD BENEFIT CALCULATION	0.00
25 CUMULATIVE EXPENDITURES BENEFITING LOW/MOD PERSONS	0.00
26 PERCENT BENEFIT TO LOW/MOD PERSONS (LINE 25/LINE 24)	0.00%

PART IV: PUBLIC SERVICE (PS) CAP CALCULATIONS

27 DISBURSED IN IDIS FOR PUBLIC SERVICES	
28 PS UNLIQUIDATED OBLIGATIONS AT END OF CURRENT PROGRAM YEAR	
29 PS UNLIQUIDATED OBLIGATIONS AT END OF PREVIOUS PROGRAM YEAR	
30 ADJUSTMENT TO COMPUTE TOTAL PS OBLIGATIONS	SEE
31 TOTAL PS OBLIGATIONS (LINE 27 + LINE 28 - LINE 29 + LINE 30)	
32 ENTITLEMENT GRANT	ATTACHED
33 PRIOR YEAR PROGRAM INCOME	
34 ADJUSTMENT TO COMPUTE TOTAL SUBJECT TO PS CAP	SCHEDULE
35 TOTAL SUBJECT TO PS CAP (SUM, LINES 32-34)	
36 PERCENT FUNDS OBLIGATED FOR PS ACTIVITIES (LINE 31/LINE 35)	

PART V: PLANNING AND ADMINISTRATION (PA) CAP

37 DISBURSED IN IDIS FOR PLANNING/ADMINISTRATION	4,520,047.01
38 PA UNLIQUIDATED OBLIGATIONS AT END OF CURRENT PROGRAM YEAR	89,844.22
39 PA UNLIQUIDATED OBLIGATIONS AT END OF PREVIOUS PROGRAM YEAR	109,461.68
40 ADJUSTMENT TO COMPUTE TOTAL PA OBLIGATIONS	(404,109.45)
41 TOTAL PA OBLIGATIONS (LINE 37 + LINE 38 - LINE 39 +LINE 40)	4,096,320.10
42 ENTITLEMENT GRANT	16,390,443.00
43 CURRENT YEAR PROGRAM INCOME	4,570,314.75
44 ADJUSTMENT TO COMPUTE TOTAL SUBJECT TO PA CAP	3,026,952.88
45 TOTAL SUBJECT TO PA CAP (SUM, LINES 42-44)	23,987,710.63
46 PERCENT FUNDS OBLIGATED FOR PA ACTIVITIES (LINE 41/LINE 45)	17.08%

Part IV: Public Service (PS) Cap Calculation

Public Service Funds Obligated In FY 1983		4,190,220.00
15% of Prior Years Program Income	4,521,355.22	
	X15%	<u>678,203.28</u>
PS Cap		4,868,423.28
Total PS Obligations (see attached)		<u>4,384,186.37</u>
Amount of PS Obligations over (under) Cap		(484,236.91)

Line 14: Adjustment to Compute Total Expenditures
 Line 40: Adjustment to Compute Total PA Obligations

Transfer of Choice payroll & fringe to CDBG
 Included in FY 2014 (PY 2013) CAPER, need to reverse in FY2015 (PY2014) CAPER

	Total Exps Line 14	Admin Exps Line 40
July 2013	58,436.70	35,179.18
August 2013	59,401.44	35,555.43
September 2013	60,504.83	36,726.24
October 2013	21,746.74	16,077.14
November 2013	62,540.85	47,583.51
December 2013	34,064.94	34,064.94
January 2014	43,158.20	43,158.20
March 2014	57,515.91	57,515.91
Total	397,369.61	305,860.55

			3029
Payroll	319,943.33	51001	246,264.53
Health Ins 13.75%	43,992.21	51401	33,861.37
Pension 9.00%	28,794.90	51501	22,163.81
Medicare 1.45%	4,639.18	51901	3,570.84
	(397,369.61)		(305,860.55)
To: DNDC14001 From: DNDG12001			

Transfer FY 15 Chargebacks made in error to CDBG

	(98,248.90)	(98,248.90)
Grand Total	(495,618.51)	(404,109.45)

Line 7: Adjustment to Compute Total Available
Line 44: Adjustment to Compute Total Subject to PA Cap

Total Section 108 Loan repayments received in Program Year 2014 (City FY 2015)

See Attached schedule	3,026,952.88
-----------------------	--------------



BOSTON

Count of CDBG Activities with Disbursements by Activity Group & Matrix Code

Activity Group	Activity Category	Open Count	Disbursed	Count	Activities	Count	Disbursed
Acquisition	Clearance and Demolition (04)	2	\$57,195.19	6	\$57,706.76	8	\$114,901.95
	Cleanup of Contaminated Sites (04A)	3	\$132,508.24	14	\$94,789.31	17	\$227,297.55
	Relocation (08)	0	\$0.00	1	\$5,607.70	1	\$5,607.70
	Total Acquisition	5	\$189,703.43	21	\$158,103.77	26	\$247,807.20
	Rehab; Publicly or Privately-Owned	10	\$30,875.00	62	\$480,322.12	72	\$511,197.12
Economic Development	ED Direct Financial Assistance to For-	3	\$614,928.04	3	\$69,006.26	6	\$683,934.30
	ED Technical Assistance (18B)	34	\$661,809.41	38	\$1,250,172.69	72	\$1,911,982.10
	Total Economic Development	47	\$1,307,612.45	103	\$1,799,501.07	150	\$3,107,113.52
	Direct Homeownership Assistance (13)	4	\$233,116.66	25	\$177,573.03	29	\$410,689.69
	Rehab; Single-Unit Residential (14A)	21	\$1,160,082.94	45	\$654,730.92	66	\$1,814,813.86
Housing	Rehab; Multi-Unit Residential (14B)	24	\$1,863,230.06	41	\$988,081.57	65	\$2,851,311.63
	Rehabilitation Administration (14H)	0	\$0.00	2	\$64,494.97	2	\$64,494.97
	Lead-Based/Lead Hazard Test/Abate	1	\$97,160.31	1	\$13,336.98	2	\$110,497.29
	CDBG Operation and Repair of	1	\$8,395.00	0	\$0.00	1	\$8,395.00
	Total Housing	51	\$3,361,984.97	114	\$1,898,217.47	165	\$5,260,202.44
Public Facilities and Improvements	Public Facilities and Improvement	1	\$21,766.28	3	\$5,715.83	4	\$27,482.11
	Handicapped Centers (03B)	1	\$0.00	0	\$0.00	1	\$0.00
	Homeless Facilities (not operating	5	\$0.00	3	\$28,000.00	8	\$28,000.00
	Youth Centers (03D)	2	\$0.00	2	\$9,932.44	4	\$9,932.44
	Neighborhood Facilities (03E)	10	\$132,528.03	13	\$113,344.91	23	\$245,872.94
	Parks, Recreational Facilities (03F)	1	\$9,048.50	3	\$90,223.00	4	\$99,271.50
	Child Care Centers (03M)	2	\$0.00	1	\$6,000.00	3	\$6,000.00
	Health Facilities (03P)	0	\$0.00	1	\$10,000.00	1	\$10,000.00
	Abused and Neglected Children	0	\$0.00	1	\$15,000.00	1	\$15,000.00
	Total Public Facilities and	22	\$163,342.81	27	\$278,216.18	49	\$441,558.99
Public Services	Public Services (General) (05)	22	\$1,640,374.09	88	\$1,760,471.16	110	\$3,400,845.25
	Senior Services (05A)	1	\$17,638.26	14	\$194,125.97	15	\$211,764.23
	Handicapped Services (05B)	0	\$0.00	8	\$130,858.83	8	\$130,858.83
	Youth Services (05D)	2	\$46,332.78	21	\$260,032.27	23	\$306,365.05
	Battered and Abused Spouses (05G)	0	\$0.00	3	\$46,529.60	3	\$46,529.60
	Employment Training (05H)	3	\$69,029.49	9	\$150,302.79	12	\$219,332.28
	Tenant/Landlord Counseling (05K)	1	\$200,509.23	1	\$0.00	2	\$200,509.23
General Administration and Planning	Child Care Services (05L)	1	\$22,854.25	9	\$77,279.54	10	\$100,133.79
	Total Public Services	30	\$1,996,738.10	153	\$2,619,600.16	183	\$4,616,338.26
	Planning (20)	0	\$0.00	1	\$27,796.17	1	\$27,796.17
General Administration and Planning	General Program Administration (21A)	10	\$2,942,008.73	15	\$1,497,556.32	25	\$4,439,565.05

Fair Housing Activities (subject to 20%	1	\$49,215.57	1	\$3,470.22	2	\$52,685.79
Total General Administration and Interim Assistance (06)	11	\$2,991,224.30	17	\$1,528,822.71	28	\$4,520,047.01
CDBG Non-profit Organization Capacity	1	\$1,735.00	10	\$37,600.00	11	\$39,335.00
Unprogrammed Funds (22)	0	\$0.00	2	\$38,283.54	2	\$38,283.54
Total Other	1	\$0.00	0	\$0.00	1	\$0.00
Grand Total	2	\$1,735.00	12	\$75,883.54	14	\$77,618.54
	168	\$10,012,341.06	447	\$8,358,344.90	615	\$18,370,685.96

CDBG Sum of Actual Accomplishments by Activity Group and Accomplishment Type

Activity Group	Matrix Code	Accomplishment Type	Open Count	Completed Count	Totals
Acquisition	Cleanance and Demolition (04)	Housing Units	0	0	0
		Public Facilities	0	4	4
	Cleanup of Contaminated Sites (04A)	Public Facilities	1	53,601	53,602
		Business	0	0	0
		Persons	0	1	1
	Relocation (08)		0		
	Total Acquisition		1	53,606	53,607
	Rehab; Publicly or Privately-Owned	Business	90,435	935,636	1,026,071
	ED Direct Financial Assistance to For-Profits (18A)	Business	12,674	43,400	56,074
	ED Technical Assistance (18B)	Business	462,980	1,064,121	1,527,101
Economic Development	Total Economic Development		566,089	2,043,157	2,609,246
	Direct Homeownership Assistance (13)	Households	1	80	81
	Rehab; Single-Unit Residential (14A)	Housing Units	8	44	52
	Rehab; Multi-Unit Residential (14B)	Housing Units	3	48	51
	Rehabilitation Administration (14H)	Housing Units	0	0	0
		Organizations	0	1	1
		Housing Units	0	0	0
	Lead-Based/Lead Hazard Test/Abate (14I)	Housing Units	0	0	0
	CDBG Operation and Repair of Foreclosed Property	Housing Units	0	0	0
	Total Housing		12	173	185
Public Facilities and Improvements	Public Facilities and Improvement (General) (03)	Persons	0	0	0
		Public Facilities	0	47,423	47,423
	Handicapped Centers (03B)	Public Facilities	0	0	0
	Homeless Facilities (not operating costs) (03C)	Public Facilities	0	957	957
	Youth Centers (03D)	Public Facilities	0	203	203
	Neighborhood Facilities (03E)	Public Facilities	114,025	152,564	266,589
	Parks, Recreational Facilities (03F)	Public Facilities	9,702	35,490	45,192
	Child Care Centers (03M)	Public Facilities	0	56	56
	Health Facilities (03P)	Public Facilities	0	14,710	14,710
	Abused and Neglected Children Facilities (03Q)	Public Facilities	0	1,707	1,707
Public Services	Total Public Facilities and Improvements		123,727	253,110	376,837
	Public Services (General) (05)	Persons	2,993	19,497	22,490
	Senior Services (05A)	Persons	0	2,481	2,481
	Handicapped Services (05B)	Persons	0	398	398
	Youth Services (05D)	Persons	220	2,850	3,070
	Battered and Abused Spouses (05G)	Persons	0	328	328
	Employment Training (05H)	Persons	385	1,138	1,523
	Tenant/Landlord Counseling (05K)	Persons	0	0	0

	Child Care Services (05L)	Persons	80	1,310	1,390
	Total Public Services		3,678	28,002	31,680
Other	Interim Assistance (06)	Persons	0	0	0
		Housing Units	0	0	0
		Public Facilities	0	37,416	37,416
		Organizations	0	33,324	33,324
	CDBG Non-profit Organization Capacity Building		0	70,740	70,740
Grand Total	Total Other		0	2,448,788	3,142,295

Housing-Non Housing	Race	CDBG Beneficiaries by Racial / Ethnic Category			
		Total Persons		Total Households	
		Persons	Total	Households	Persons
Housing	White	1	0	51	4
	Black/African American	0	0	107	0
	Asian	0	0	1	0
	Native Hawaiian/Other Pacific Islander	0	0	1	0
	Other multi-racial	0	0	26	12
	Total Housing	1	0	186	16
Non Housing	White	8,566	1,082	0	0
	Black/African American	12,128	238	0	0
	Asian	3,291	17	0	0
	American Indian/Alaskan Native	98	11	0	0
	Native Hawaiian/Other Pacific Islander	26	1	0	0
	American Indian/Alaskan Native & White	23	0	0	0
	Asian & White	48	0	0	0
	Black/African American & White	369	11	0	0
	Amer. Indian/Alaskan Native & Black/African	25	0	0	0
	Other multi-racial	11,166	5,121	0	0
	Total Non Housing	35,740	6,481	0	0
Grand Total	White	8,567	1,082	51	4
	Black/African American	12,128	238	107	0
	Asian	3,291	17	1	0
	American Indian/Alaskan Native	98	11	0	0
	Native Hawaiian/Other Pacific Islander	26	1	1	0
	American Indian/Alaskan Native & White	23	0	0	0
	Asian & White	48	0	0	0
	Black/African American & White	369	11	0	0
	Amer. Indian/Alaskan Native & Black/African	25	0	0	0
	Other multi-racial	11,166	5,121	26	12
	Total Grand Total	35,741	6,481	186	16

Housing	Income Levels	CDBG Beneficiaries by Income Category		
		Owner Occupied		Persons
		Renter Occupied	Persons	Persons
	Extremely Low (<=30%)	0	0	0
	Low (>30% and <=50%)	25	0	1
	Mod (>50% and <=80%)	64	0	0
	Total Low-Mod	89	0	1

Non Housing

Non Low-Mod (>80%)	0	0	0
Total Beneficiaries	89	0	1
Extremely Low (<=30%)	0	0	6,406
Low (>30% and <=50%)	0	0	2,523
Mod (>50% and <=80%)	0	0	2,158
Total Low-Mod	0	0	11,087
Non Low-Mod (>80%)	0	0	793
Total Beneficiaries	0	0	11,880



U.S. Department of Housing and Urban Development
Office of Community Planning and Development
Integrated Disbursement and Information System
HOME Summary of Accomplishments
Program Year: 2014

PR 23 -
HOME

BOSTON

Home Disbursements and Unit Completions

Activity Type

Disbursed Amount

Units Completed

Units Occupied

Rentals

\$1,355,340.43

134

134

Total, Rentals and TBRA

\$1,355,340.43

134

134

Grand Total

Home Unit Completions by Percent of Area Median Income

Activity Type

0% - 30%

31% - 50%

51% - 60%

Total 0% - 60%

Units Completed
Total 0% - 80%

Rentals

69

46

19

134

134

Total, Rentals and TBRA

69

46

19

134

134

Grand Total

Home Unit Reported As Vacant

Activity Type

Reported as Vacant

Rentals

0

Total, Rentals and TBRA

0

Grand Total

Home Unit Completions by Racial / Ethnic Category

Rentals

Units

Units

White

47

27

Black/African American

40

7

Asian

44

0

Other multi-racial

3

3

Total

134

37

Total, Rentals and TBRA

Grand Total

Units

Units

Units

Units

White

47

27

47

27

Black/African American

40

7

40

7

Asian

44

0

44

0

Other multi-racial

3

3

3

3

Total

134

37

134

37

Pgm Year	IDIS Act ID	Activity Name	Status	Target Area Name	Area Type	Matrix Code	Nti Obj	CDBG Funded	CDBG Drawn Amount
2014	18221	City Mission Society	Completed	Quincy Corridor Choice Neighborhood	Strategy area	05	LMC	\$25,000.00	\$25,000.00
	18234	America SCORES New England	Completed	Quincy Corridor Choice Neighborhood	Strategy area	05	LMC	\$29,700.00	\$29,700.00
	18235	Partners for Youth with Disabilities, Inc.	Completed	Quincy Corridor Choice Neighborhood	Strategy area	05B	LMC	\$34,999.95	\$34,999.95
	18238	Updham's Corner Health Committee, Inc.	Open	Quincy Corridor Choice Neighborhood	Strategy area	05	LMC	\$25,000.00	\$21,970.46
	18249	Congregacion Leon de Juda	Open	Quincy Corridor Choice Neighborhood	Strategy area	05D	LMC	\$25,000.00	\$25,000.00
	18250	Elizabeth Stone House, Inc.	Completed	Quincy Corridor Choice Neighborhood	Strategy area	05	LMC	\$25,000.00	\$25,000.00
	18257	Brookview House, Inc.	Completed	Quincy Corridor Choice Neighborhood	Strategy area	05D	LMC	\$25,000.00	\$25,000.00
	18287	Center for the Development of Teen Empowerment Programs, Inc.	Completed	Quincy Corridor Choice Neighborhood	Strategy area	05	LMC	\$25,000.00	\$25,000.00
	18318	Ecumenical Social Action Committee, Inc.	Open	Quincy Corridor Choice Neighborhood	Strategy area	05H	LMC	\$35,000.00	\$28,962.92
	18352	Massachusetts Alliance of Portuguese Speakers	Completed	Quincy Corridor Choice Neighborhood	Strategy area	05	LMC	\$35,000.00	\$35,000.00
Strategy area Total by Area Type									
									\$284,699.95
									\$275,633.33
2013	17768	Elizabeth Stone House, Inc.	Completed	Quincy Corridor Choice Neighborhood	Strategy area	05	LMC	\$25,000.00	\$25,000.00
	17778	Updham's Corner Health Committee, Inc.	Completed	Quincy Corridor Choice Neighborhood	Strategy area	05	LMC	\$25,000.00	\$25,000.00
	17780	Center for the Development of Teen Empowerment Programs, Inc.	Completed	Quincy Corridor Choice Neighborhood	Strategy area	05	LMC	\$25,000.00	\$25,000.00

17805	Massachusetts Alliance of Portuguese Speakers	Completed	Quincy Corridor Choice Neighborhood	Strategy area	05	LMC			\$35,000.00	\$35,000.00
17817	Ecumenical Social Action Committee, Inc	Completed	Quincy Corridor Choice Neighborhood	Strategy area	05H	LMC			\$35,000.00	\$35,000.00
17819	City Mission Society	Completed	Quincy Corridor Choice Neighborhood	Strategy area	05	LMC			\$25,000.00	\$25,000.00
17821	Congregacion Leon de Juda	Completed	Quincy Corridor Choice Neighborhood	Strategy area	05	LMC			\$25,000.00	\$25,000.00
17824	America SCORES New England	Completed	Quincy Corridor Choice Neighborhood	Strategy area	05L	LMC			\$29,700.00	\$29,700.00
17837	Partners for Youth with Disabilities, Inc	Completed	Quincy Corridor Choice Neighborhood	Strategy area	05B	LMC			\$35,000.00	\$35,000.00
17840	Brookview House, Inc.	Completed	Quincy Corridor Choice Neighborhood	Strategy area	05	LMC			\$25,000.00	\$25,000.00
				Strategy area	Total by Area Type				\$284,700.00	\$284,700.00
									\$284,700.00	\$284,700.00