

81 Mount Vernon Street
Boston, MA













THE
COASTAL
8000



Top frame designed with water-shed edge. Sash and frame completely double wool-pile insulated for maximum insulation. The sash is designed with ratchet-type stops to allow sash to be raised without holding handles in. Positive locking in closed position for maximum security, as well as a heavy-duty wind-bar, and a telescoping sill piece.

DESIGNED FOR
HOME AND
COMMERCIAL
USE

COASTAL 8000 SPECIFICATIONS

DESIGN - COMBINATION STORM AND SCREEN WINDOWS: The combination storm window with screen is designed with three full tracks where each of the two glass panels and one screen panel slide. Each of the three panels slide the full height of the window. Use of the screen panel in the upper or lower half of the opening. Position of screen is such that it will be exposed to weather only in the lower half of the opening when used for insect-free ventilation.

Design of the three-panel unit has "TILT ACTION" permitting easy removal from inside for washing glass or screen replacement. All inserts are self-storing in the master frame.

ALUMINUM MATERIALS: The master frame of the combination storm window is a tubular frame manufactured of extruded 6063-T5 aluminum alloy with a wall thickness range of .055 to .062. The glass and screen panel inserts are manufactured of extruded 6063-T5 aluminum alloy with a mean wall thickness of .055. All master frame dimensions are permitted a manufacturing tolerance of plus or minus 1/8". Extrusion tolerances are in accordance with those set down by the Aluminum Extruded Product of the Aluminum Association.

Corner reinforcement angles or gussets are a zinc casting Zamak. Coil springs are stainless steel.

Phillips or slotted head screws are self-tapping stainless steel except installation made in conjunction with wood where screws are aluminum.

HARDWARE: Hidden spring loaded slide bolts of zinc die casting Zamak material are provided as locking devices.

FINISH: The entire combination storm and screen window can be supplied in white or quaker bronze electrostatically baked-on enamel.

CONSTRUCTION: The master frame of the window is constructed butt-jointed at sill and header. Master frame is constructed with self-contained slots to receive 2 screws at each corner to pull section of frame in tight.

Master frame is constructed with intermediate stops along the side rails to permit controlled ventilation with glass panel inserts. Head section of master frame has a channel as part of frame so that the top glass insert fits into channel closed. Weep holes are provided in bottom track of the master frame to provide the draining of water. Additional weeps are also provided along the lower edge of the expanders attached to the bottom of the master frame. Corners of all glass insert panels shall be of butt-joint construction.

The 2 glass inserts shall be glazed with single or double strength type B glass and set in with marine vinyl glazing. The aluminum sash frame shall be held together with 4 stainless steel screws with pivot pins in top corners.

Screening shall be 18 x 16 mesh fiberglass wire held in the insert frame with a solid vinyl spline.

Each window has an aluminum extruded mullion attached by 4 stainless steel screws to the center of the master frame.

WEATHERSTRIPPING: All weatherstripping shall be poly or nylon fiber with double-pile side shield at head and sill jambs. Main frame jambs shall be full length double side shield. Meeting rail shall be double metal interlock with wool pile.

The screen inserts are of overlapping type with both sides and top weatherstripped to prevent insect entry.

Glass inserts when in closed position have a metal interlock at the meeting rail.


INSTALLATION: Attach as needed to suit construction.

Apply a uniform bead of caulking compound along jambs and head of blind stop and the master frame set there in. Screws are used on each side and along the top to secure the combination storm and screen window.


COLORS, COLORS, COLORS, COLORS

Don't miss out on COLOR! We also offer Powder-Coating on all Aluminum Storm products!


A few common colors are:



3009 Brick Red



7045 Grey




6002 Forest Green

*Colors are for reference only. Please consult color chart when ordering.



8022 Black



6020 Green



1014 Yellow



77 Newark St., Haverhill, MA 01832

Tel.: 800-351-1065

www.ciiwindows.com

sales@ciiwindows.com

NEWTON ELECTRICAL SUPPLY

LIGHTING SHOWROOM & ELECTRICAL SUPPLIES



Search

- About Us
- Shop All Products
- Shop By Room
- LED Lighting
- Electrical Supplies
- Lighting Tips
- Blog
- Videos
-

Newbury Outdoor Lantern (LMZ NY984316A)

Outdoor wall antq brss 1l

Product Specification

| | |
|------------|-----------------------------|
| Item # | LMZ NY984316A |
| Dimensions | Tall: 14.00" Wide: 8.00" |
| Category | Outdoor |

[Additional product details](#) ▾

Finish

| | | |
|--|--|---|
| <input type="button" value="Antique Brass"/> | <input type="button" value="Aged Copper"/> | <input type="button" value="Polished Brass"/> |
| <input type="button" value="Mystic Black"/> | <input type="button" value="Pewter"/> | <input type="button" value="Medici Bronze"/> |

Other

| | | |
|--------------------------------------|---|--------------------------------------|
| <input type="button" value="8315A"/> | <input checked="" type="button" value="8316A"/> | <input type="button" value="8317A"/> |
| <input type="button" value="8318A"/> | | |



\$62.99

Qty:



Search



Newbury Outdoor Lantern (3Y8G)

Outdoor wall antq brss 1l

Product Specification

| | |
|------------|-----------------------------|
| Item # | 3Y8G |
| Dimensions | Tall: 11.50" Wide: 7.00" |
| Category | Outdoor |

[Additional product details](#)

Finish

| | | |
|---------------|-------------|----------------|
| Antique Brass | Aged Copper | Polished Brass |
| Mystic Black | Pewter | Medici Bronze |

Other

| | | |
|-------|-------|-------|
| 8315A | 8316A | 8317A |
| 8318A | | |

\$49.99

Qty: