



APPLICATION
CERTIFICATE of APPROPRIATENESS-or-
DESIGN APPROVAL-or-EXEMPTION

Deliver or mail to:
Environment Department
Boston City Hall, Rm 709
Boston, MA 02201

For Office Use Only

APPLICATION # _____
RECEIVED _____
FEE _____
HEARING DATE _____

DO NOT RETURN THIS FORM BY FAX OR EMAIL

DO NOT STAMP THIS BOX

I. PROPERTY ADDRESS _____

NAME of BUSINESS/PROPERTY _____

The names, telephone numbers, postal and e-mail addresses requested below will be used for all subsequent communications relating to this application. Environment Department personnel cannot be responsible for illegible, incomplete or inaccurate contact information provided by applicants.

II. APPLICANT _____

CONTACT NAME _____ RELATIONSHIP TO PROPERTY _____

MAILING ADDRESS _____ ZIP _____

PHONE _____ EMAIL _____

PROPERTY OWNER _____ CONTACT NAME _____

MAILING ADDRESS _____ ZIP _____

PHONE _____ EMAIL _____

ARCHITECT _____ CONTACT NAME _____

MAILING ADDRESS _____ ZIP _____

PHONE _____ EMAIL _____

CONTRACTOR _____ CONTACT NAME _____

MAILING ADDRESS _____ ZIP _____

PHONE _____ EMAIL _____

III. DESCRIPTION OF PROPOSED WORK

A BRIEF OUTLINE OF THE PROPOSED WORK *MUST* BE GIVEN IN THE SPACE PROVIDED BELOW, OR THE APPLICATION WILL *NOT* BE ACCEPTED. This description provides the basis for the official notice and subsequent decision, and it must clearly represent the entirety of the project. Additional pages may be attached, if necessary, to provide more detailed information.



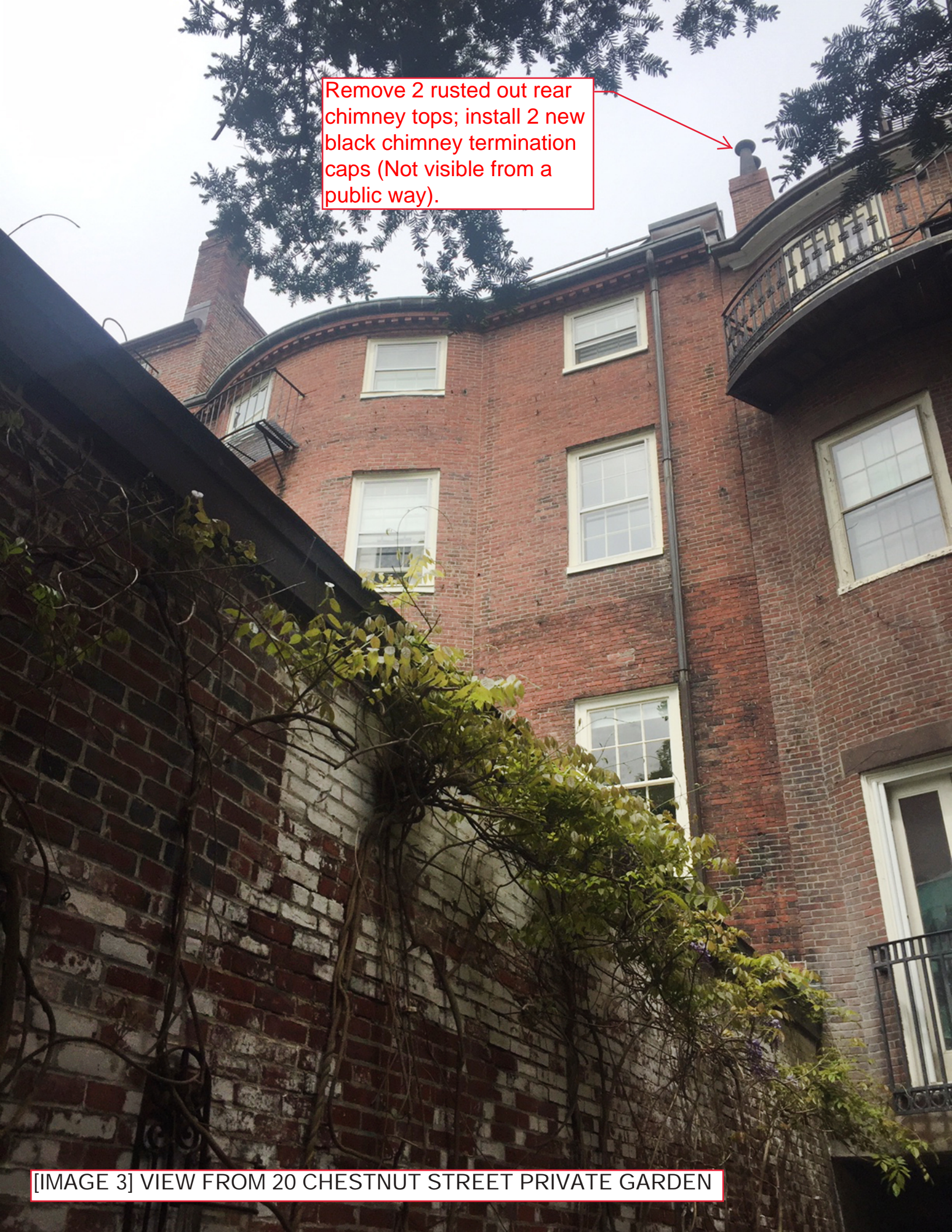
Remove rusted out rear chimney top; install new black chimney termination cap (Cap furthest from Chestnut Street)

[IMAGE 1] VIEW FROM CHESTNUT STREET



[IMAGE 2] VIEW FROM SPRUCE STREET @ SPRUCE PLACE (NOT VISIBLE)

Remove 2 rusted out rear chimney tops; install 2 new black chimney termination caps (Not visible from a public way).



[IMAGE 3] VIEW FROM 20 CHESTNUT STREET PRIVATE GARDEN



[IMAGE 4] VIEW FROM 20 CHESTNUT STREET ROOF



[IMAGE 5] VIEW FROM 20 CHESTNUT STREET ROOF



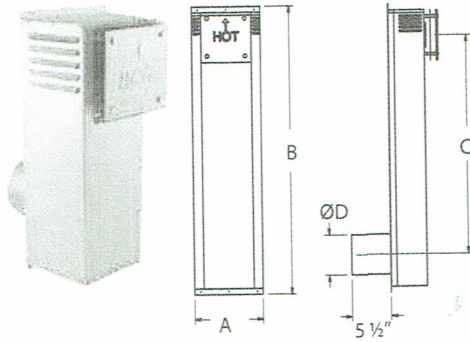
[IMAGE 6] CHIMNEY CAP IMAGE - VERTICAL DIMENSION



[IMAGE 7] CHIMNEY CAP IMAGE - HORIZONTAL DIMENSION

5542

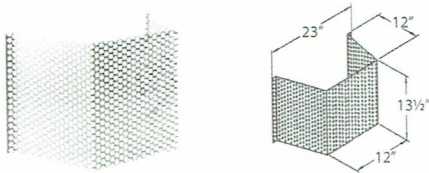
Snorkel Termination Cap



Use for horizontal through-the-wall terminations when a vertical rise is desired in the system to meet appliance manufacturer recommended minimum heights. Do not enclose in the wall or install below grade.

SIZE	STOCK #	A	B	C
4" x 6 5/8"	46DVA-SNK14	10"	23 3/4"	14"
4" x 6 5/8"	46DVA-SNK36	10"	45 3/4"	36"
5" x 8"	58DVA-SNK14	10"	23 3/4"	14"
5" x 8"	58DVA-SNK36	10"	45 3/4"	36"

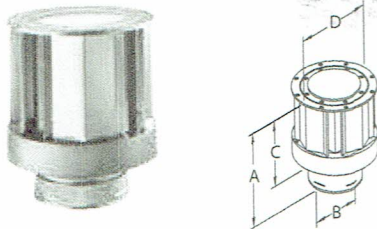
Horizontal Windguard



Use with through-the-wall termination cap where high winds are present. Also use as a safety heat shield to prevent children or others from coming into contact with the vent termination cap. Fits both 4" x 6 5/8" and 5" x 8" terminations.

STOCK #
46DVA-WG

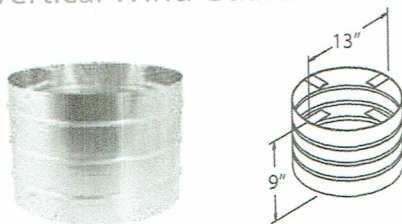
High-Wind Termination Cap



Use for vertical terminations only. Provides improved performance in high wind conditions. For vertical terminations only. Available in aluminum.

SIZE	STOCK #	A	B	C	D
4" x 6 5/8"	46DVA-VCH	12 3/8"	6 5/8"	7 5/8"	10 1/2"
5" x 8"	58DVA-VCH	12 3/8"	8"	7 5/8"	10 1/2"

Vertical Wind Guard



Use only with High Wind Termination Cap when additional wind protection is needed. Fits both 4" x 6 5/8" and 5" x 8" terminations.

SIZE	STOCK #
4" x 6 5/8"	46DVA-VWG