



BPDA Budget FY20

Revenue & Expenses Breakdown

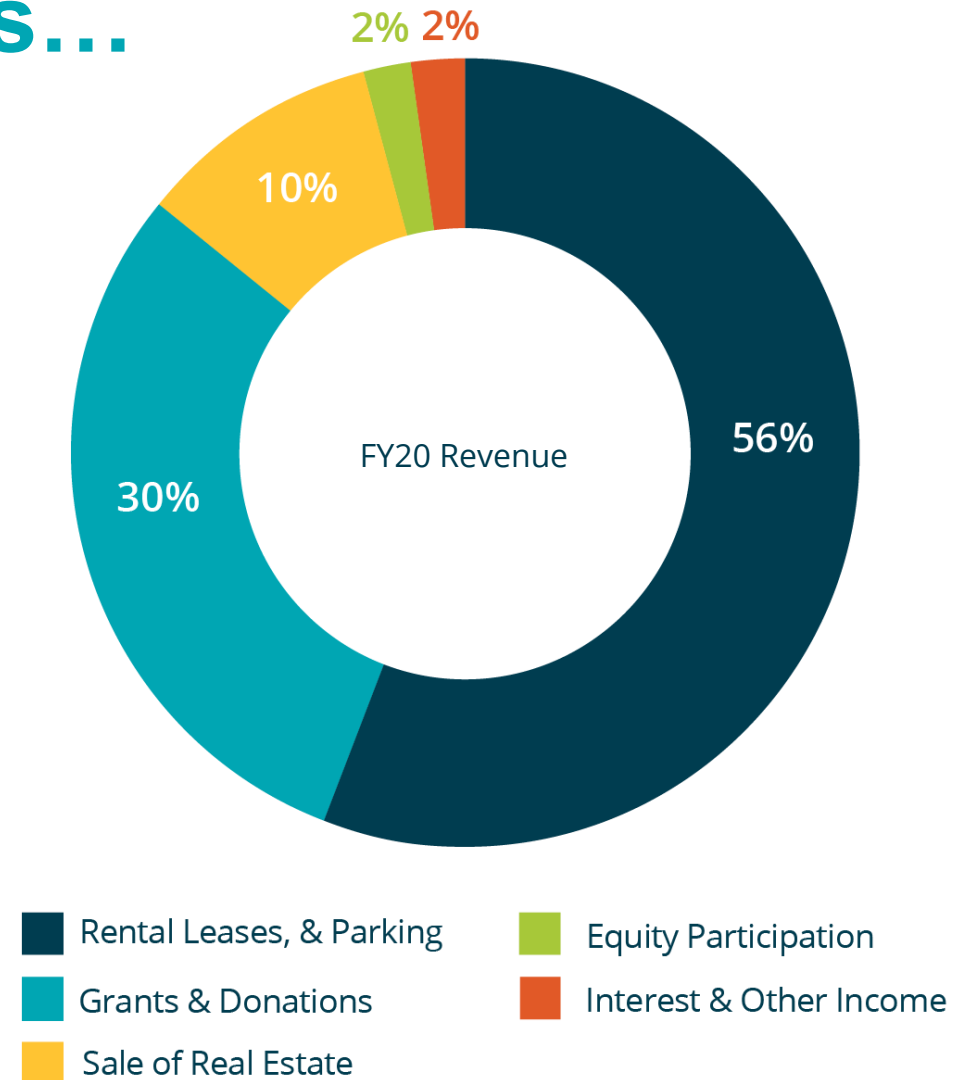


**boston planning &
development agency**

FY20 BPDA Revenue Includes...

Rentals, Leases, & Parking \$42M This category represents funds generated from ground leases or leases in BPDA-owned properties or buildings. Categories include: Leases, Licenses, Additional or Percentage Rent, Reimbursable, Operating, & Maintenance Charges, Parking, Payment In-lieu of Taxes (PILOT) (EDIC/OWD only). These recurring revenues tend to support the maintenance of our assets, and staffing for the agency.

Sale of Real Estate \$7.6M This BRA-only revenue category includes revenue from the one-time or installment sale of BRA-owned property. These are items that are eligible for capital reserve set asides.

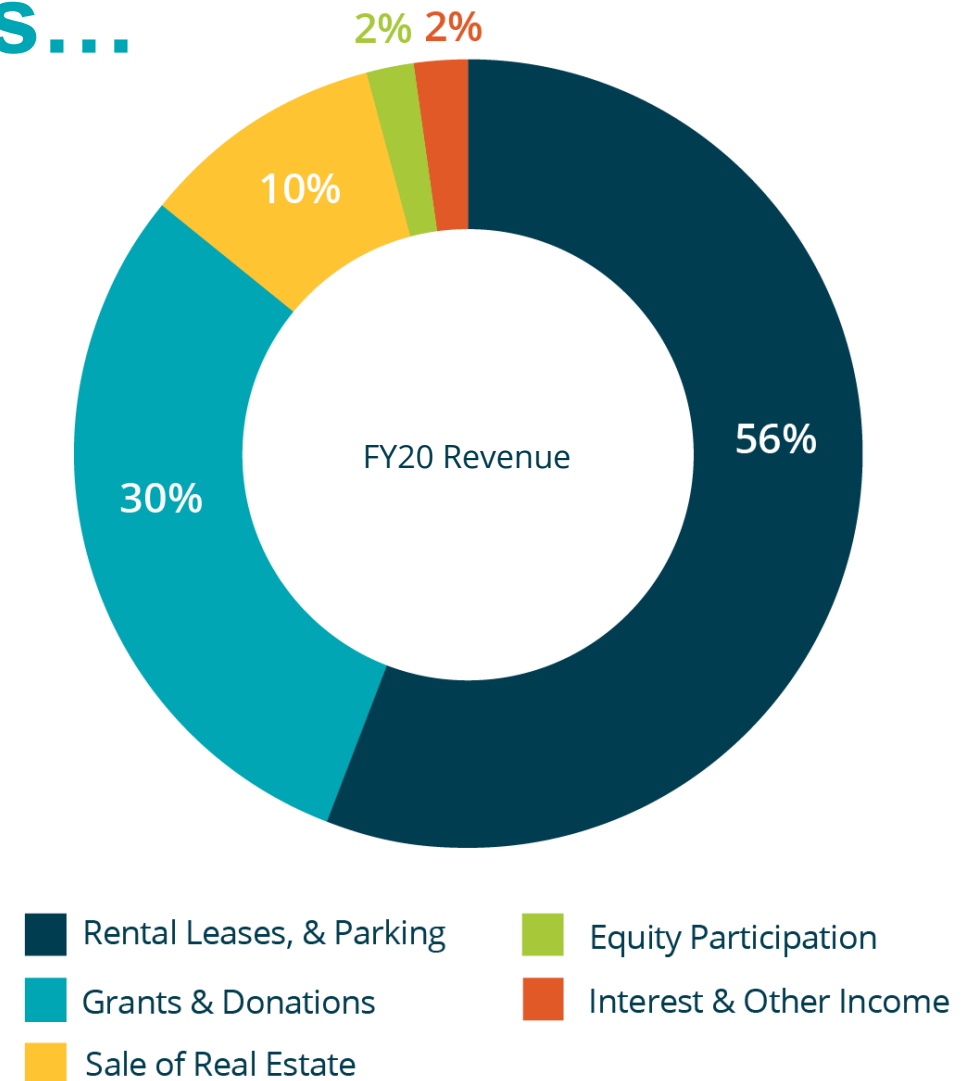


FY20 BPDA Revenue Includes...

Equity Participation \$1.1M Funds from the sale and resale of properties developed on BRA-owned land. Every time a unit or parcel is sold, the BRA collects either 2% or 4% from the total sale price. This type of revenue is vulnerable to economic patterns.

Grants & Donations \$22M Grant or Donation funds received by the Mayor's Office of Workforce Development are distributed to CBOs. This category also includes inter-company grants between EDIC and BRA as authorized by the Board of Directors of each entity.

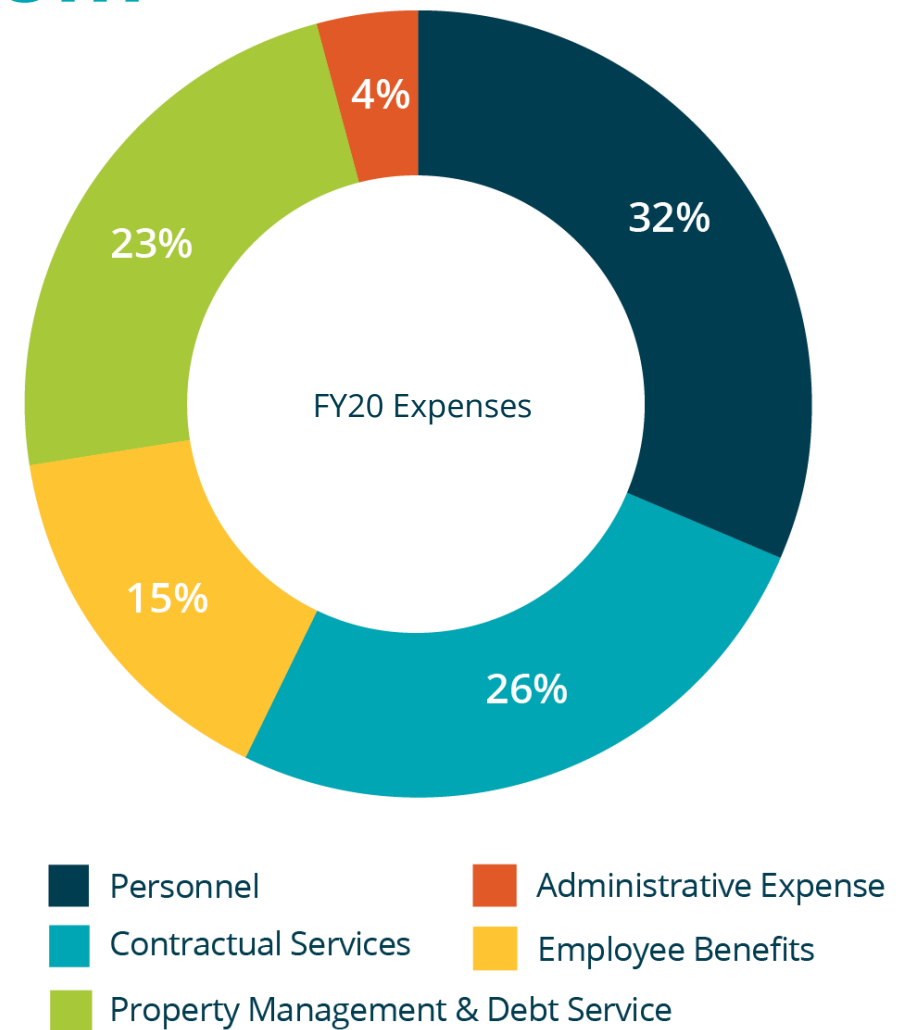
Interest & Other Income \$1.5M Interest received on loans, bank deposits, late payments, fees, and sales of maps and other publications.



FY20 BPDA Expenses Includes...

Personnel \$22.7M The cost of full time and part-time employees, overtime, interns, Employment Service Contractors (ESC), and temporary help.

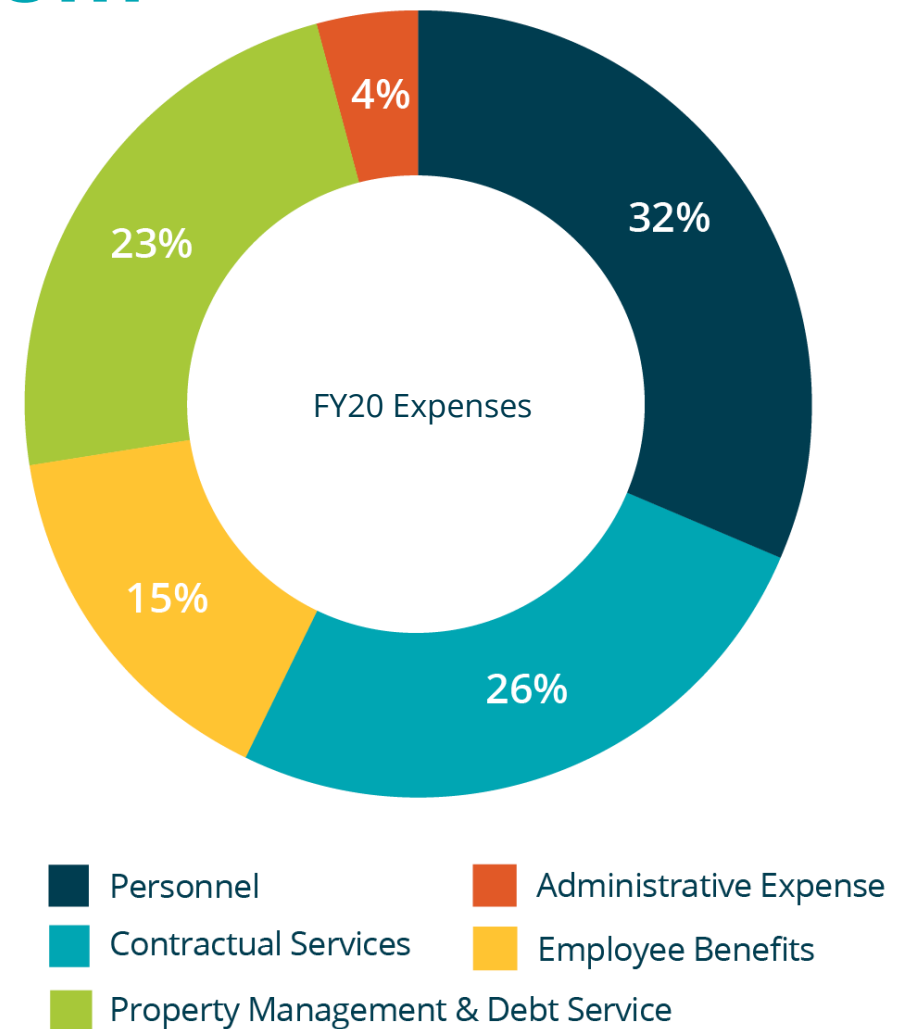
Employee Benefits \$10.7M All expenses related to health insurance and benefits such as dental and vision, disability insurance, post-retirement benefits, and workers compensation. There are unique items between the BRA and EDIC, but in totality they provide employees with a wide range of options and support. The EDIC went partially self insured in 2017 and has realized savings in this category.



FY20 BPDA Expenses Includes...

Administrative Expense \$2.8M Includes technology, employee education and engagement, community engagement, copy equipment, office supplies, postage, travel, as well as marketing, recruiting and advertising of community meetings and procurement opportunities.

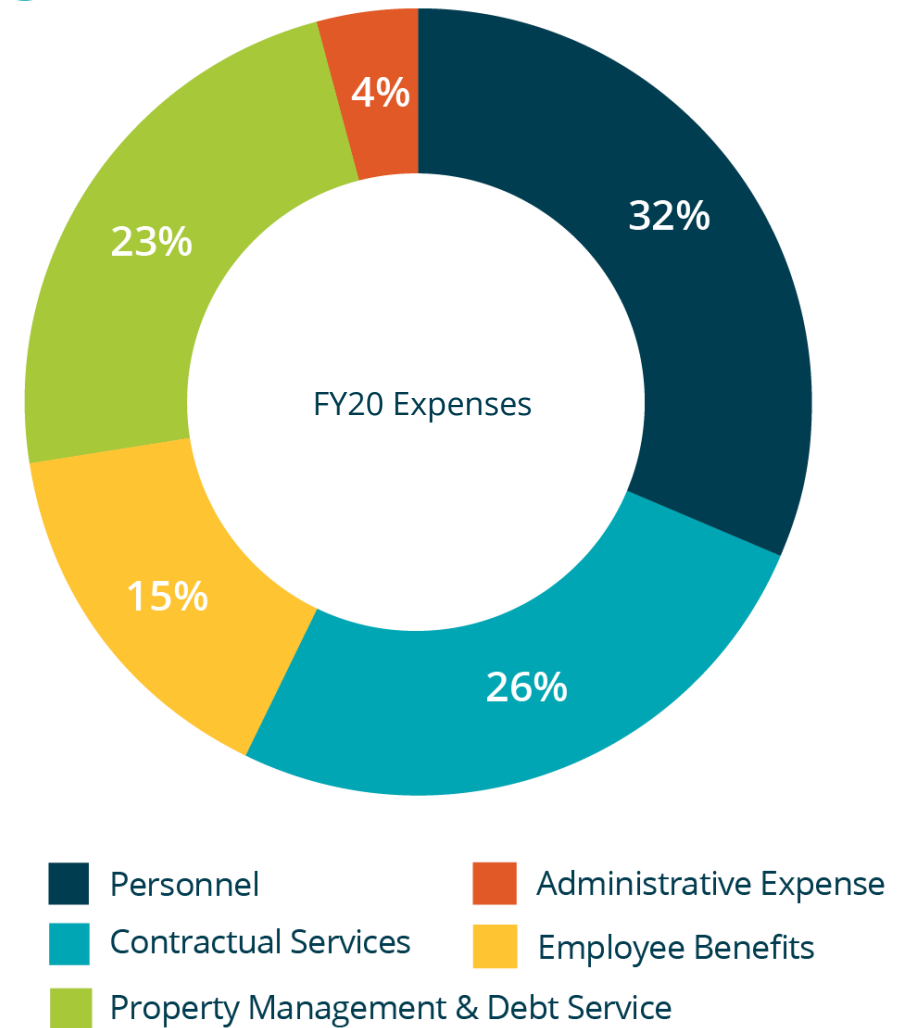
Contractual Services \$17.6M OWD payments to CBOs for programming expenses, outside legal fees, auditing services, appraisal services, and consultant services for planning studies and engineering design.



FY20 BPDA Expenses Includes...

Property Management \$16.1M Utilities, insurance, transportation, maintenance and land upkeep, and security costs. Fixed costs such as depreciation of capital expenses and debt service expenses.

What is not included Mitigation and Community Benefits, notes receivable funds, MASSWorks and other passthrough grants, and linkage.



Department Budgets

The BPDA funded 268 position in FY20, with 237 active employees as of May 5, 2020. Department budgets consist of staffing and associated benefit, and department specific expenditures.

Administration & Finance and Real Estate account for certain agency wide expenses such as the depreciation of our assets and retirement expenses. Additionally EDIC acts as fiscal and administrative agent for BIDFA, BLDC, and FYOB by providing employees, Facilities, IT, Accounting and HR support as well as financial support when needed.

