

**CITY OF BOSTON**  
**Program Year 2019 CAPER (DRAFT)**

**APPENDICES**

<b>Section</b>	
<b>A</b>	<b>Reference Maps 1 through 6</b>
<b>B</b>	<b>CDBG funded contracts:</b> <ul style="list-style-type: none"><li>• <b>Public Service Providers – Office Workforce Development</b></li><li>• <b>CEDAC</b></li><li>• <b>Main Streets</b></li><li>• <b>ReStore Completed, ReStore Design</b></li><li>• <b>Business Technical Assistance Workshops</b></li><li>• <b>Partners with Nonprofits (PNP), Grassroots</b></li></ul>
<b>C</b>	<b>Emergency Solutions Grant – Subrecipients</b> <b>HOME: HQS Inspections</b> <b>Poverty Status of Families in Boston</b>
<b>D</b>	<b>Housing Production: Completed, In Construction + Committed</b>

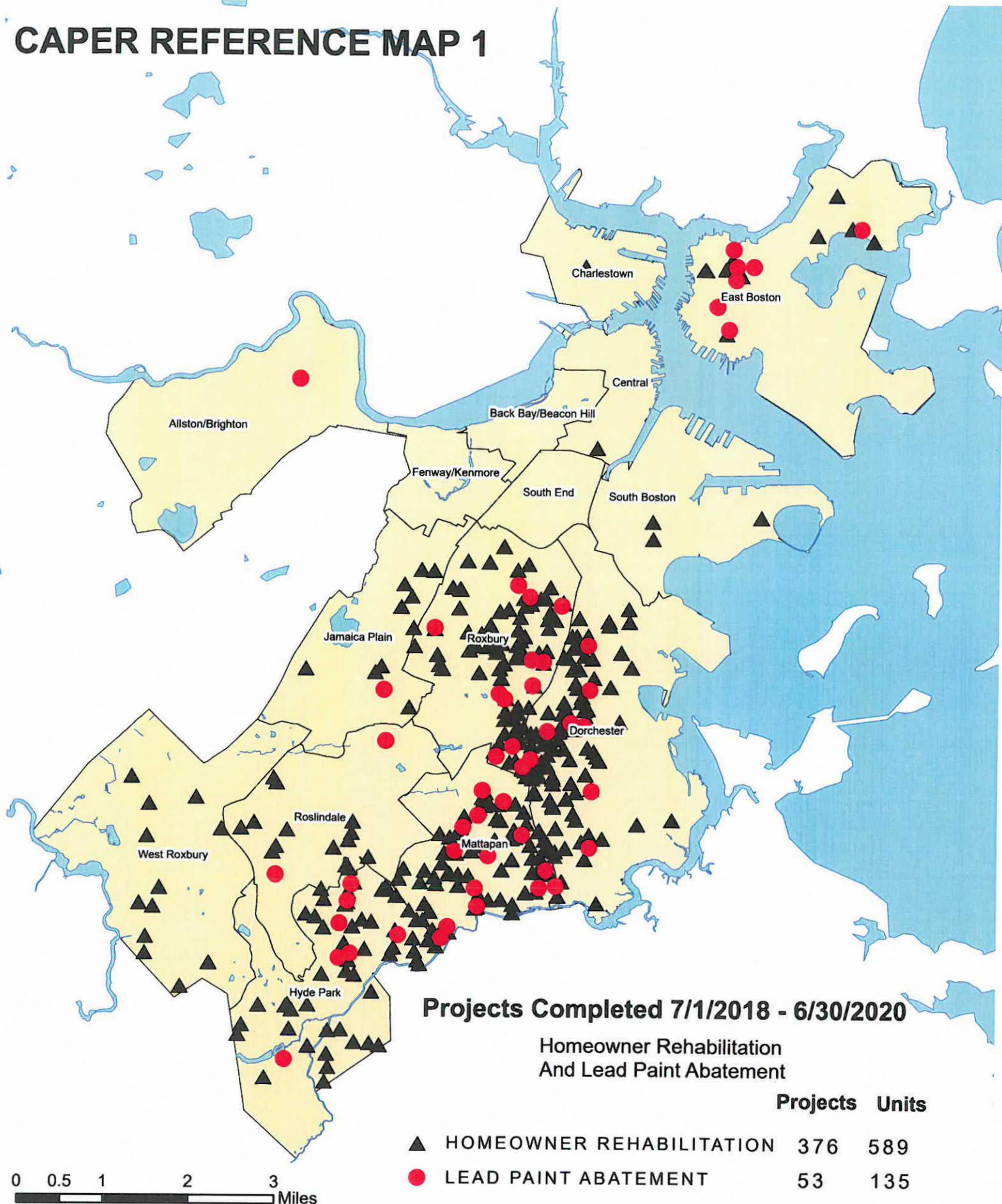
# **SECTION A**

## **Reference Maps**

**1 through 6**

---

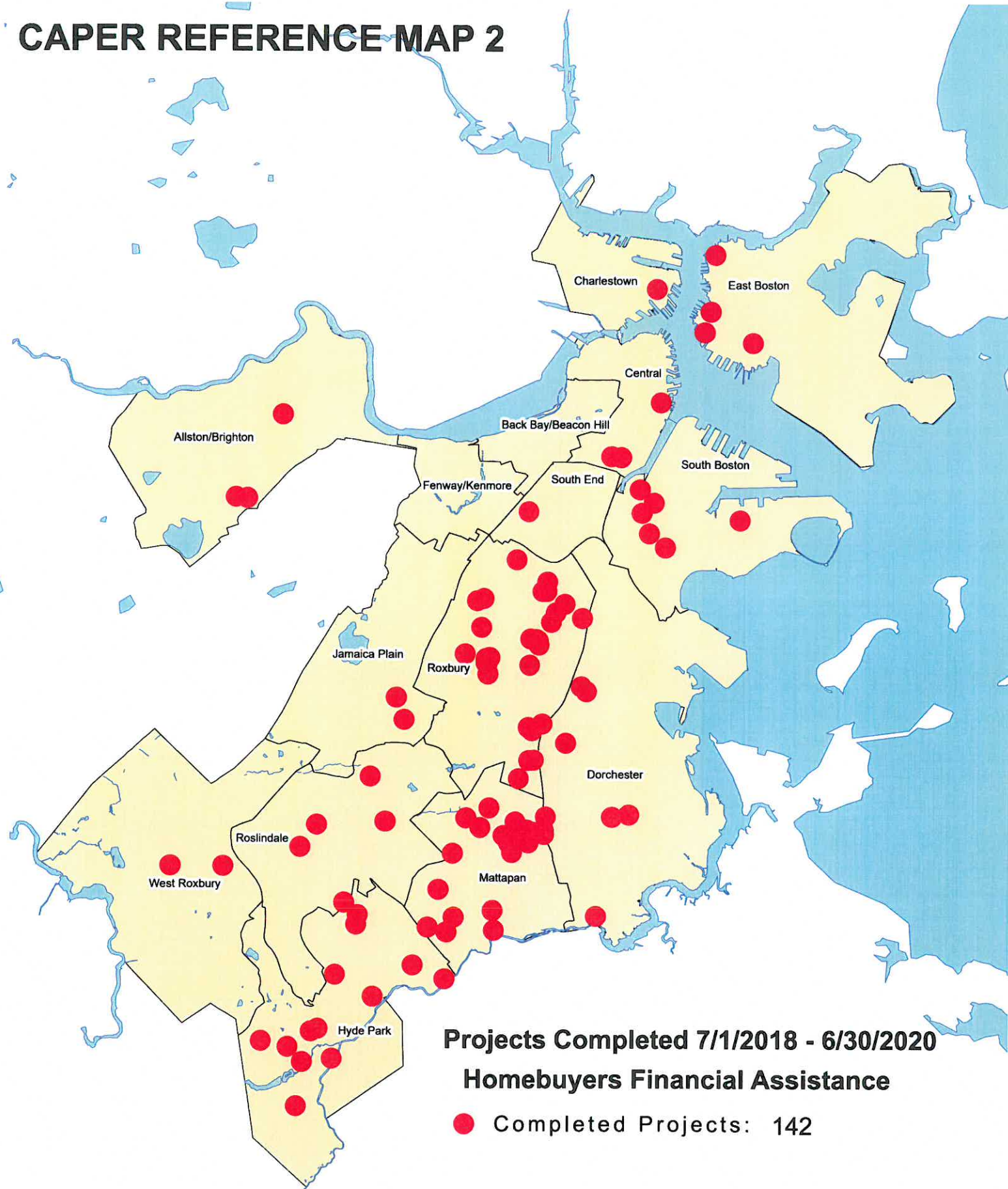
# CAPER REFERENCE MAP 1



Analysis by the Department of Neighborhood Development, City of Boston,  
Planning and Development Division, Data and Mapping Services.  
Note: Some symbols represent multiple activities at the same location.



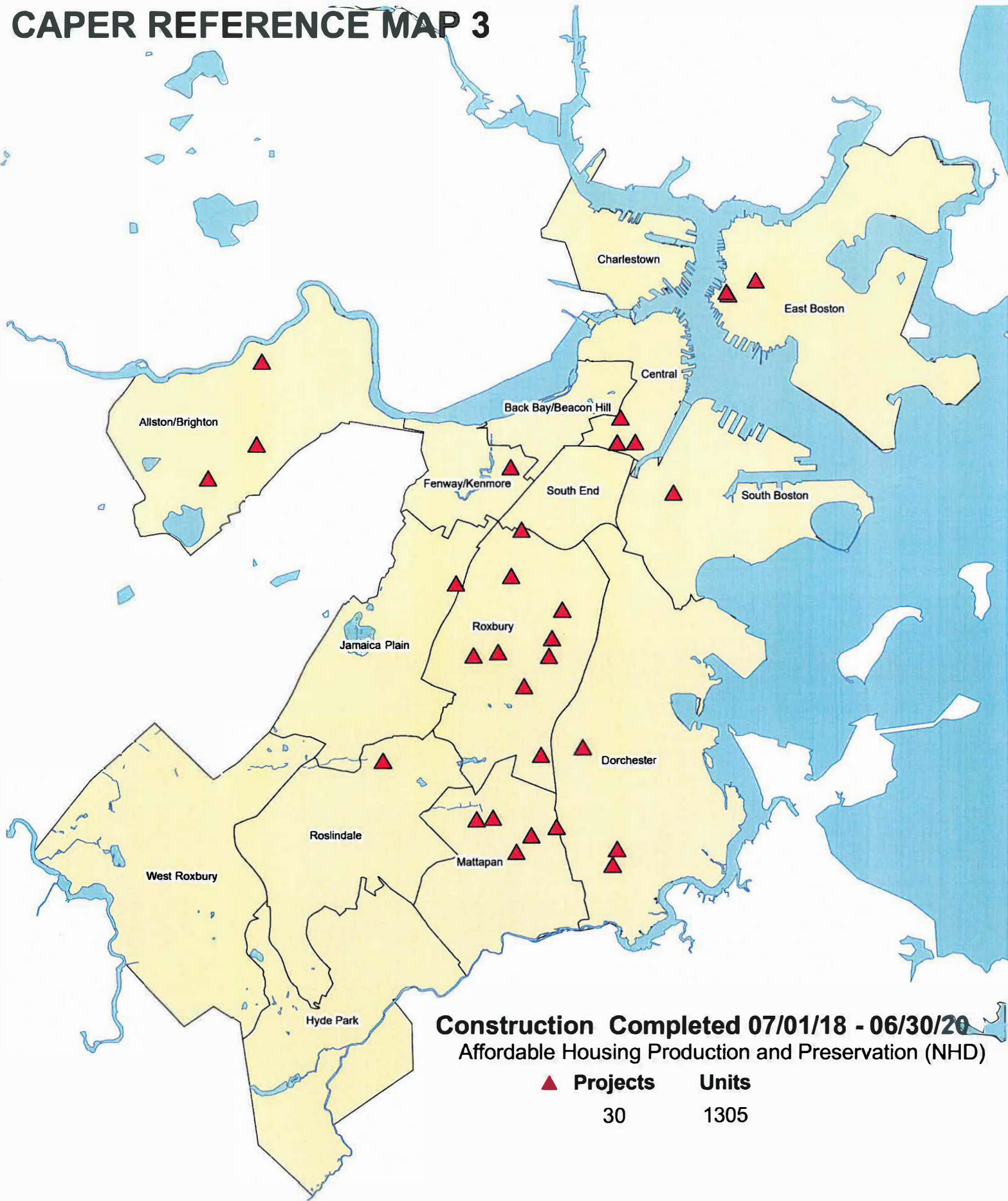
# CAPER REFERENCE MAP 2



0 0.5 1 2 3 Miles

Analysis by the Department of Neighborhood Development, City of Boston,  
Planning and Development Division, Data and Mapping Services.  
Note: Some map symbols represent multiple activities at the same location.

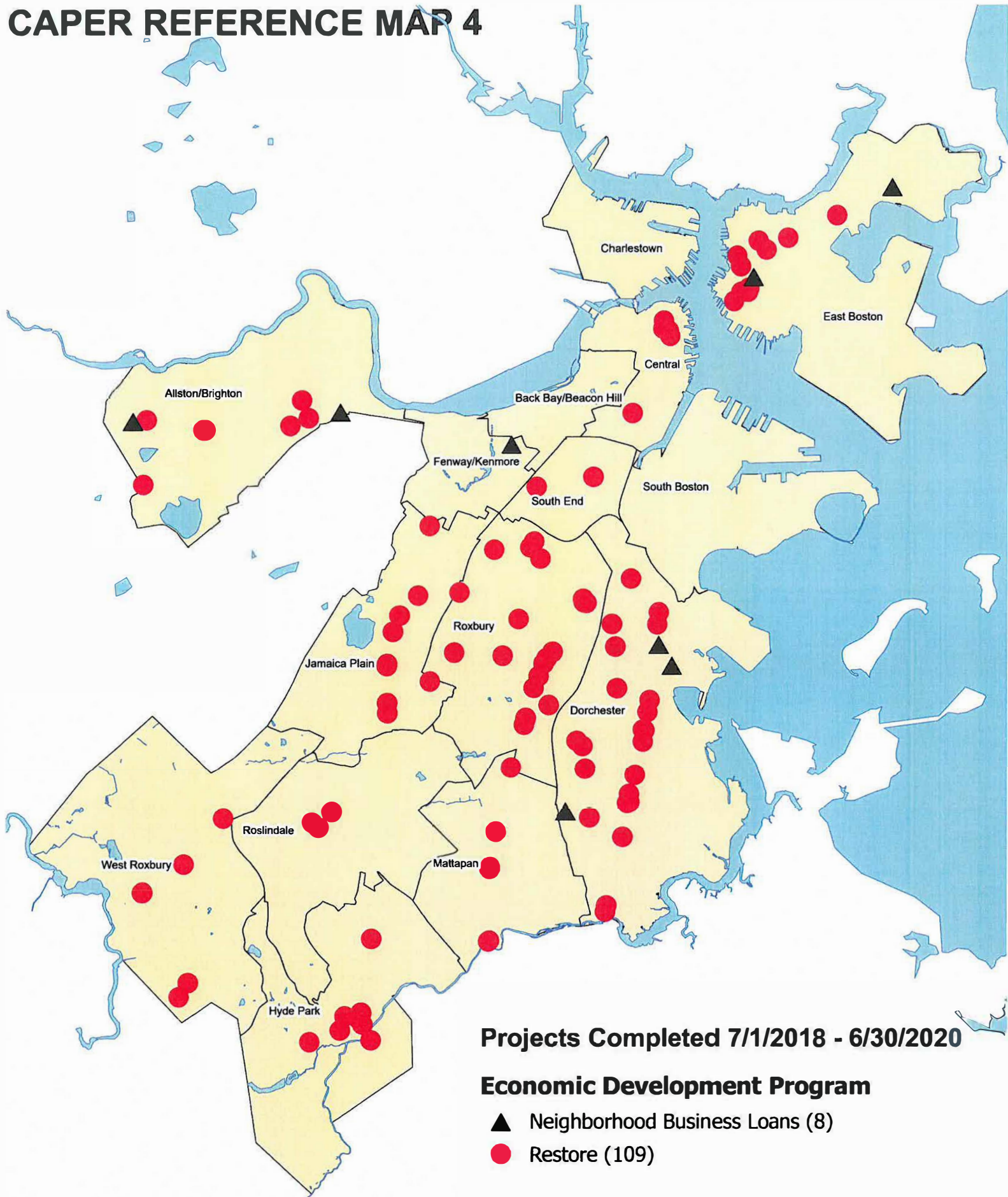
# CAPER REFERENCE MAP 3



Analysis by the Department of Neighborhood Development, City of Boston,  
Planning and Development Division, Data and Mapping Services



# CAPER REFERENCE MAP 4



**Projects Completed 7/1/2018 - 6/30/2020**

## **Economic Development Program**

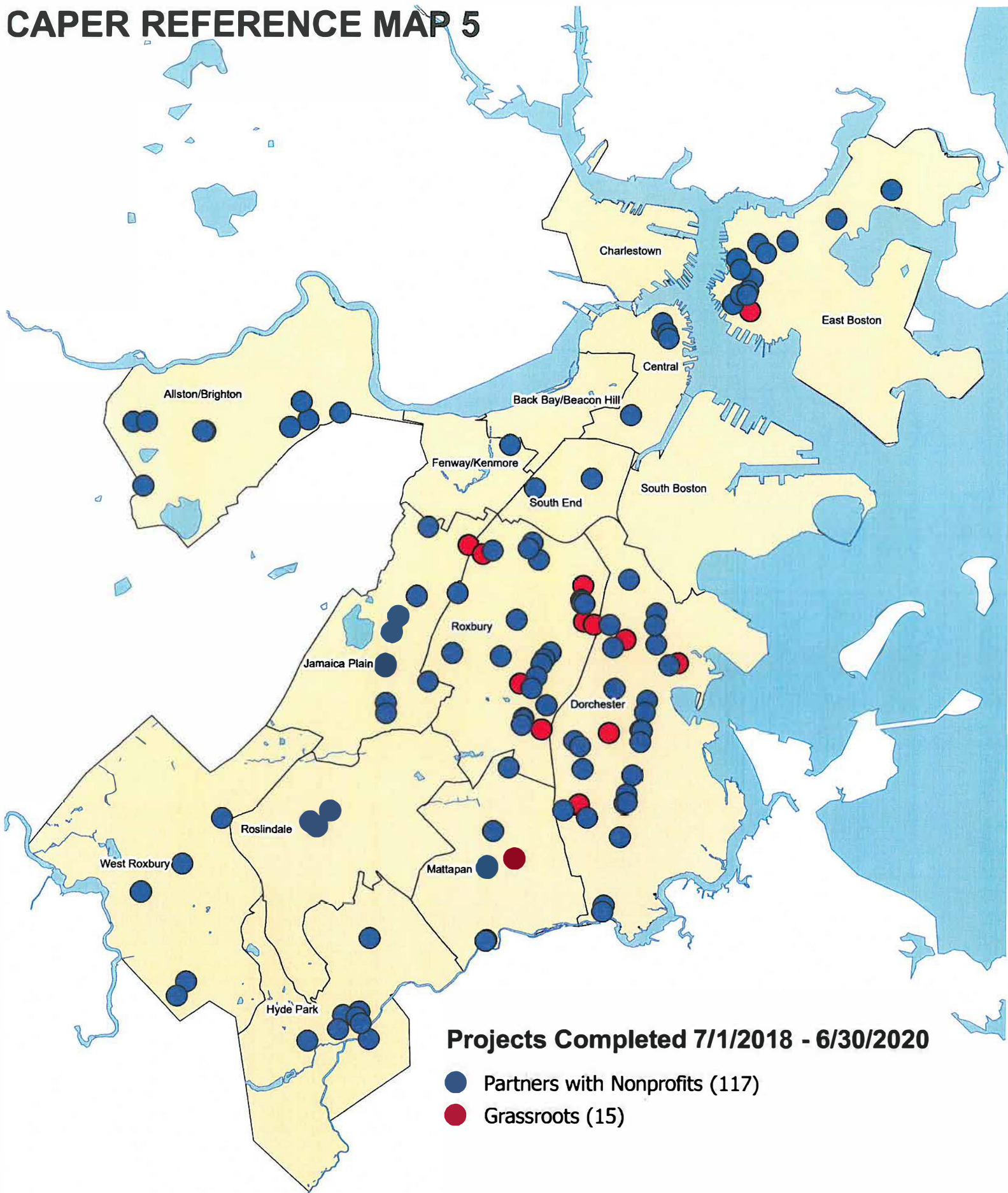
▲ Neighborhood Business Loans (8)

● Restore (109)

Analysis by the Department of Neighborhood Development, City of Boston, Planning and Development Division, Data and Mapping Services.

Note: Some map symbols represent multiple activities at the same location.

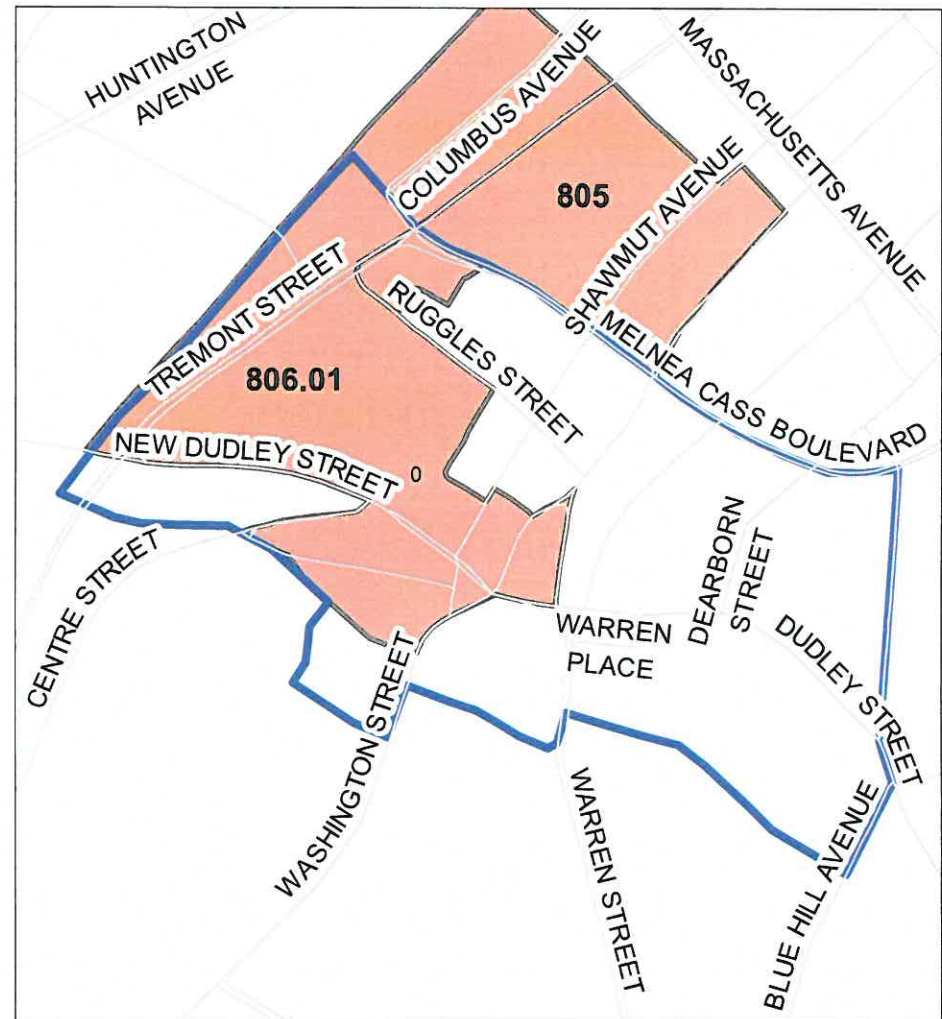
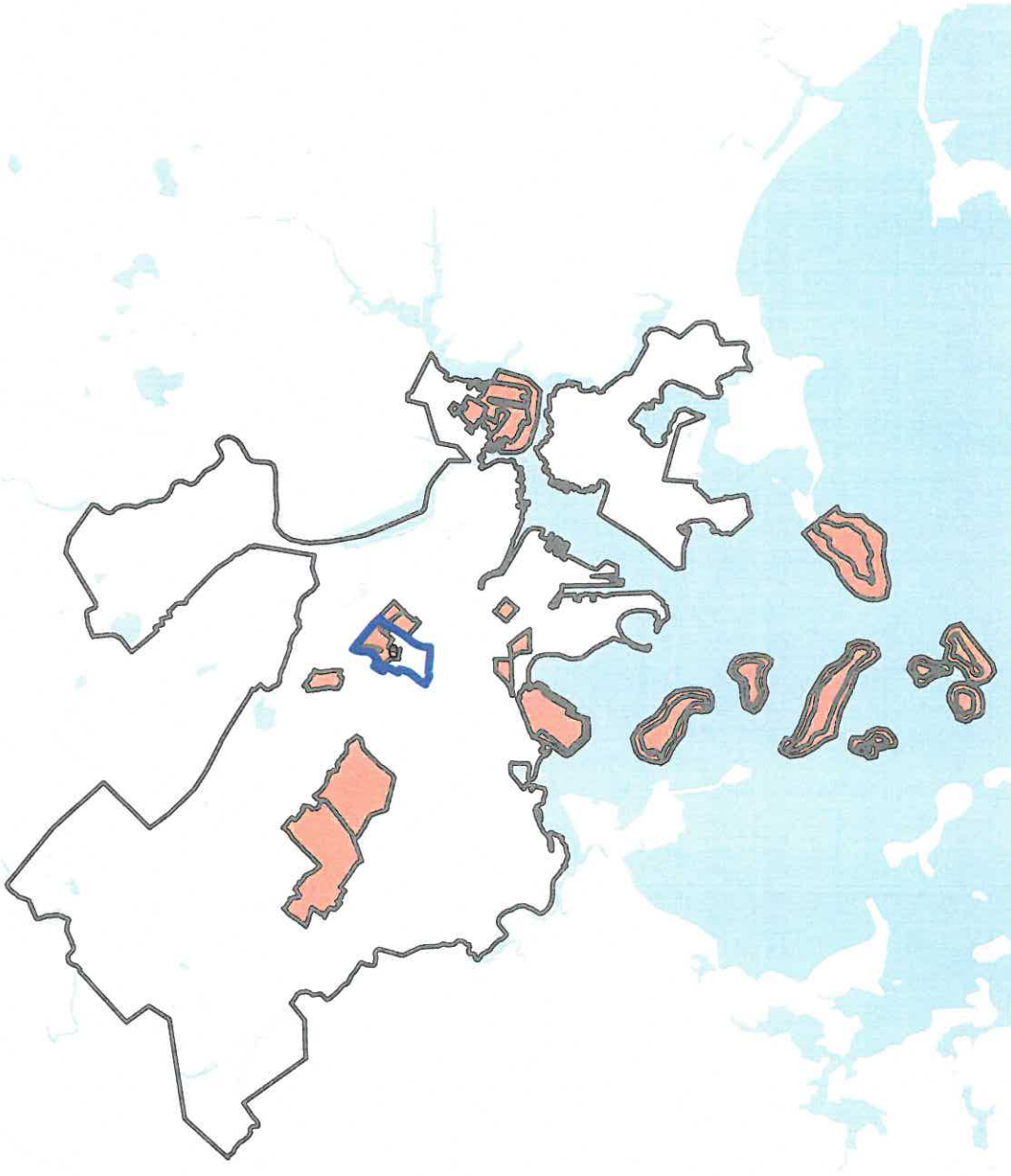
# CAPER REFERENCE MAP 5



Analysis by the Department of Neighborhood Development, City of Boston,  
Planning and Development Division, Data and Mapping Services



# CAPER MAP 6: Opportunity Zones and Whittier Choice Area City of Boston





# SECTION B

## **CDBG funded contracts:**

- **Public Service Providers – Office of Workforce Development**
  - **CEDAC**
  - **Main Streets**
  - **ReStore Completed, ReStore Design**
  - **Business Technical Assistance Workshops**
  - **Partners with Nonprofits (PNP), Grassroots**
-

**Office of Workforce Development**
**PY19 Funded Providers**

Agency	Program Type	Neighborhood	PY19	Served
Artists for Humanity	Job Employment/Training & Education	South Boston	\$ 55,000	243
Asian American Civic Association	Job Training & Placement	Chinatown	\$ 52,000	171
Bay Cove Human Services	Job Training & Placement	Downtown	\$ 40,000	60
Beacon Communities Charitable Fund, Inc.	Job Training & Placement	South Boston	\$ 55,000	12
Boston Asian YES (Youth Essential Services)	Job readiness/Education	Chinatown	\$ 23,500	18
Boston Higher Education Resource Center	college readiness	South End	\$ 40,000	190
Boys & Girls Clubs of Dorchester	work readiness & employment	Dorchester	\$ 40,000	25
Casa Myrna Vasquez	financial literacy	South End	\$ 35,000	59
Catholic Charities	ESOL; work readiness	Dorchester	\$ 40,000	70
DEAF, Inc.	Disability services/economic security	Allston-Brighton	\$ 35,000	40
East Boston Social Centers	Job Readiness & Education	East Boston	\$ 20,000	8
Ecumenical Social Action Committee (ESAC)	Education & employment	Roxbury	\$ 35,000	30
Elizabeth Stone House	Disability/DV services/financial literacy/stabilization	Jamaica Plain	\$ 35,000	47
ETHOS	Financial Mgmt/Eviction prevention	Jamaica Plain	\$ 35,000	281
Fenway Community Development Corporation	Job readiness & employment	Fenway	\$ 35,000	30
Greater Boston Chinese Golden Age Center	Elder services/economic security	Chinatown	\$ 35,000	318
Greater Boston Legal Services	Economic security/Eviction prevention	Downtown	\$ 35,000	44
Haitian American Public Health Initiative	Education & work readiness	Mattapan	\$ 40,000	28
Hyde Square Task Force	Job Training & Education	Jamaica Plain	\$ 28,500	35
Interseminarian Project Place	Job Training & Placement	South End	\$ 65,000	58
Irish International Immigrant Center	Job Training & Placement	Downtown	\$ 20,000	28
Jackson Mann Community School and Council	Job Readiness & Education	Allston-Brighton	\$ 20,000	17
Jamaica Plain NDC	Job Training & Placement	Jamaica Plain	\$ 60,000	50
Justice Resource Institute - STRIVE	work readiness & employment	Dorchester	\$ 40,000	20
La Alianza Hispana	elder services	Roxbury	\$ 35,000	91
Massachusetts Alliance of Portuguese Speakers	work readiness & employment	Dorchester	\$ 40,000	200
Massachusetts Association for the Blind	Visually-impaired srvc/economic secur.	city wide	\$ 35,000	99



Maverick Landing Community Services	Job Training & Placement	East Boston	\$ 35,000	32
Mothers for Justice Equality	Job Readiness	Roxbury	\$ 10,000	25
NECAT	Job Training & Placement	Boston	\$ 20,000	20
Notre Dame Education Center	Job Training & Placement	South Boston	\$ 40,000	47
Operation ABLE	Job Training & Placement	Boston	\$ 50,000	32
Partners for Youth With Disabilities	work readiness & employment	city wide	\$ 35,000	58
Project Hope	Job Training & Placement	Roxbury	\$ 60,000	17
ROCA	Job Training & Placement	Boston	\$ 62,000	137
SMCWC - Crossroads Family Shelter	Homelessness & case mgmt services	East Boston	\$ 40,000	64
Somali Development Center	Job Training & Placement	Jamaica Plain	\$ 30,000	45
St. Francis House	Homelessness svc & employment	Boston	\$ 40,000	18
United Way - Boston Build Credits	Credit building and financial literacy	Boston	\$ 167,500	52
Upham's Corner Community Center - Bird Street	Education	Dorchester	\$ 25,000	13
West End House Boys & Girls Club	Job Employment/Training & Education	Allston-Brighton	\$ 50,000	48
YMCA	Job Training & Placement	Downtown	\$ 55,000	14
Zumix	Career readiness & Education	East Boston	\$ 30,000	51
<b>SUBTOTAL</b>			<b>\$1,778,500</b>	<b>2,945</b>
<b>ADULT EDUCATION (in partnership with state)</b>				
Action for Boston Community Development	ESOL/Job readiness	Roslindale	\$ 70,000	21
Boston Chinatown Neighborhood Center	ESOL/Customer Service	Chinatown	\$ 70,000	14
CCAB/Boston Centers for Youth & Families	ESOL/ABE/Job Readiness/Human Services	Dorchester	\$ 70,000	23
International Insititute of New England	ESOL/Hospitality/Healthcare	Chinatown	\$ 70,000	16
Irish International Immigrant Center	ESOL/Job Readiness	Downtown	\$ 20,000	28
Jewish Vocational Service	ESOL/Job Readiness	Hyde Park	\$ 60,000	28
Mujeres Unidas Avanzando	ESOL/Job Readiness/Phlebotomy	Dorchester	\$ 80,000	50
X-Cel Education	HiSET/Waste water mgmnt.	Mission Hill	\$ 40,000	21
<b>SUBTOTAL</b>			<b>\$ 480,000</b>	<b>201</b>
<b>GRAND TOTAL</b>			<b>\$2,258,500</b>	<b>3,146</b>

**Community Economic Development Assistance Corporation (CEDAC)****Summary of Billings for CEDAC Staff Technical Assistance**

7/1/19 to 6/30/20

	<b>Project</b>	<b>Neighborhood</b>	<b>Number of Units</b>
<b>1</b>	Alexander Magnolia	Dorchester	38
<b>2</b>	Bancroft/Dixwell	Boston	78
<b>3</b>	Carol Ave Apartments	Allston Brighton	33
<b>4</b>	Chinatown Projects	Boston	
<b>5</b>	Chinatown Row House	Boston	
<b>6</b>	Clarendon Street	Boston	184
<b>7</b>	Columbia Road	Boston	4
<b>8</b>	Consolidation Project		
<b>9</b>	Dudley Crossing	Roxbury	47
<b>10</b>	Dudley Terrace	Dorchester	56
<b>11</b>	Hemenway Street	Boston	24
<b>12</b>	Hope House		102
<b>13</b>	Newcastle/Saranac	South End	97
<b>14</b>	Pine Street- Bay Cove Workout	Boston (Various)	55
<b>15</b>	SETH II	Boston	185
<b>16</b>	South End Cooperative Housing	Boston	75
<b>17</b>	Susan Bailis Assisted Living	Boston (Various)	82
<b>18</b>	VBC Apartments	Dorchester	30
<b>19</b>	Waldeck Street	Dorchester	35
<b>20</b>	Washington Workout		
<b>21</b>	Westminster Court	Roxbury	70
<b>22</b>	Westminster Washington	Roxbury	32
<b>23</b>	Wilshire Apartments	Roxbury	29
		<b>TOTAL Units</b>	<b>1,256</b>



### PY19 Caper Report for Boston Main Streets

	District	Businesses Assisted	New Businesses Opened	Jobs create from New Business	% Storefronts Vacant
1	Allston Village Main Streets	44	2	8	1
2	Bowdoin Geneva Main Streets	140	1	2	7
3	Brighton Main Streets	383	6	24	2
4	Chinatown Main Street	92	6	55	5
5	Dudley Square Main Streets	41	4	19	5
6	East Boston Main Streets	240	6	22	1
7	Egleston Square Main Street	17	0	0	5
8	Fields Corner Main Street	45	0	0	4
9	Four Corners Main Street	23	2	0	1
10	GreaterAshmont Main Street	272	5	4	6
11	Greater Grove Hall Main Streets	122	10	0	15
12	Hyde Jackson Square Main Street	95	6	9	8
13	Hyde Park Main Streets	195	9	27	7
14	JP Centre South Main Streets	180	8	44	4
15	Mattapan Square Main Streets, Inc.	24	3	10	7
16	Mission Hill Main Streets	59	5	27	4
17	Roslindale Village Main Street	380	8	46	5
18	Uphams Corner Main Street	7	1	12	6
19	Washington Gateway Main Street	20	3	25	
	Transition year for organization due to search for new Director				
20	West Roxbury Main Streets	70	3	8	5
	<b>TOTAL</b>	<b>2469</b>	<b>91</b>	<b>366</b>	

### RESTORE COMPLETED PROJECTS: PY19

	Project	Neighborhood	Award	TDC	Leverage Funds	# Jobs Created	New Storefronts
1	1294 Blue Hill Avenue - Signage Grant	Mattapan	\$ 8,000	\$ 9,387	\$ 1,387	12	4
2	912 Auto Mall Grant	Dorchester - Codman Square	\$ 20,000	\$ 20,811	\$ 811	6	5
3	Angela's Cafe GRANT	East Boston	\$ 55,000	\$ 136,000	\$ 81,000	0	4
4	Anique Nicole Hair Studio - GRANT	Roxbury - Grove Hall	\$ 1,500	\$ 760	\$ -	0	1
5	Arbit Chiropractic Grant	Hyde Park	\$ 2,000	\$ 3,213	\$ 1,213	0	1
6	Ashmont Cleaners GRANT	West Roxbury	\$ 2,500	\$ 5,586	\$ 3,086	0	1
7	Auntie Vie's Bakery and Cafe Grant	Roxbury	\$ 25,000	\$ 47,000	\$ 22,000	5	1
8	Backwoods Pizza Grant	Roxbury	\$ 12,000	\$ 12,850	\$ 850	0	0
9	Ba Le Restaurant 2019 Grant	Dorchester	\$ 15,000	\$ 21,756	\$ 6,756	0	3
10	Bobby Fish - Grant	Dorchester	\$ 6,000	\$ 6,809	\$ 809	0	1
11	Cafe Juiceup Grant	Mattapan	\$ 7,500	\$ 7,500	\$ -	0	0
12	Caffe Dello Sport Grant	North End	\$ 2,000	\$ 10,688	\$ 8,688	0	1
13	Cappy's Pizza Grant	Hyde Park	\$ 3,000	\$ 6,154	\$ 3,154	0	1
14	Cloud 9 Grant	Jamaica Plain - JP Centre/South	\$ 3,000	\$ 5,866	\$ 2,866	0	1
15	Contal Realty GRANT 2019	Allston	\$ 20,000	\$ 30,503	\$ 10,503	10	5
16	Day Square Liquors Grant	East Boston	\$ 12,000		\$ -	2	1
17	Eat Pho Grant	Boston Central - Chinatown	\$ 15,000	\$ 27,962	\$ 12,962	20	3
18	Empower Brazilian Jiu Jitsu Grant	Dorchester - Four Corners	\$ 5,000	\$ 5,116	\$ 178	2	1
19	Faith's Naturals Grant	Mattapan	\$ 5,000	\$ 5,028	\$ 296	1	1
20	Ghost Pepper Grant	Dorchester - Savin Hill	\$ 5,000	\$ 5,733	\$ 733	40	1
21	Home America Realty Grant	Dorchester - St. Mark's	\$ 5,000	\$ 5,066	\$ 66	2	1
22	Jamaica Mi Hungry Grant	Jamaica Plain - Hyde/Jackson	\$ 7,500	\$ 10,200	\$ 2,700	8	1
23	Jimmie's Cafe Grant	Roslindale	\$ 1,500	\$ 1,594	\$ 94	2	1
24	JPizle Grant	Jamaica Plain - JP Centre/South	\$ 2,500	\$ 82,000	\$ 79,500	0	1
25	JP Knit & Stitch 2019 Grant	Jamaica Plain - JP Centre/South	\$ 2,500	\$ 3,851	\$ 1,351	0	1
26	Libertine Grant	North End	\$ 3,000	\$ 7,661	\$ 4,661	20	1
27	Lolly's Bakery 2019 Grant	East Boston	\$ 20,000	\$ 53,047	\$ 33,047	0	1
28	Los Magicos Barbershop GRANT	Dorchester - Grove Hall	\$ 5,000	\$ 6,441	\$ 1,441	4	1
29	Lyfe Cycle 2019 GRANT	Roslindale	\$ 3,000	\$ 5,271	\$ 2,271	0	1
30	M & Company Hair Salon 2019 Grant	Roxbury	\$ 5,000	\$ 4,800	\$ -	0	1



31	Mario's Pizzeria Grant	Dorchester	\$ 5,000	\$ 5,302	\$ 302	5	1
32	New Ho Toy Restaurant GRANT	Dorchester - Uphams Corner	\$ 6,000	\$ 7,800	\$ 1,800	5	1
33	Oasis Restaurant Grant	Dorchester - Uphams Corner	\$ 7,500	\$ 11,071	\$ 3,571	5	3
34	Pazza on Porter Grant	East Boston	\$ 7,500	\$ 10,494	\$ 2,994	20	1
35	Pho Hoa Grant	Dorchester - Fields Corner	\$ 5,000	\$ 5,000	\$ -	0	1
36	Playa Bowls Grant	Brighton	\$ 2,100	\$ 2,189	\$ 89	6	1
37	Playa Bowls Huntington Avenue GRANT	Fenway	\$ 5,000	\$ 4,314	\$ 197	10	1
38	Rhythm and Wraps GRANT	Allston	\$ 3,500	\$ 3,770	\$ 270	0	1
39	Sammy Carlo's Delicatessen and Catering Grant	East Boston	\$ 50,000		\$ -	0	
40	Skinlux Grant	Hyde Park	\$ 2,000	\$ 2,753	\$ 753	2	1
41	Sue's Nails & Spa - Grant	Roxbury - Grove Hall	\$ 4,000	\$ 3,954	\$ 233	2	1
42	Sweet Boba Grant	East Boston	\$ 5,000	\$ 4,776	\$ -	4	1
43	Sweet Rice JP Grant	Jamaica Plain - JP Centre/South	\$ 2,000	\$ 7,796	\$ 5,796	12	0
44	TA Liquors Fields Corner Grant	Dorchester - Fields Corner	\$ 5,000	\$ 6,000	\$ 1,000	3	0
45	Thuy-An Insurance Agency Grant	Dorchester	\$ 3,200	\$ 3,300	\$ 150	2	1
46	Viva Mi Arepa - Grant	West Roxbury	\$ 3,000	\$ 7,746	\$ 4,746	0	1
			<b>\$ 395,300</b>	<b>\$ 634,917</b>	<b>\$ 304,322</b>	<b>210</b>	<b>61</b>

### RESTORE DESIGN: PY19

	Completed	Project	Neighborhood	Funding	Source
1	4/14/2020	Beauty By Venard Design	Roxbury - Egleston Square	\$ 5,000	CDBG
2	5/11/2020	Merengue Restaurant Graphic Design	Dorchester - Grove Hall	\$ 5,000	CDBG
3	4/2/2020	Ashmont Cycles Graphic Design	Dorchester - St. Mark's	\$ 5,000	CDBG
4	5/1/2020	Merengue Restaurant Architectural Design	Dorchester - Grove Hall	\$ 8,000	CDBG
5	6/24/2020	Egleston Liquors Design	Roxbury - Egleston Square	\$ 5,000	CDBG
6	3/25/2020	Alipio Market Design	East Boston	\$ 5,000	CDBG
7	6/17/2020	Laundry Club Design	East Boston	\$ 5,000	CDBG
8	6/15/2020	El Penol Design	East Boston	\$ 5,000	CDBG
9	3/27/2020	Family Affair Restaurant Design	Dorchester - Uphams Corner	\$ 5,000	CDBG
10	3/27/2020	Allston Market Design	Allston	\$ 5,000	CDBG
11	4/9/2020	High Voltage Wellness Design	Roslindale	\$ 5,000	NDF
12	3/26/2020	208-218 Columbia Road Design	Dorchester - Uphams Corner	\$ 9,999	CDBG
13	8/7/2019	Ghost Pepper Design	Dorchester - Savin Hill	\$ 4,000	CDBG
14	7/23/2019	Ideal Mixer Architectural Design	Mattapan	\$ 10,000	CDBG
15	7/16/2019	International Halal Market Design	Mission Hill	\$ 4,000	CDBG
16	7/23/2019	Castillo Dudley Dearborn Street LLC Architectural Design	Roxbury - Dudley Square	\$ 10,000	CDBG
17	7/2/2019	Dream Vision Eye Care - Graphic Design	Dorchester - Fields Corner	\$ 4,000	CDBG
18	11/1/2019	240 Bowdoin Street Architectural Design	Dorchester - Bowdoin / Geneva	\$ 17,000	CDBG
19	8/7/2019	Auntie Vie's Bakery & Cafe Architectural	Roxbury	\$ 8,000	CDBG
20	8/7/2019	Union Park Pizza Design	South End	\$ 4,000	CDBG
21	8/7/2019	Ripple Cafe Design	Dorchester - St. Mark's	\$ 4,000	CDBG
22	6/17/2020	Edwing Creation Salon Design	Hyde Park	\$ 5,000	NDF

**TOTAL \$ 137,999**



<b>PY19 BUSINESS TECHNICAL ASSISTANCE WORKSHOPS</b>			
	<b>Workshop</b>	<b>CDBG \$</b>	<b># of Attendees</b>
<b>1</b>	Business Planning 101	\$950	25
<b>2</b>	Legalities of Restaurant	\$2,000	25
<b>3</b>	Financing for Restaurants	\$1,800	25
<b>4</b>	Accounting for Restaurants	\$1,000	25
<b>5</b>	Marketing a Restaurant	\$4,250	25
<b>6</b>	Strategic Business Formation	\$2,000	45
<b>7</b>	Website Workshop Night 1	\$1,800	10
<b>8</b>	Website Workshop Night 2	\$1,800	10
<b>9</b>	Website Workshop Night 3	\$1,800	10
<b>10</b>	Website Workshop Night 4	\$1,800	10
<b>11</b>	Website Workshop Night 5	\$1,800	10
<b>12</b>	Business Planning and Pitch Deck Part 1	\$2,000	12
<b>13</b>	Business Planning and Pitch Deck Part 2	\$2,000	8
<b>14</b>	Business Planning and Pitch Deck Part 3	\$2,000	8
<b>15</b>	Marking and Branding	\$1,400	12
<b>16</b>	Business Planning 101	\$950	30
<b>17</b>	Negotiating your lease	\$2,000	30
<b>18</b>	Business Operations	\$950	5
<b>19</b>	Digitizing your business	\$950	9
<b>20</b>	Legal Issues during Covid-19	\$2,000	15
<b>21</b>	Digital tools for your business	\$800	12
<b>22</b>	Financial tools during Covid-19	\$1,800	8
	<b>TOTAL</b>	<b>\$37,850.00</b>	<b>369</b>

PY19 PARTNERS WITH NOPROFIT PROJECTS				
	Project	Neighborhood	DND \$ Committed	Agency Contribution
1	Asisan American Civic Assoc	Central	\$36,250	\$7,220
2	Asian Task Force	Dorchester	\$20,000	\$4,000
3	Boston Chinatown N'hood Center	Central	\$20,000	\$5,374
4	Boston Center For Arts	South End	\$40,000	\$39,026
5	Boys & Girls Club of Dorchester	Dorchester	\$40,000	\$9,852
6	Chinese Consolidated Benevolent Association	Central	\$22,000	\$4,200
7	Codman Square Health Center	Dorchester	\$40,000	\$40,867
8	East Boston Social Centers	East Boston	\$40,000	\$36,800
9	Ellis Memorial & Eldredge House PNP FY 20	South End	\$40,000	\$40,000
10	Haley House Bakery Cafe	Roxbury	\$40,000	\$40,000
11	Hattie Cooper Community Center	South End	\$32,950	\$6,625
12	Interim House Inc.	Dorchester	\$25,000	\$5,220
13	Mujeres Unidas Avanzando (MUA)	Dorchester	\$19,700	\$4,115
14	East Boston Social Centers Inc. (Jeffries Point Child Care)	East Boston	\$20,000	\$7,275
15	Interseminarian-Project Place	South End	\$20,000	\$76,800
16	New England Center for Arts & Tech	Dorchester	\$20,000	\$5,133
17	SMCWC-Crossroads PNP FY 19	East Boston	\$40,000	\$9,600
18	South Boston House	South Boston	\$18,000	\$4,500
19	St. Francis House	Central	\$40,000	\$23,517
20	St. Mary's Center	Dorchester	\$40,000	\$8,000
21	West End House	Allston/Brighton	\$25,500	\$19,358
<b>TOTALS</b>			<b>\$483,150</b>	<b>\$332,010</b>



## Grassroots for PY19 CAPER Report

Project Name	Neighborhood	Total Development \$	CDBG \$	Gardens Created
45 Norfolk - Micro Healing Forest	Dorchester	\$110,100.00	\$75,000.00	
Magnolia Street Garden	Roxbury	\$263,222.00	\$100,000.00	1
Savin Hill Ave Wildlife Habitat	Dorchester	\$129,209.00	\$75,000.00	
84 Maple Street Raised Beds	Roxbury	\$5,800.00	\$5,800.00 [1]	
Charlestown Sprouts Garden	Charlestown	\$118,050.00	\$92,000.00	1
Hero HOPE Garden/Geneva Ave Food Forest	Dorchester	\$151,250.00	\$50,000.00	1
Whittier Street Garden	Roxbury	\$57,500.00	\$56,000.00	1
<b>TOTAL</b>		<b>\$835,131.00</b>	<b>\$453,800.00</b>	<b>4</b>
<b>FUNDS LEVERAGED</b>		<b>\$381,331.00</b>		

# **SECTION C**

**Emergency Solutions Grant,  
Subrecipients**

**HOME: HQS Inspections**

**Poverty Status of Families in Boston**

---



Emergency Solutions Grant Subrecipients: Program Year 2019		
Provider	Contract Amount	ESG Component
Asian American Civic Association	\$49,256	Homelessness Prevention
Boston Medical Ctr.	\$17,748	Homelessness Prevention
Hearth, Inc	\$159,000	Homelessness Prevention
HomeStart	\$226,722	Homelessness Prevention
Metro Boston Housing Partnership	\$73,575	Homelessness Prevention
Nuestra Comunidad	\$53,233	Street Outreach
New England Center and Home for Veterans	\$35,407	Homelessness Prevention
Pine Street Inn-St.	\$656,381	Street Outreach
Little Sisters	\$95,809	Homelessness Prevention
<b>TOTAL</b>	<b>\$1,367,131</b>	
DND Admin	\$109,647	
HMIS Data Collection	\$19,949	
<b>GRAND TOTAL</b>	<b>\$1,496,727</b>	

### Housing Quality Standards (HQS) Program Year 2019

A total of 324 units in 58 projects were inspected. HQS inspections were put on hold in March 2020 due to the COVID-19 pandemic.

	Project	# Restricted Rental	# Units HOME	# HQS Completed
1	3-4 Holborn Terrace	8	6	4
2	25 Ruggles Street	43	15	4
3	75 Amory Avenue	39	11	4
4	225 Centre Street	35	35	7
5	430-436 Dudley Street	68	8	4
6	1392 House	12	11	4
7	Barnes School 202	74	16	4
8	Beryl Gardens	20	20	4
9	Bickford Street 202	55	9	5
10	Blessed Sacrament Convent	36	20	6
11	Bloomfield Gardens	27	27	6
12	Boston's HOPE	40	12	12
13	Brunswick-Holborn	43	5	4
14	Carleton House	44	44	9
15	Centre/Lamartine	30	15	4
16	Ceylon Field	62	20	13
17	Cheriton Heights - 202	63	40	8
18	Columbia West Apartments	52	15	4
19	Columbia-Wood Apartments	48	5	4
20	Dartmouth Hotel	64	25	4
21	Dudley Greenville	43	11	4
22	Dudley Village Phase II (South)	26	5	4
23	Four Corners Upper Washington	35	11	4
24	Greenway Apartments	27	6	4
25	Harvard Commons	45	45	19
26	Haynes House	124	29	6
27	HEARTH at Olmsted Green	59	20	4
28	Hope House	102	11	4
29	Jackson Commons	37	7	4
30	JP Apartments	103	11	4
31	Landfall Communities	95	11	4
32	Maple Commons	41	41	5
33	Mass Pike Towers	190	34	7
34	Mattapan Heights I aka The Foley	92	20	4



35	Mattapan Heights III/IV	73	13	4
36	Mishawum Assisted Living	33	20	4
37	Mt. Pleasant Home Inc.	38	9	4
38	Nate Smith House	44	4	4
39	Neponse Fields - Elderly Housing	30	30	6
40	Old Colony Housing Development - Phase I	116	12	4
41	Olmsted Green, Phase 3	50	11	4
42	One Lenox	25	13	4
43	Pickle Factory	43	11	4
44	Pondview Apartments	56	8	4
45	Quincy Commons	40	20	4
46	Rockland 202 AKA: Warren Gardens	40	40	8
47	Ruggles Shawmut	43	11	4
48	Schoolhouse Brookledge	90	11	4
49	Spencer House 202	46	6	4
50	Seaver/Erie	9	5	4
51	Trinity Franklin Hill Phase 2A	114	62	13
52	Trinity Terrace	62	40	14
53	UE Apartments	82	5	5
54	Villa Michelangelo	71	71	16
55	Warren Avenue Apartments	29	3	3
56	Washington Park	96	11	4
57	Wayne at Franklin	72	11	4
58	Whittier, Lyndhurst & Washington	44	5	4
<b>Total</b>				<b>324</b>

<b>POVERTY STATUS OF FAMILIES IN BOSTON</b>				
	<b>2014-2018</b>	<b>2009-2013</b>	<b>Change</b>	<b>% change</b>
# families	128,604	117,729	10,875	9.2%
% below poverty level	15.3%	16.4%	-	-1.1%
# below poverty	19,676	19,308	368	1.9%
White , non-Hispanic family HH	51,945	47,770	4,175	8.7
				-
% below poverty level	4.5%	5.4%		-0.9
# below poverty	2,338	2,580	242	-9.4
Black family HH	36,713	34,913	1,800	5.2
% below poverty level	20%	21.8%	-	1.8
# below poverty	7,343	7,611	268	-3.5
Asian family HH	12,050	10,563	1,487	14.1
% below poverty level	18.3%	21.6%	-	-3.3
# below poverty	2,205	2,282	77	-3.8
Some other race	10,719	10,455	264	2.5
% below poverty level	35%	29.5%	-	-5.5
# below poverty	3,752	3,084	668	21.7
Two or more races	5,815	5,112	7.3	13.8
% below poverty level	22.5%	19.4%	-	3.1
# below poverty	1,308	992	316	31.9
Hispanic	27,614	23,605	4,009	16.9%
% below poverty level	29.9%	30.6%	-	0.7%
# below poverty	8,257	7,223	1,034	14.3%
Householder 65+	20,242	16,920	3,322	19.6
% below poverty level	9.9%	9.6%	-	0.3
# below poverty	2,004	1,624	380	23.4
Source: ACS Table S1702: Poverty Status in the Past 12 Months of Families, 20098-20132 and 20143-20187 ACS 5-year Estimates				

# **SECTION D**

## **Housing Production:**

**Completed, In Construction + Committed**

---



NHD Construction Complete (PY19)								
Project	Neighborhood	Development Type	Total	Rental	Own	Total	DND	NHT
<b>New Construction</b>								
Residences at Brighton Marine	Allston/Brighton	Multi-family Rental	102	102		\$ 51,552,861	\$ 3,150,000	\$ 1,000,000
Jewish Community Housing for the Elderly	Allston/Brighton	Multi-family Rental	61	61		\$ 22,791,192	\$ 1,250,000	\$ 1,000,000
Edson   Peacevale Neighborhood Homes	Dorchester	1-2 Family	12	3	9	\$ 4,289,290	\$ 907,435	\$ -
The Harmon Apartments	Dorchester	Multi-family Rental	36	36		\$ 17,662,684	\$ 1,437,000	\$ 1,000,000
Ashmont TOD II (aka The Treadmark)	Dorchester	Multi-family Rental	83	51	32	\$ 44,804,813	\$ 4,039,695	\$ -
Paris Village	East Boston	Multi-family Rental	32	32		\$ 13,901,501	\$ 1,170,000	\$ 750,000
General Heath Square	Jamaica Plain	Multi-family Rental	47	47		\$ 18,464,768	\$ 2,439,660	\$ 750,000
Dumas   Mascot Neighborhood Homes	Mattapan	Fee Simple Development	7	3	4	\$ 2,576,414	\$ 904,451	\$ -
A.O. Flats at Forest Hills - aka Parcel U	Roslindale	Multi-family Rental	78	78	0	\$ 37,796,250	\$ 2,250,000	\$ 750,000
Glenway   Roxton Neighborhood Homes	Roxbury	1-2 Family	6	3	3	\$ 2,023,361	\$ 767,161	\$ -
Walker Park Apartments	Roxbury	Multi-family Rental	49	49		\$ 17,536,375	\$ 1,675,240	\$ 1,000,000
Madison Melnea Cass Apartments.	Roxbury	Multi-family Rental	76	76		\$ 39,025,366	\$ 1,500,000	\$ 750,000
Bartlett Place - Building B	Roxbury	Multi-family Rental	60	60	0	\$ 34,055,660	\$ 1,000,000	\$ 1,000,000
The Clarion	Roxbury	Multi-family Rental	39	39	0	\$ 18,454,083	\$ 1,476,600	\$ 750,000
206 West Broadway	South Boston	Multi-family Rental	16	16	0	\$ 5,900,000	\$ -	\$ -
<b>Rehabilitation</b>								
Wilshire Apartments	Roxbury	Multi-family Rental	29	29		\$ 10,022,484	\$ -	\$ 750,000
<b>TOTALS</b>			<b>733</b>	<b>685</b>	<b>48</b>	<b>\$ 340,857,102</b>	<b>\$ 23,967,242</b>	<b>\$ 9,500,000</b>

NHD in Construction				
Project	Rental	Own	Total	N'hood
UHomes at 90 Antwerp Street		20	20	BRIGHTON
127-159 Condor Street (Aileron Home-Ownership)	0	7	7	BOSTON
Cote Village - 9% Townhomes	24	0	24	DORCHESTER
Olmsted Green Phase IV - 47 Unit Low Income Rental	47		47	BOSTON
Indigo Block aka 65 East Cottage Street	80	9	89	DORCHESTER
280-290 Warren Street aka Michael Haynes Arms	55		55	ROXBURY
Cote Village Apartments (Rental)	52	0	52	DORCHESTER
16 Ronald Street aka HEARTH at Four Corners	54	0	54	DORCHESTER
<b>TOTAL</b>	<b>312</b>	<b>36</b>	<b>348</b>	

Neighborhood Housing Division: PY19 Commitments											
	Project	Program	N'hood	DND Funding	NHT Funding	30% Homeless	Own	Rental	Income Restricted	Middle Income	Total Units
1	24 Trull Street Rebuild	Housing Production		\$ 277,685	\$ -		1		1		1
2	UHomes at 90 Antwerp Street	Housing Production	Allston/Brighton	\$ 1,000,000	\$ 750,000		20		12	8	20
3	AOP - 119 Berkeley	Acquisition	Central	\$ 275,000	\$ -	0	0	23	23		23
4	41 La Grange Street AKA 48 Boylston Street Phase Two- New Construction	Housing Production	Central	\$ 4,280,957	\$ 1,000,000	33		126	62	61	126
5	Indigo Block aka 65 East Cottage Street	Housing Production	Dorchester	\$ 3,344,055	\$ 1,000,000	8	9	80	80	9	89
6	127-159 Condor Street (Aileron Rental)	Housing Production	East Boston	\$ 1,500,000	\$ 1,000,000	4	0	33	24	9	33
7	127-159 Condor Street (Aileron Home-Ownership)	Housing Production	East Boston	\$ 735,222	\$ -		7	0	4	3	7
8	AOP- East Boston CDC	Acquisition	East Boston	\$ 3,755,000	\$ -	0	0	42	42		42
9	Parcel 25 Phase 2	Housing Production	Jamaica Plain	\$ 2,550,000	\$ 1,250,000	5		46	46		46
10	Cote Village Apartments (Rental)	Housing Production	Mattapan	\$ 4,190,138	\$ 375,000	7	0	52	52	0	52
11	Cote Village - 9% Townhomes	Housing Production	Mattapan	\$ 2,124,856	\$ 375,000	0	0	24	24	0	24
12	Violet  Evelyn  Goodale  Hosmer  Leston Neighborhood Homes	Neighborhood Homes - Land	Mattapan	\$ 1,186,752	\$ -		9	1	8	2	10
13	Olmsted Green Phase IV -Rental	Housing Production	Mattapan	\$ 1,500,000	\$ -	5		47	47		47
14	Callender, Floyd, Stratton, Jones, Woodrow Neighborhood Homes	Neighborhood Homes - Land	Mattapan	\$ 3,170,980	\$ -	0	30	11	27	14	41
15	Mattapan Station 4%	Housing Production	Mattapan	\$ 2,200,000	\$ 700,000	12		114	114	0	114
16	Mattapan Station 9%	Housing Production	Mattapan	\$ 50,000	\$ 50,000	2		21	21		21
17	AOP - Southwest Boston CDC	Acquisition	Roslindale	\$ 5,610,000	\$ -	0	0	29	29		29
18	280-290 Warren Street aka Michael Haynes Arms	Housing Production	Roxbury	\$ 1,233,511	\$ 750,000	6		55	46	9	55
19	Holtzer Park - 125 Amory Street - Bldg C	Rental Development	Roxbury	\$ 2,717,000	\$ 750,000	7		62	62		62
20	Building M aka 25 Amory Apartments	Housing Production	Roxbury	\$ 1,495,425	\$ 750,000	5		44	44		44
21	Plan Dudley: 2147-2163 Washington Street		Roxbury	\$ 333,000	\$ -	8			62		0
22	Magnolia  Woodford Neighborhood Homes	Housing Production	Roxbury	\$ 619,547	\$ -		6	1	5	2	7
23	Whittier Street Apartments Phase 2	Housing Preservation	Roxbury	\$ 2,500,000	\$ 1,000,000	6		52	41	4	52
24	NewCastle Saranac Apartments		South End	\$ 1,550,000	\$ 1,550,000	10		97	97		97
			<b>TOTALS</b>	<b>\$ 51,171,128</b>	<b>\$ 11,300,000</b>	<b>118</b>	<b>82</b>	<b>960</b>	<b>973</b>	<b>121</b>	<b>1042</b>