



# Executive Office Report

Bisola Ojikutu MD MPH  
Executive Director  
Boston Public Health Commission

# FY23 Budget Update

Tim Harrington, Director of Administration and Finance

- City Council hearing May 17, 2022
- Mayor's Office has approved the inclusion of our requested new initiatives into the proposed FY23 operating budget:
  - 20 FTEs for Boston EMS to staff two additional ambulances
  - 4 FTEs for Boston EMS to staff new alternative response unit
  - 4 FTEs for the Chief Behavioral Health Officer and staff
  - 12 FTEs for Office of Public Health Preparedness to increase the City's Public Health and Medical Response to Emergencies
  - Epidemiologist dedicated to Recovery Services and storage costs for client belongings
- Must still be approved via City Council process



# Additional ARPA Funding

Tim Harrington, Director of Administration and Finance

- City is releasing additional ARPA funds in the coming month. The proposed funding for BPHC is below. This will proceed through a separate City Council hearing to be scheduled in May:
  - \$20M for COVID-19; response and surge planning, community engagement for continued vaccination and other direct COVID costs.
  - \$12M to support the new Center for Behavioral Health and Wellness
  - \$6M for substance use crisis; to ensure that critical response services for harm reduction, outreach response and recovery services are sustained and expanded across the city.

# Chairperson *Pro Tem* Selection

BOSTON  
PUBLIC  
HEALTH  
COMMISSION





**BOSTON  
PUBLIC  
HEALTH  
COMMISSION**

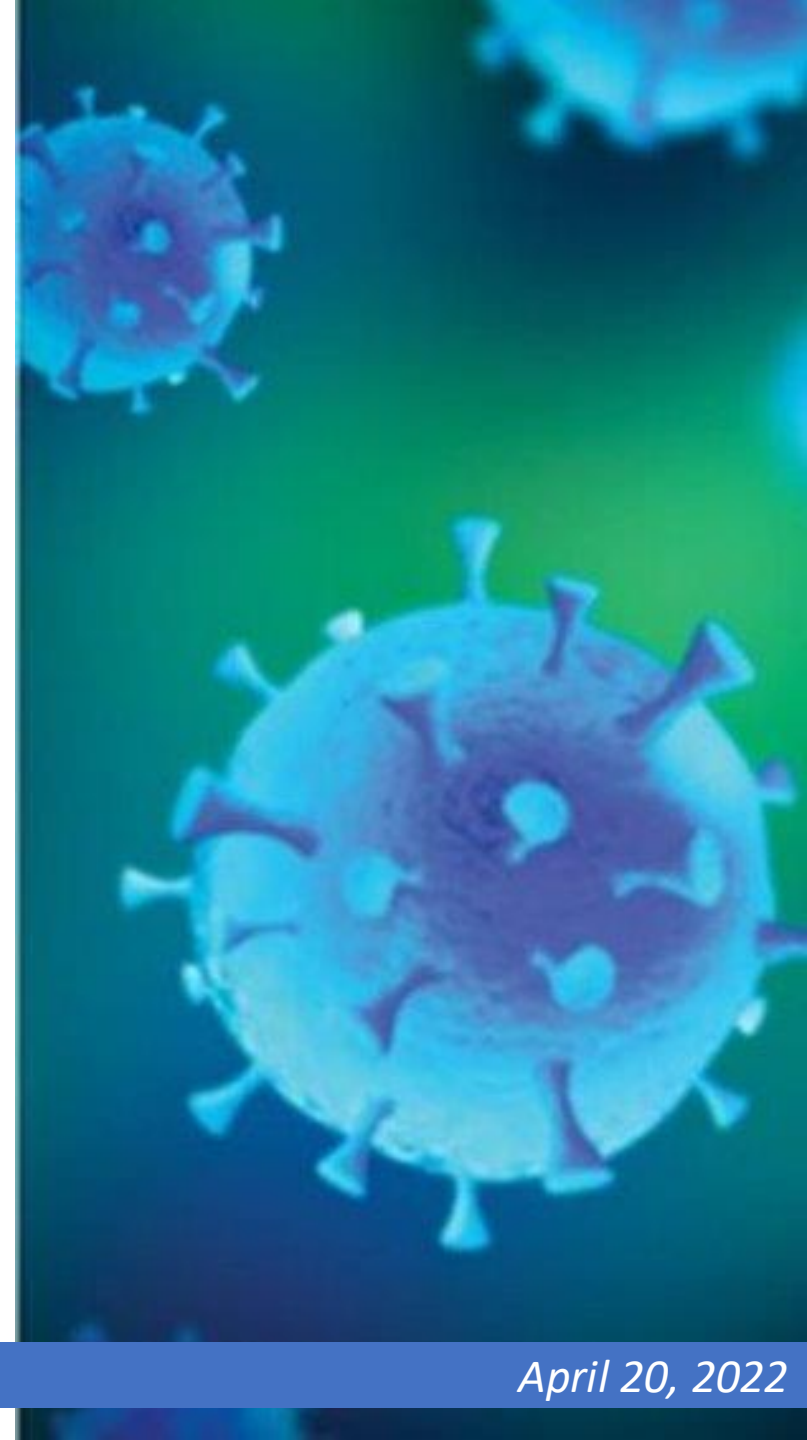


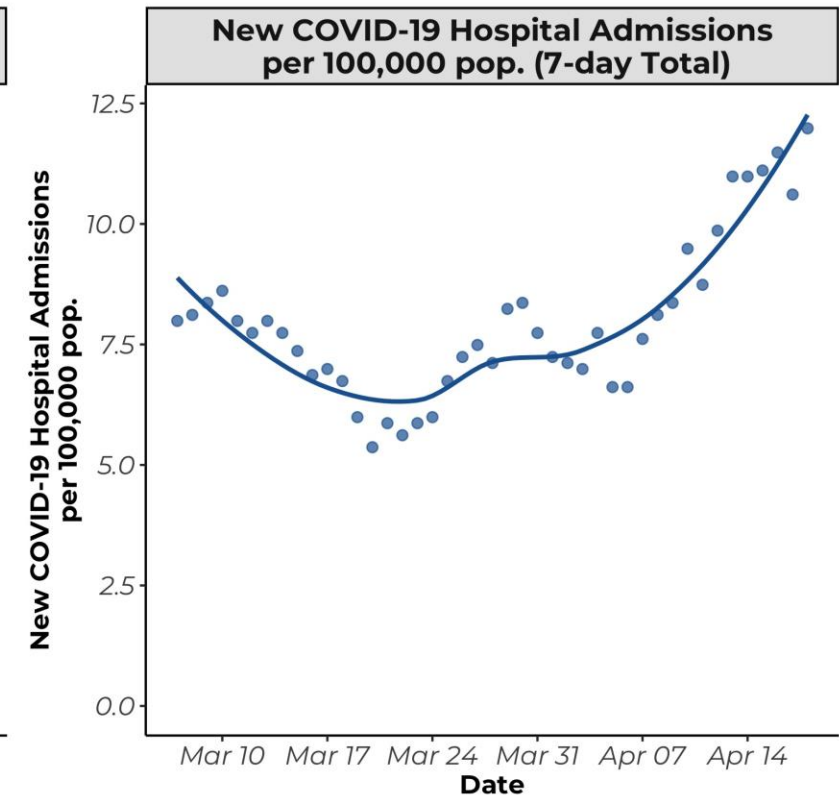
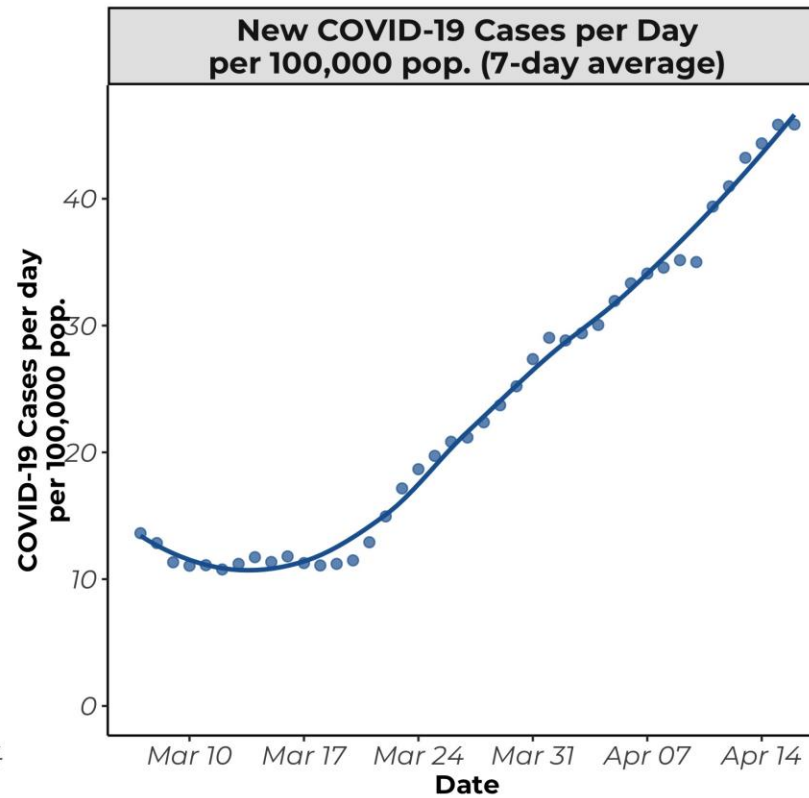
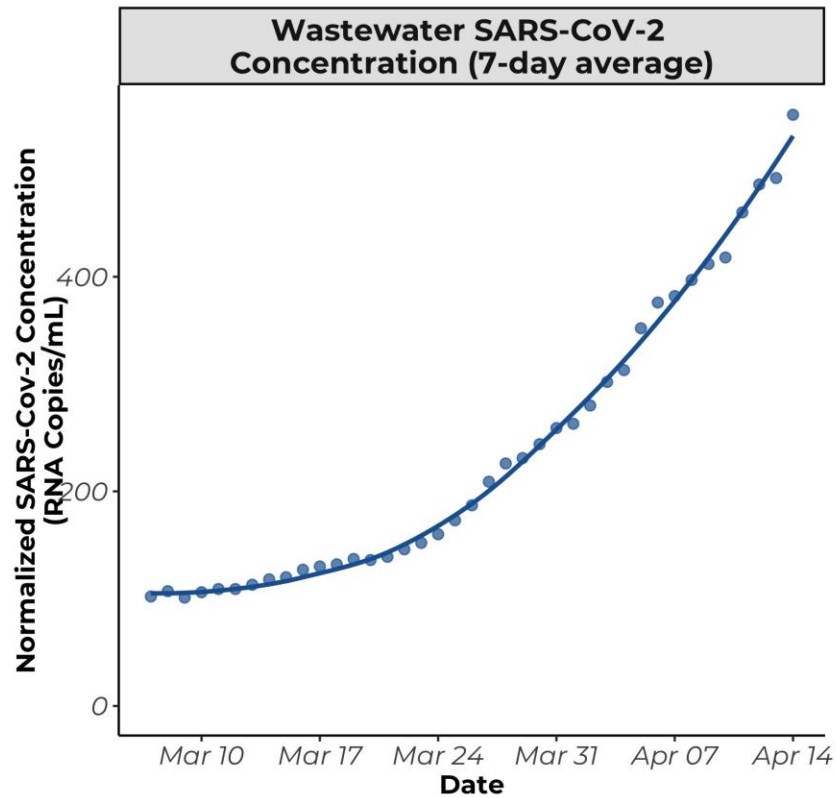
# **Acceptance and Approval of Minutes from March 9th Meetings**

# COVID-19 Updates and Discussion

Bisola Ojikutu MD, MPH  
Executive Director  
Boston Public Health Commission

Kathryn Hall PhD, MPH  
Deputy Director for Population Health & Health Equity  
Boston Public Health Commission





<b>551</b> <i>RNA copies/mL</i>	Data through: <b>14-April-2022</b>
7-day trend: <b>Increasing</b>	<b>+42%</b> over the past 7 days
14-day trend: <b>Increasing</b>	<b>+109%</b> over the past 14 days

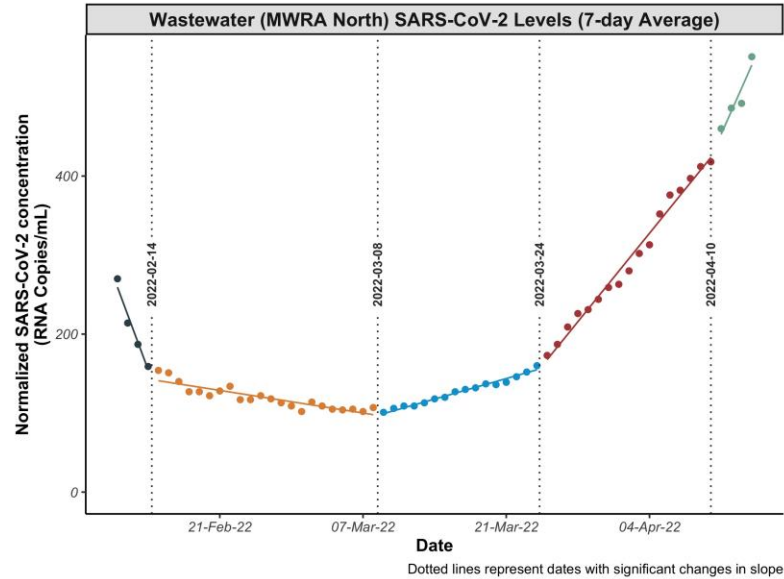
<b>45.9</b> <i>cases per 100,000</i>	Data through: <b>16-April-2022</b>
7-day trend: <b>Increasing</b>	<b>+35%</b> over the past 7 days
14-day trend: <b>Increasing</b>	<b>+65%</b> over the past 14 days

<b>12.0</b> <i>adm. per 100,000</i>	Data through: <b>18-April-2022</b>
7-day trend: <b>Increasing</b>	<b>+25%</b> over the past 7 days
14-day trend: <b>Increasing</b>	<b>+79%</b> over the past 14 days

**Wastewater data:** MWRA North, source: <https://www.mwra.com/biobot/biobotdata.htm>;

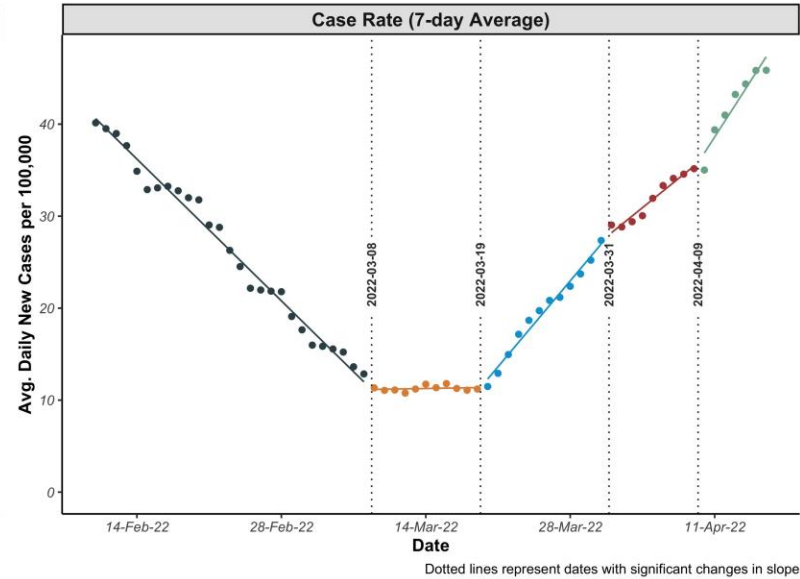
**Updated:** 19-April-2022 | **Data through:** 14-April-2022 (Wastewater), 16-April-2022 (Cases), 18-April-2022 (Hospitalizations)





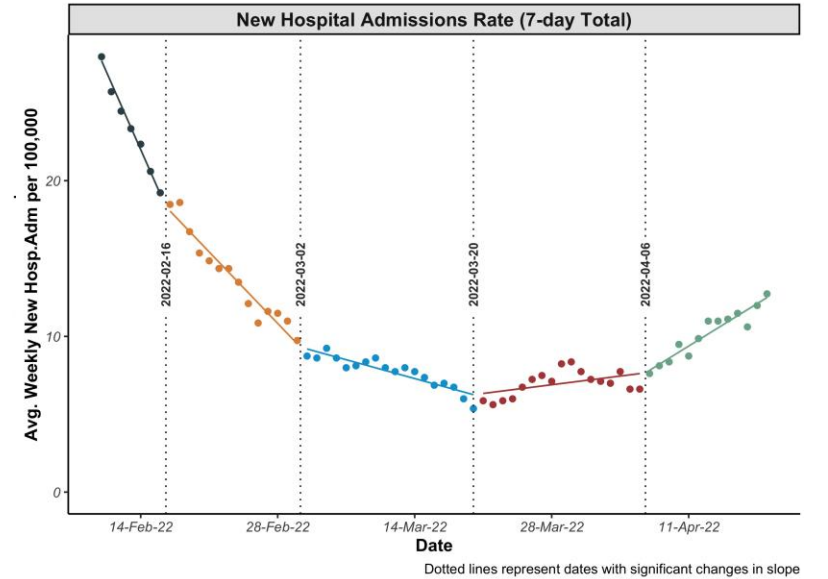
#### Trend Category

- 01: Decrease (Slope: -34.85)
- 02: Decrease (Slope: -2.05)
- 03: Increase (Slope: 3.71)
- 04: Increase (Slope: 15.99)
- 05: Increase (Slope: 29.22)



#### Trend Category

- 01: Decrease (Slope: -1.1)
- 02: Stable (Slope: 0.02)
- 03: Increase (Slope: 1.33)
- 04: Increase (Slope: 0.91)
- 05: Increase (Slope: 1.74)



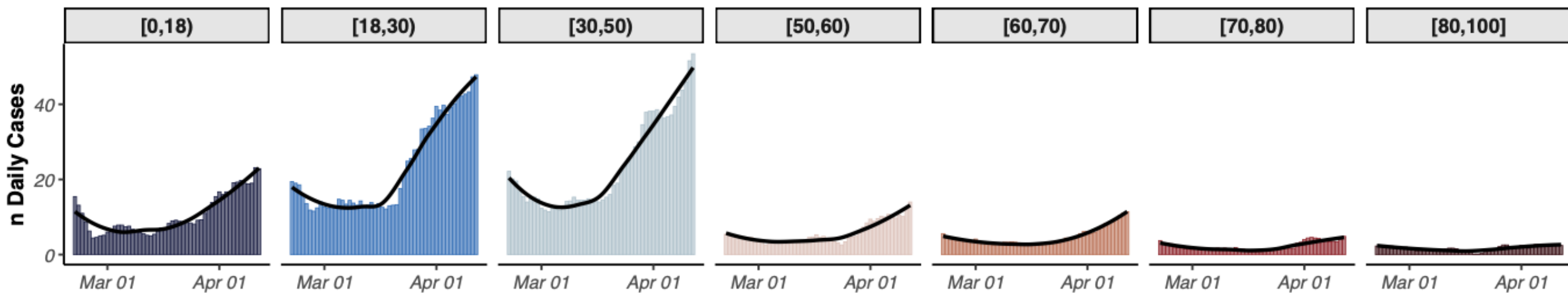
#### Trend Category

- 01: Decrease (Slope: -1.43)
- 02: Decrease (Slope: -0.66)
- 03: Decrease (Slope: -0.17)
- 04: Increase (Slope: 0.08)
- 05: Increase (Slope: 0.39)



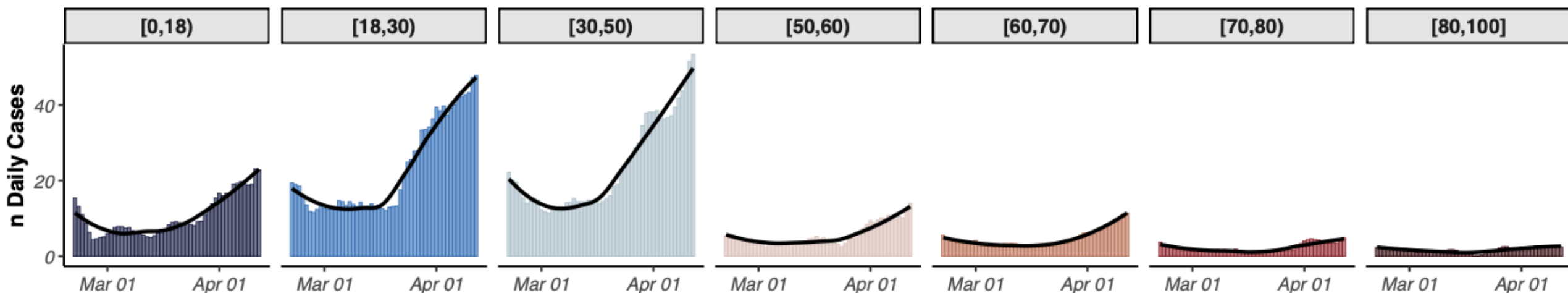
## Number of COVID-19 Cases per Day by Age (7-day Average)

*College testing excluded*

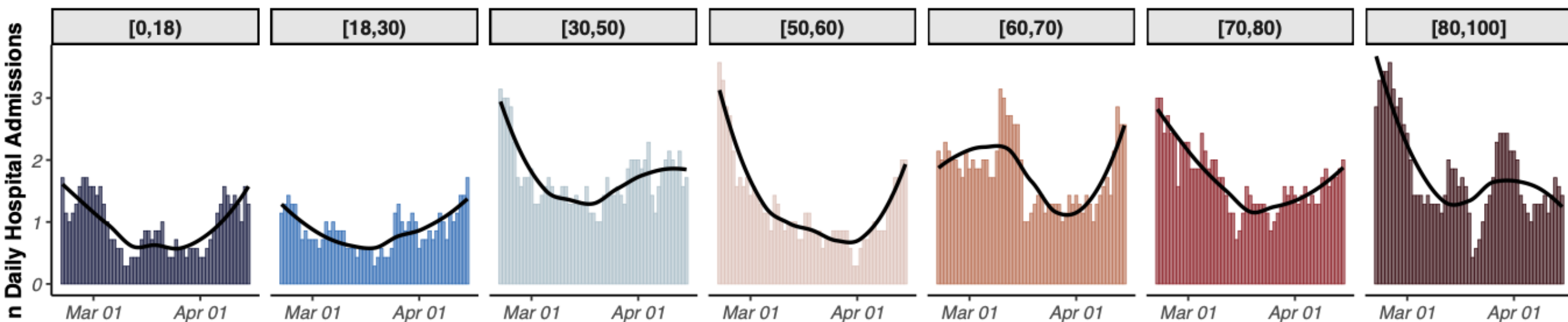


## Number of COVID-19 Cases per Day by Age (7-day Average)

College testing excluded



## Number of New Hospital Admissions per Day by Age (7-day Average)

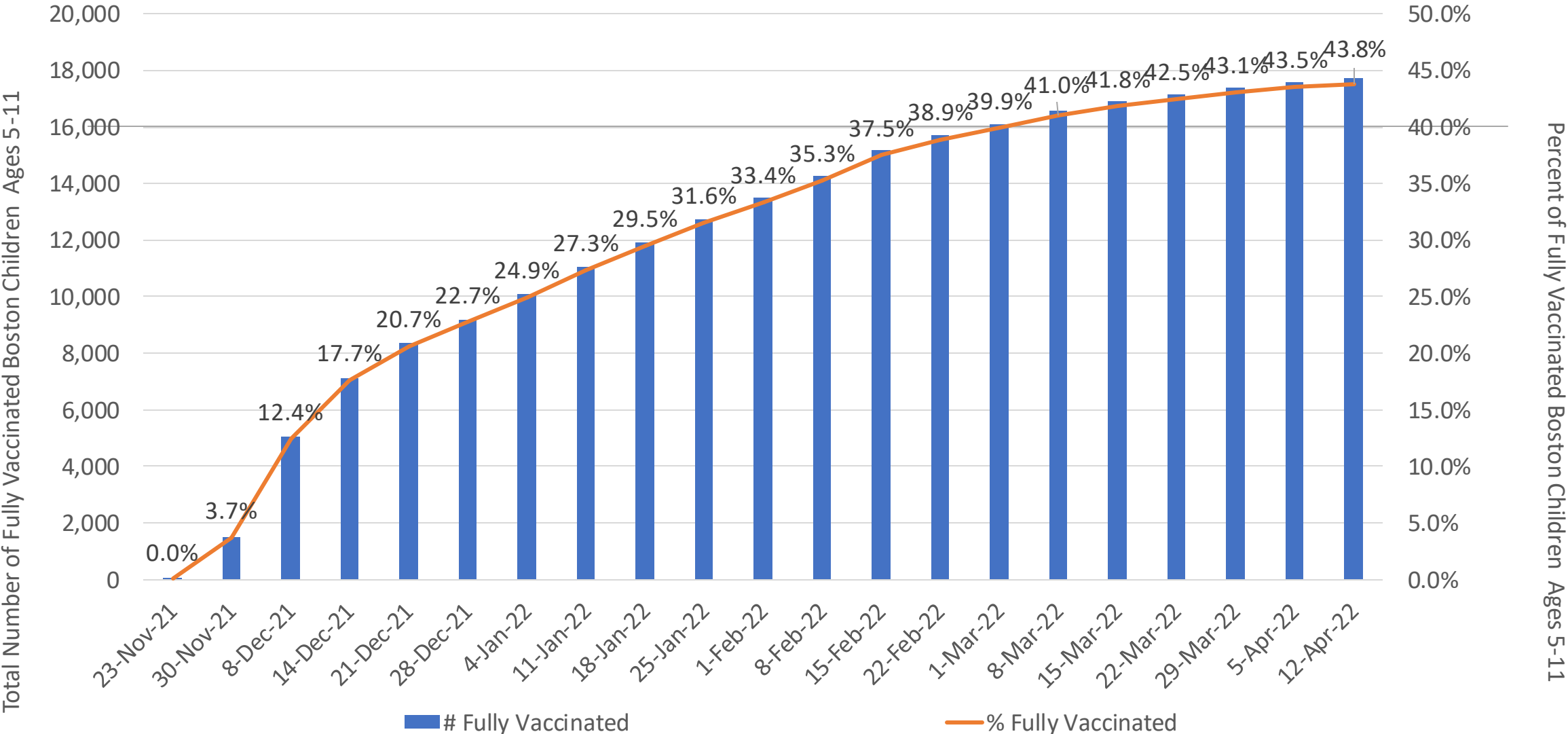


**Boston Residents with At Least 1 COVID-19 Vaccine Dose,  
Partially Vaccinated, and Fully Vaccinated, Dec. 15, 2020 - Apr. 12, 2022**

	<b>Number of Boston Residents</b>	<b>Percentage of Boston Total Population</b>	<b>Percentage of Boston Eligible Population (Ages 5+)</b>
<b>At Least 1 Dose<sup>1</sup></b>	588,403	86.6%	91.3%
<b>Partially Vaccinated<sup>2</sup></b>	92,001	13.5%	14.3%
<b>Fully Vaccinated<sup>3</sup></b>	496,402	73.1%	77.0%

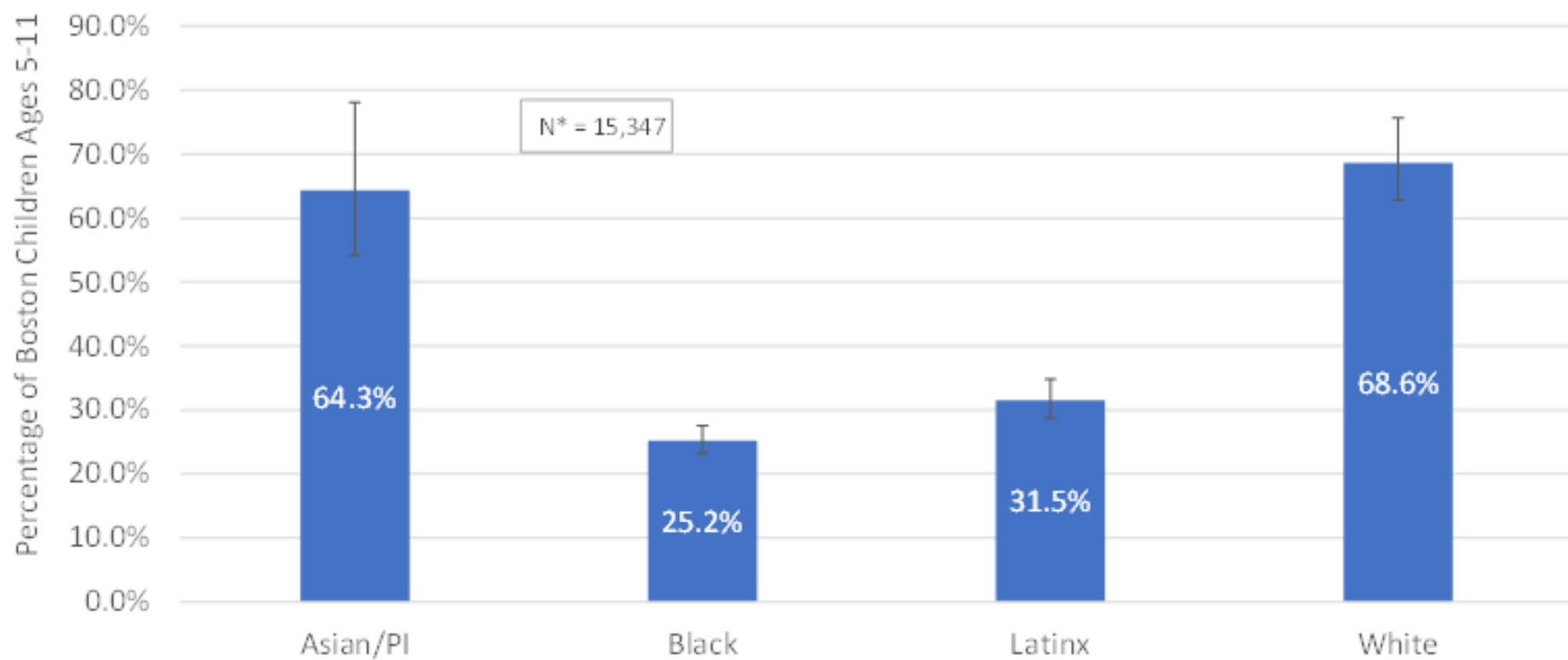
**Data Sources:** Massachusetts Department of Public Health, Massachusetts Immunization Information System; U.S. Census Bureau, American Community Survey, 2018 5-yr estimates (2014-2018).

Total Boston Children Ages 5-11 Years Who are Fully Vaccinated for COVID-19 by Week

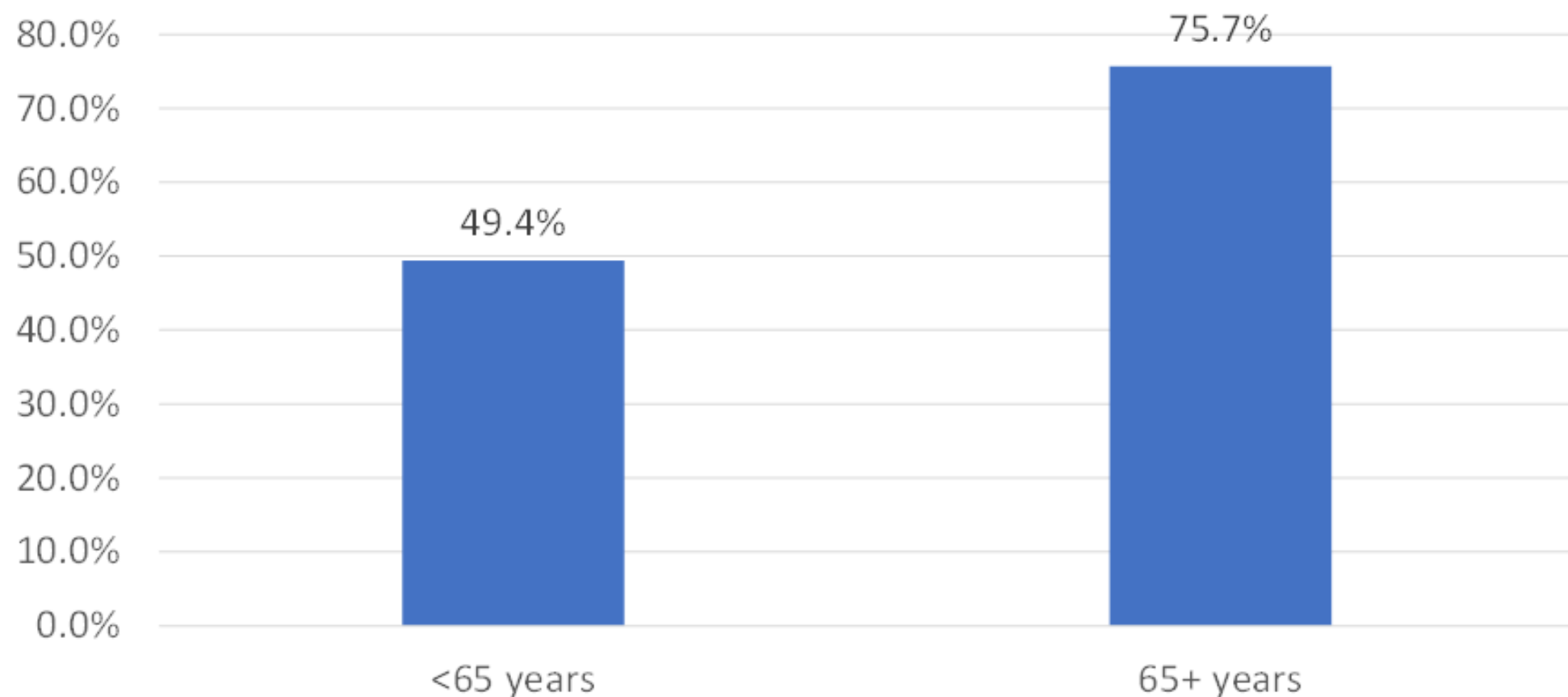


Data Sources: Massachusetts Department of Public Health, Massachusetts Immunization Information System; U.S. Census Bureau, American Community Survey, 2018 5-yr estimates (2014-2018).

Population-Based Percentage of Boston Children Age 5-11 Years who are Fully Vaccinated for COVID-19 by Race/Ethnicity, as of 4/12/22



Percent of COVID-19 Fully Vaccinated Individuals Who Have Received Booster, by Age Group (as of Apr. 12, 2022)





# Strong Recommendations

- Masking in indoor public settings, especially if you have co-morbidities, are unvaccinated, immunocompromised or over age 65
- Stay up to date with vaccination and boosting
- Stay home if you are ill
- Test before large indoor gatherings and prior to visiting higher risk individuals
- If you are positive, reach out to your health care provider for treatment





# Behavioral Health Initiative

Michele Clark, DrPH, MPH  
Deputy Director for Programs and Services  
Boston Public Health Commission

# Unmet Behavioral Health Needs

**2019 CHNA priorities for collaborative action**  
→ **Behavioral Health**

**2020 CHIP Priority Area 3: Behavioral Health (mental health and substance use)**

Goal: “Promote social and emotional wellness by fostering resilient communities and building equitable, accessible, and supportive systems of care.”



# Existing Behavioral Health Programming at BPHC

Behavioral health programming **at BPHC** falls under several bureaus and offices and takes many different forms:

- Trauma response
- Child, adolescent, and family interventions
- Workforce resilience
- Services for people experiencing homelessness
- Services for people with substance use disorders

Several other departments across the **City of Boston** engage in behavioral health work.

# Draft Goal and Priorities

## *Center for Behavioral Health and Wellness*

**Draft Goal:** Develop innovative prevention and response models to mental health, substance use, and wellness that address systemic inequities through a comprehensive, coordinated citywide response in Boston.



## Discussion