Wastewater SARS-CoV-2 Concentration (7-day average)

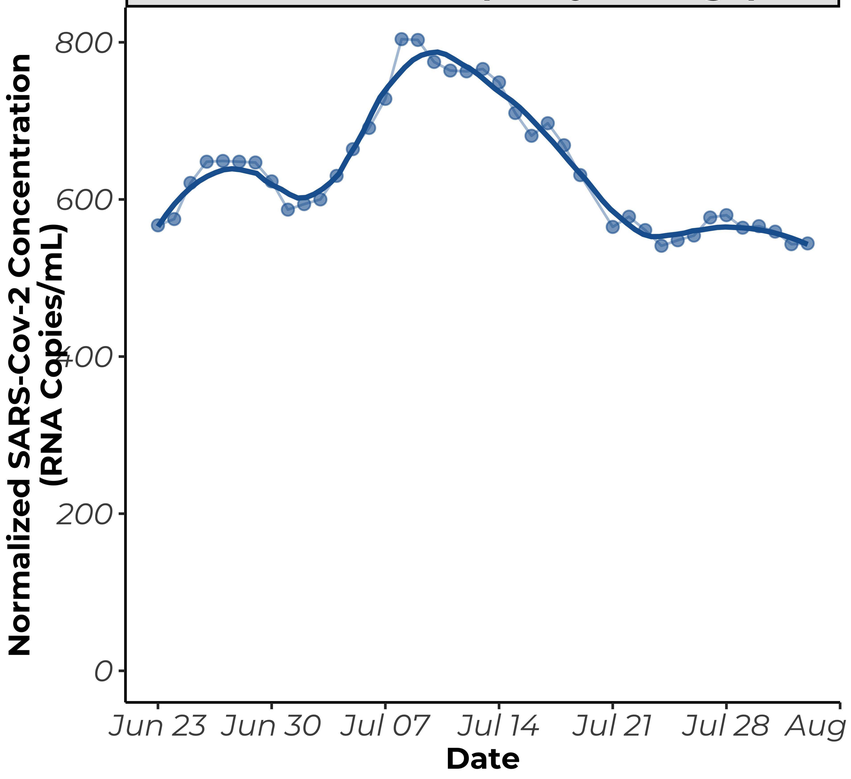

544 *RNA copies/mL*	Data through: **02-August-2022**
7-day trend **Stable**	**-4.4%** over the past 7 days
14-day trend **Decreasing**	**-6.7%** over the past 14 days

New COVID-19 Cases per Day per 100,000 pop. (7-day average)

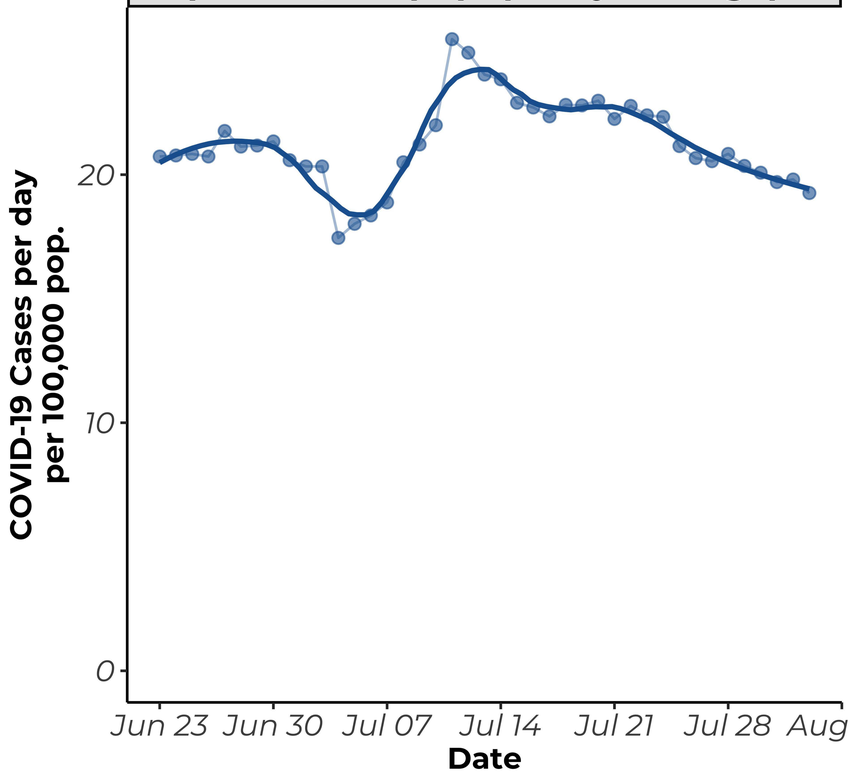

19.3 *cases per 100,000*	Data through: **02-August-2022**
7-day trend **Decreasing**	**-6.9%** over the past 7 days
14-day trend **Decreasing**	**-16.6%** over the past 14 days

Number of New COVID-19 Hospital Admissions (7-day Total)

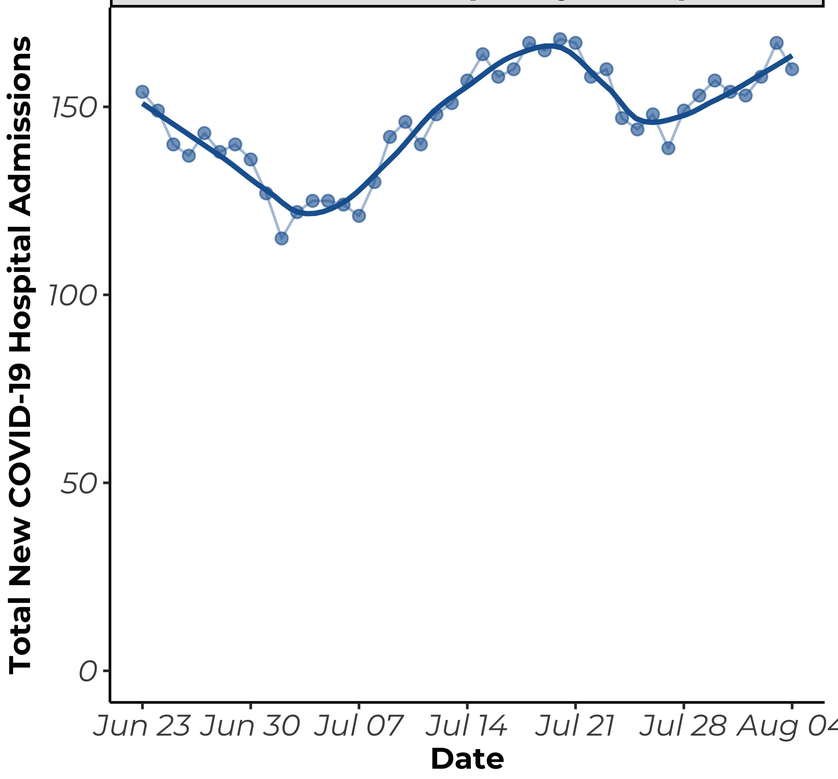

160 *hospital adm.*	Data through: **04-August-2022**
7-day trend **Increasing**	**+8.2%** over the past 7 days
14-day trend **Stable**	**+2.8%** over the past 14 days

Updated: 05-August-2022 | **Wastewater data:** MWRA North, source: https://www.mwra.com/biobot/biobotdata.htm | **Case Data:** MDPH MAVEN | **Hospitalization Data:** MDPH data, self-reported by Boston hospitals