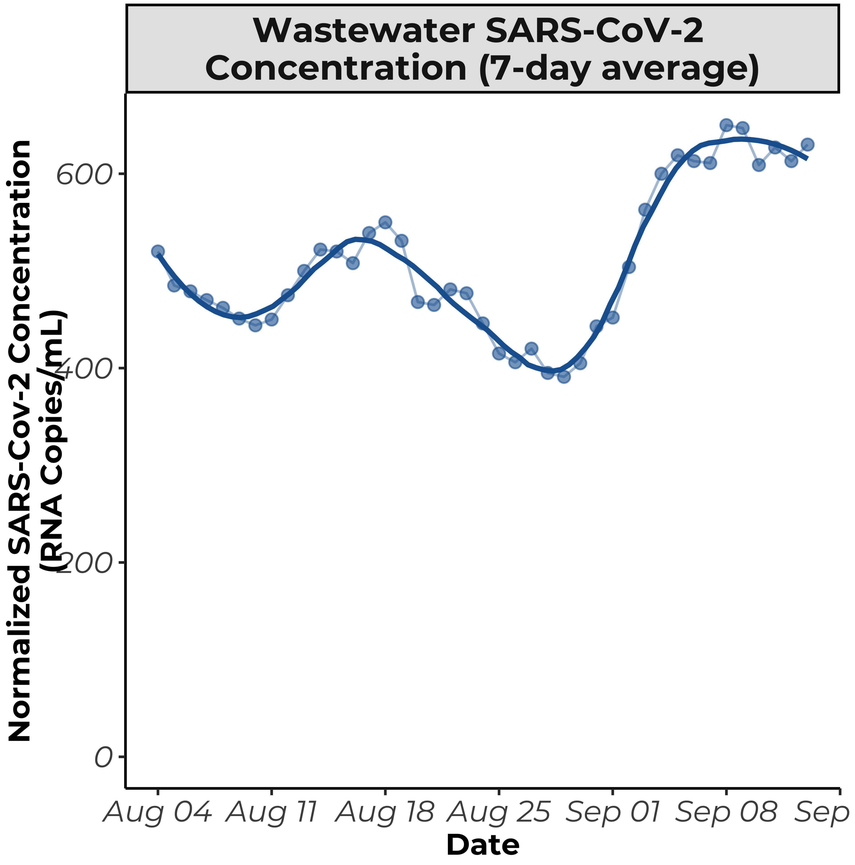


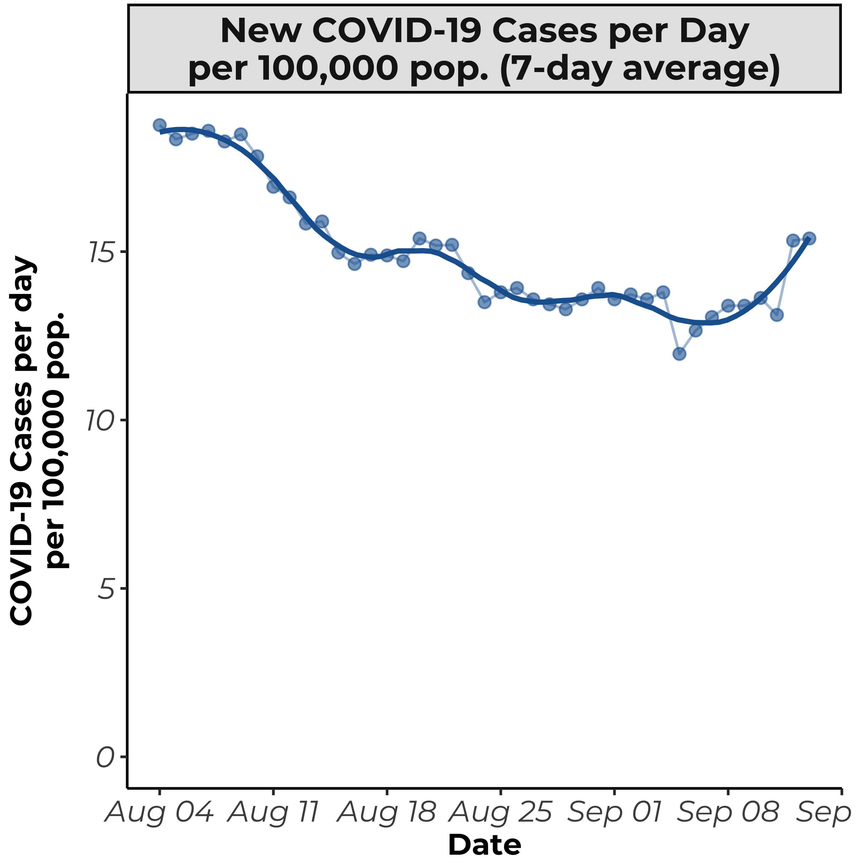


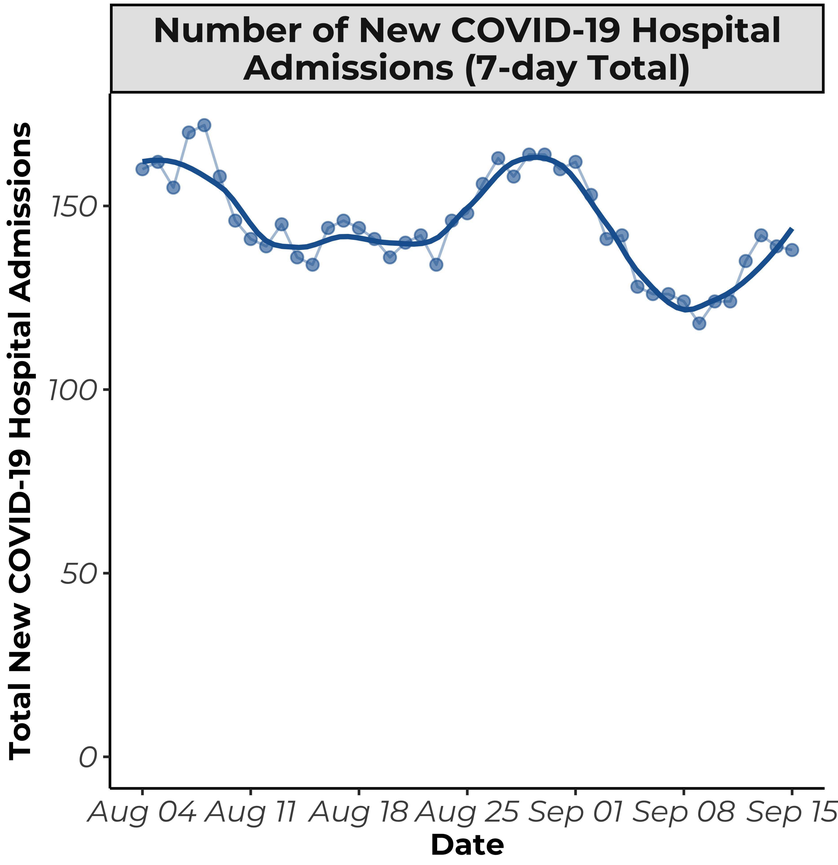


| | |
|---|---|
| **630** *RNA copies/mL* | Data through: **13-September-2022** |
| *7-day trend* **Stable** | **+0.3%** over the past 7 days |
| *14-day trend* **Increasing** | **+49.2%** over the past 14 days |

| | |
|---|---|
| **15.4** *cases per 100,000* | Data through: **13-September-2022** |
| *7-day trend* **Increasing** | **+19.4%** over the past 7 days |
| *14-day trend* **Stable** | **+6.4%** over the past 14 days |

| | |
|---|---|
| **138** *hospital adm.* | Data through: **15-September-2022** |
| *7-day trend* **Increasing** | **+18.7%** over the past 7 days |
| *14-day trend* **Stable** | **-9.8%** over the past 14 days |

**Updated:** 16-September-2022 | **Wastewater data:** MWRA North, source: https://www.mwra.com/biobot/biobotdata.htm | **Case Data:** MDPH MAVEN | **Hospitalization Data:** MDPH data, self-reported by Boston hospitals