Wastewater SARS-CoV-2 Concentration (7-day average)

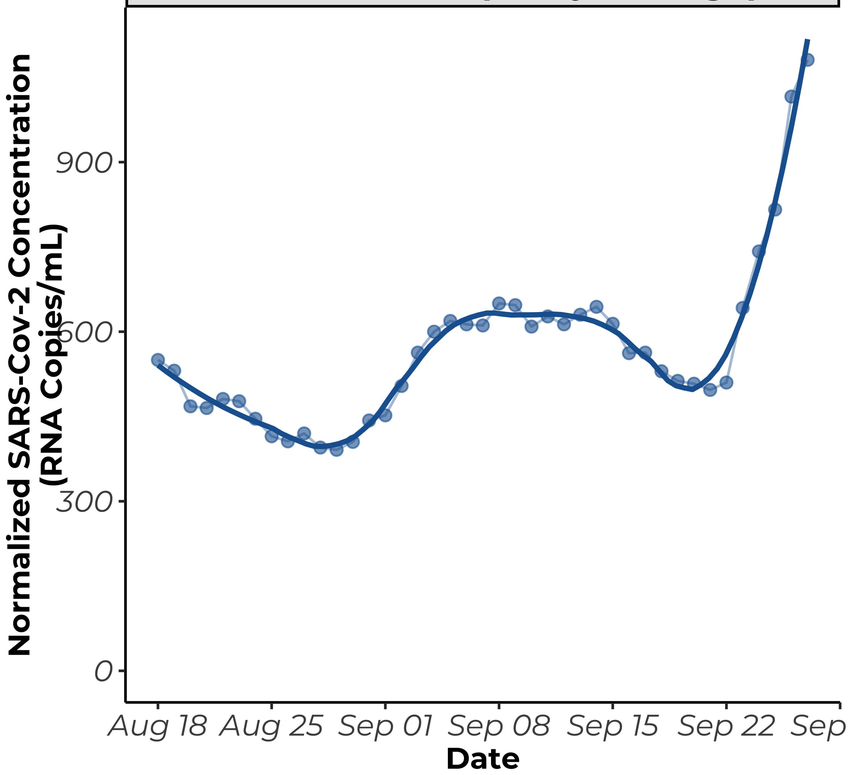

1081 *RNA copies/mL*	Data through: **27-September-2022**
7-day trend **Increasing**	**+138.2%** over the past 7 days
14-day trend **Increasing**	**+59.5%** over the past 14 days

New COVID-19 Cases per Day per 100,000 pop. (7-day average)

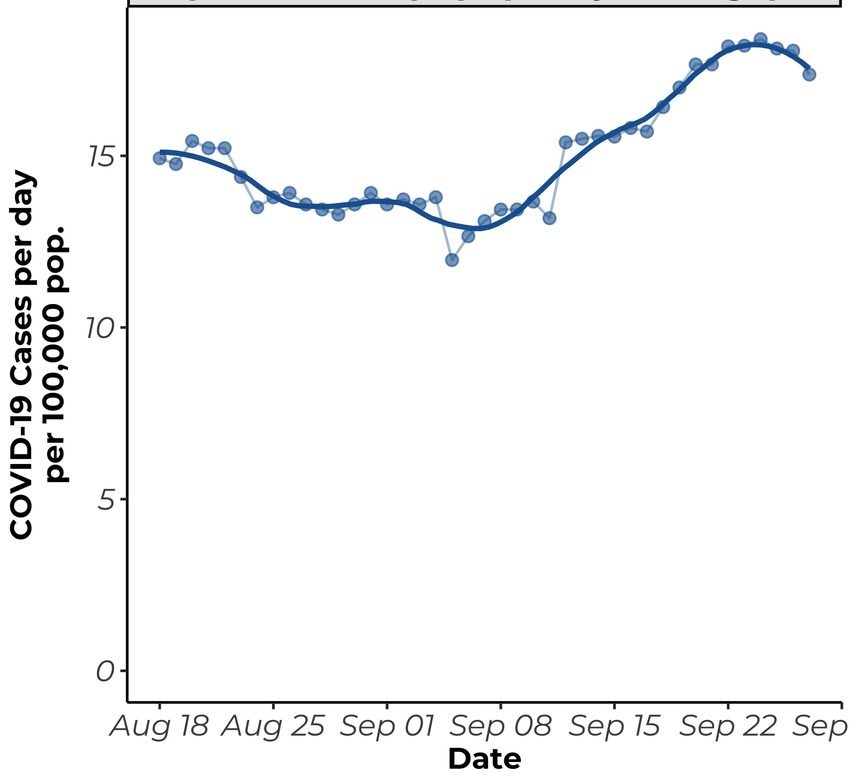

17.4 *cases per 100,000*	Data through: **27-September-2022**
7-day trend **Stable**	**0.0%** over the past 7 days
14-day trend **Increasing**	**+20.6%** over the past 14 days

Number of New COVID-19 Hospital Admissions (7-day Total)

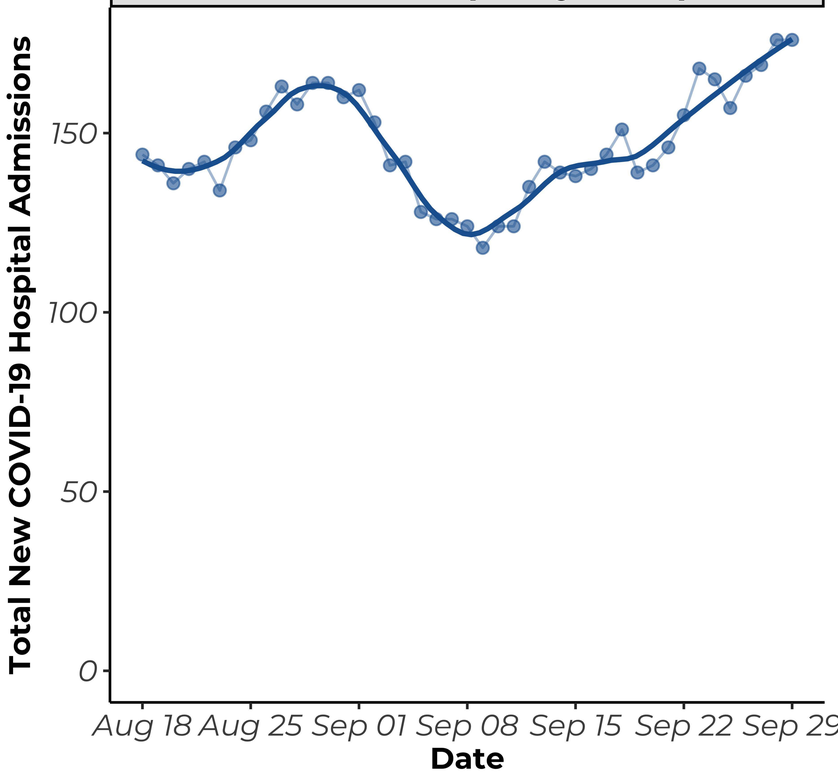

176 *hospital adm.*	Data through: **29-September-2022**
7-day trend **Increasing**	**+11.0%** over the past 7 days
14-day trend **Increasing**	**+28.9%** over the past 14 days

Updated: 30-September-2022 | **Wastewater data:** MWRA North, source: https://www.mwra.com/biobot/biobotdata.htm | **Case Data:** MDPH MAVEN | **Hospitalization Data:** MDPH data, self-reported by Boston hospitals