

As of July 14, 2022, the vaccine reporting week has changed from reporting for a week ending on a Tuesday to reporting for a week ending on a Monday to align with a new Massachusetts Department of Public Health data release schedule.

<b>First, Second, and Single COVID-19 Vaccine Doses Administered, Boston Residents, Dec. 15, 2020 - Sept. 19, 2022</b>		
	<b>Doses Administered</b>	<b>Percentage of Total Boston Population*</b>
1st Dose (Moderna, Pfizer, Novavax)	585,938	86.2%
2nd Dose (Moderna, Pfizer, Novavax)	501,925	73.9%
Single Dose (Johnson & Johnson)	30,259	4.5%
<b>Total Doses Administered</b>	<b>1,118,122</b>	

<b>Boston Residents with At Least 1 COVID-19 Vaccine Dose, Partially Vaccinated, Fully Vaccinated, and Boosted, Dec. 15, 2020 - Sept. 19, 2022</b>		
	<b>Number of Boston Residents</b>	<b>Percentage of Total Boston Population</b>
<b>At Least 1 Dose<sup>1</sup></b>	616,205	90.7%
<b>Partially Vaccinated<sup>2</sup></b>	84,013	12.4%
<b>Fully Vaccinated<sup>3</sup></b>	532,192	78.3%
<b>Booster<sup>4</sup></b>	303,023	44.6%

**Week to Week Comparison: Boston Residents who Received COVID-19 Vaccine - Sept 6 - 19, 2022**

	<b>Number of Boston Residents</b>		<b>Percent Change</b>
	<b>Sept 6 - 12</b>	<b>Sept 13 - 19</b>	
<b>At Least 1 Dose</b>	1571	1594	1.5%
<b>Fully Vaccinated</b>	853	751	-12.0%
<b>Booster</b>	614	868	41.4%

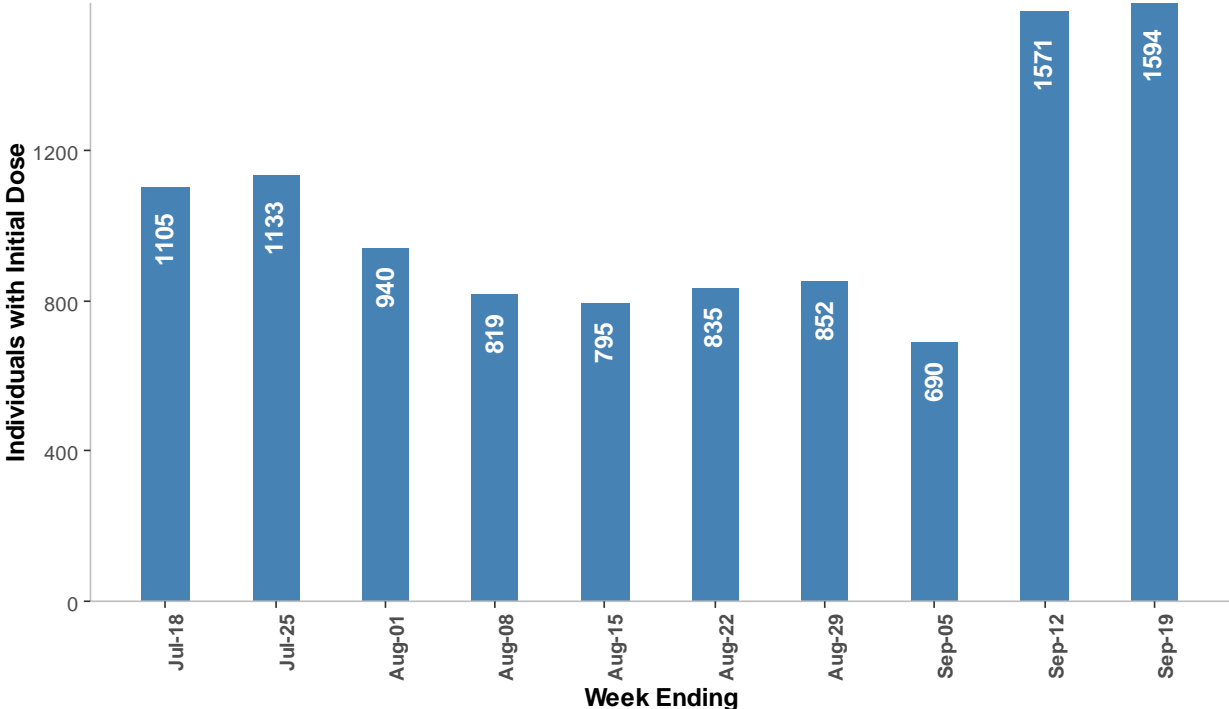
\* The Boston total population count (679,413 residents), which is used as the denominator in calculating percentages of Boston total population, includes residents of all ages.

1 At Least 1 Dose refers to individuals who have received one or more doses of the Moderna or Pfizer vaccine, or a single dose of the Johnson & Johnson vaccine. 2 Partially Vaccinated refers to individuals who have received only a first dose of the Moderna or Pfizer vaccine. 3 Fully Vaccinated refers to individuals who have received both first and second doses of the Moderna or Pfizer vaccine, or a single dose of the Johnson & Johnson vaccine. 4 Boosted is defined as any dose after being fully vaccinated.

Data Sources: 1) Massachusetts Department of Public Health (MDPH), Massachusetts Immunization Information System (MIIS). Data as September 20, 2022. Data are current as of time of publication and may be subject to change in future publications as additional data are reported. 2) U.S. Census Bureau, American Community Survey, 2018 5-yr estimates (2014-2018).

# Individuals Receiving Initial Dose of COVID-19 Vaccine by Weeks: Between July 18th and Sept 19th, 2022

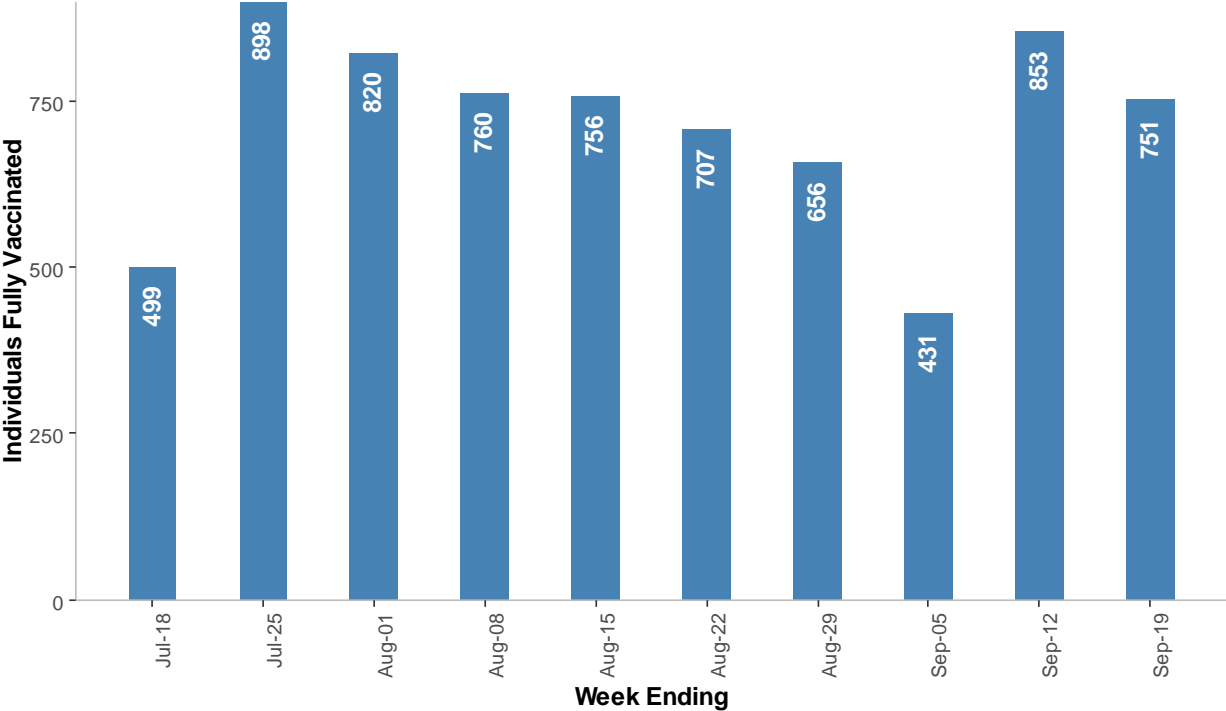
Total Individuals with at least 1 Dose (N) = 10334



Data Source: Massachusetts Department of Public Health,  
Massachusetts Immunization Information System

**Individuals who are Fully Vaccinated with COVID-19 Vaccine by Weeks:  
Between July 18th and Sept 19th, 2022**

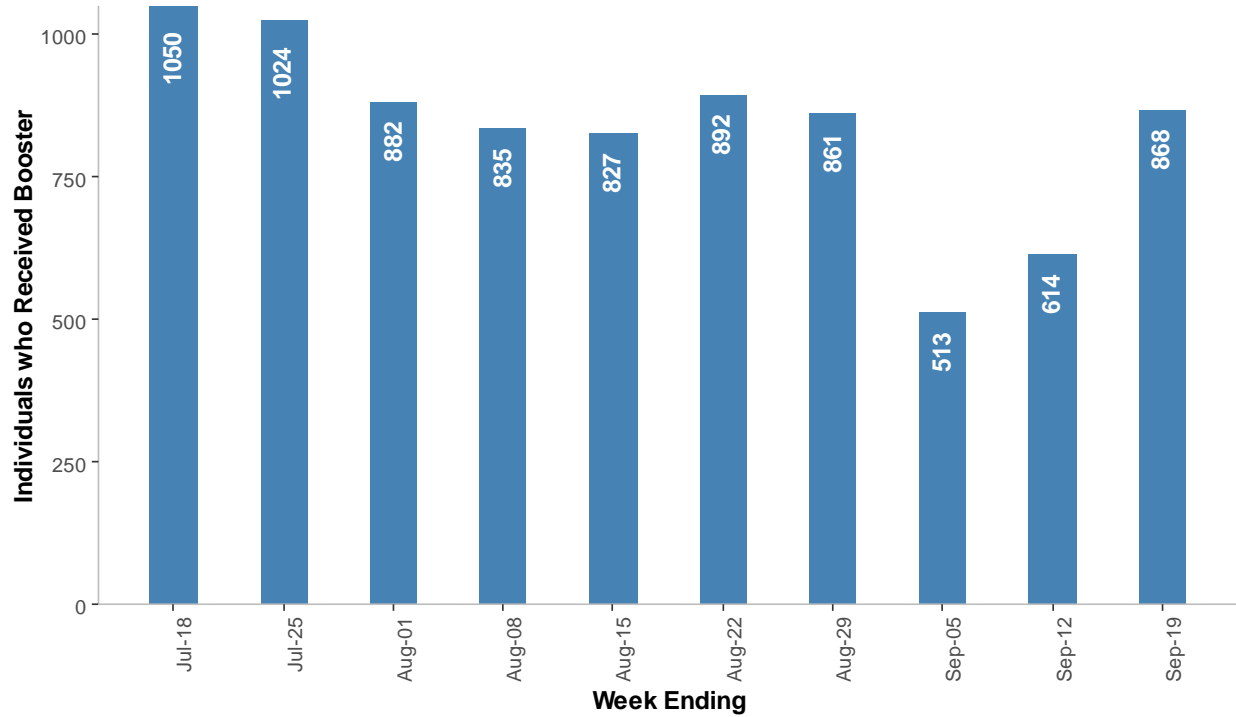
**Total Individuals Fully Vaccinated (N) = 7131**



Data Source: Massachusetts Department of Public Health,  
Massachusetts Immunization Information System

## Individuals who Received Booster COVID-19 Vaccine by Weeks: Between July 18th and Sept 19th, 2022

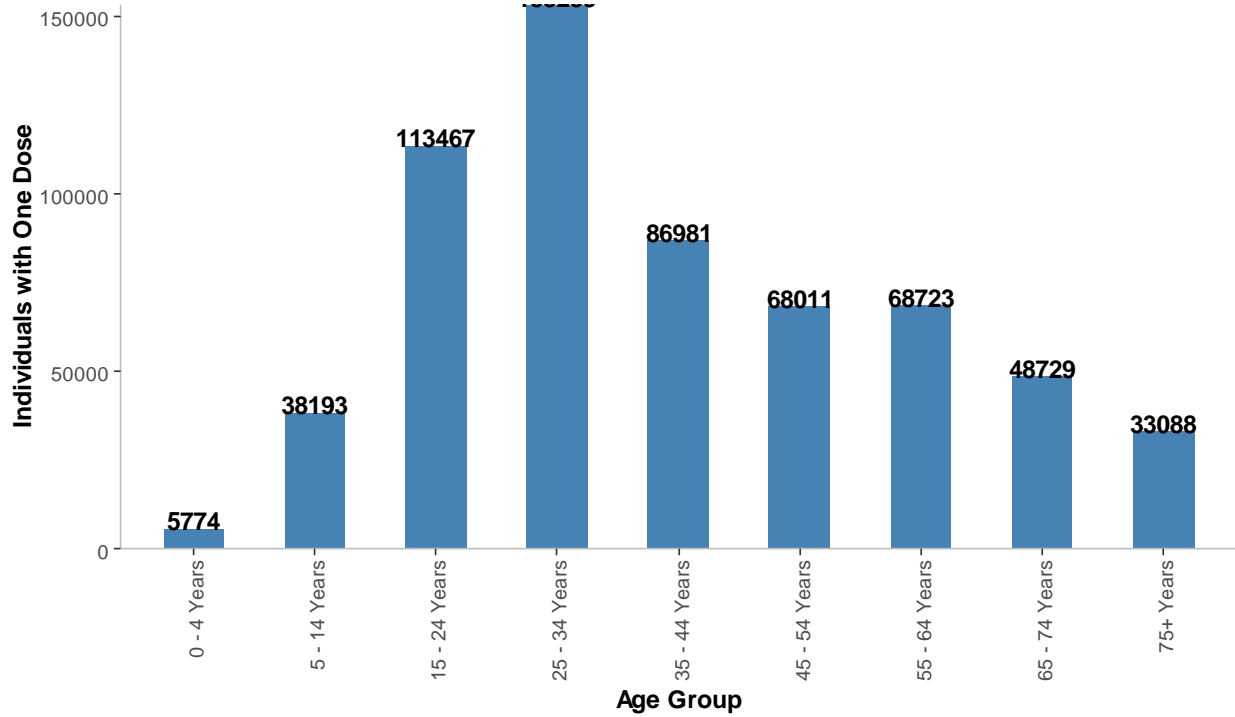
Total Individuals who Received Booster (N) = 8366



Data Source: Massachusetts Department of Public Health,  
Massachusetts Immunization Information System

## Individuals by Age Group with at Least One Dose of COVID Vaccine: Between Dec. 15, 2020 and Sept 19th, 2022

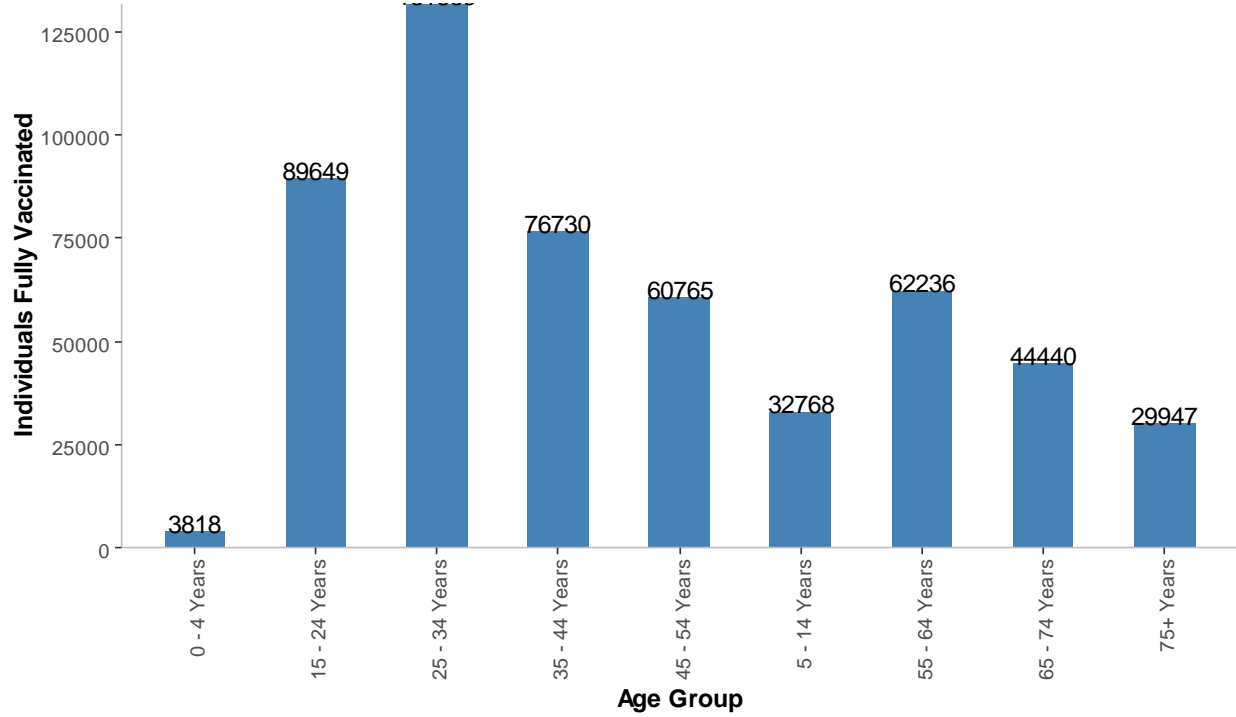
Individuals with at least One Dose (N) = 616205



Data Source: Massachusetts Department of Public Health,  
Massachusetts Immunization Information System

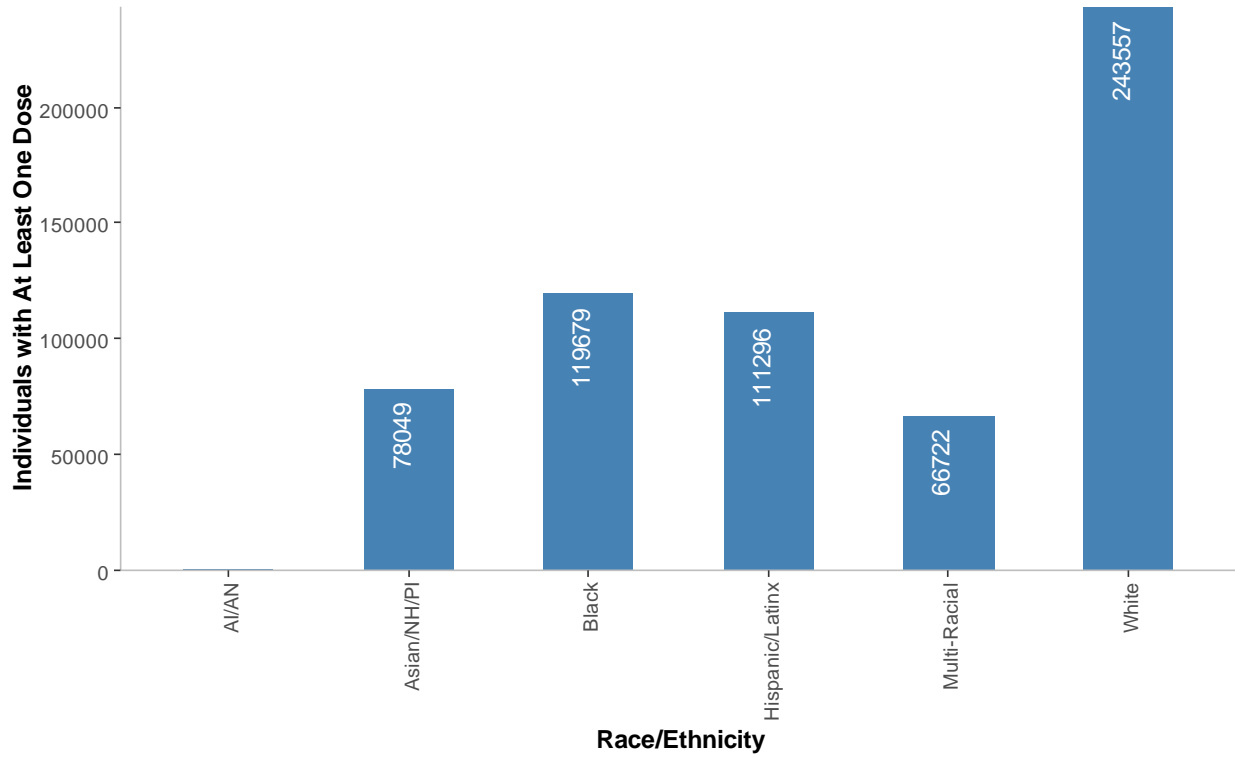
## Fully Vaccinated Individuals by Age Group: Between Dec. 15, 2020 and Sept 19, 2022

Total Individuals Fully Vaccinated (N) = 532192



Data Source: Massachusetts Department of Public Health,  
Massachusetts Immunization Information System

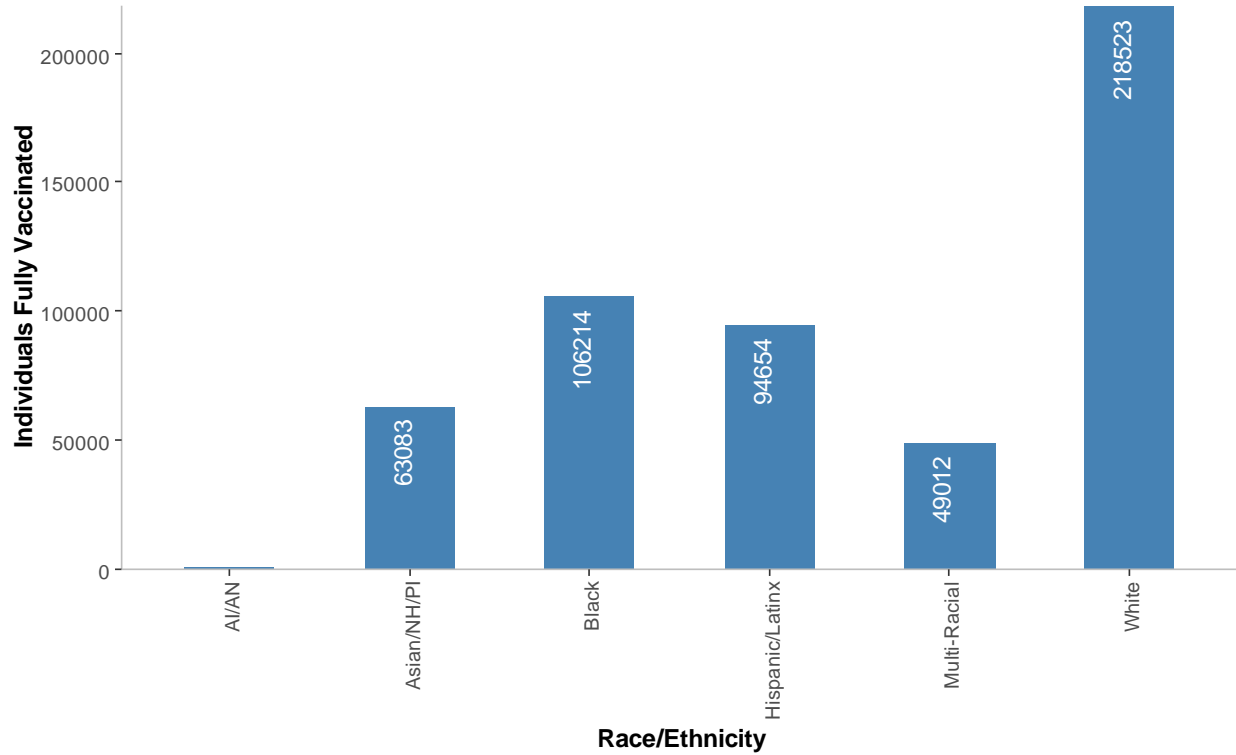
**Individuals with at Least One Dose by Race/Ethnicity:  
Between Dec. 15, 2020 and Sept 19, 2022**



Data Source: Massachusetts Department of Public Health,  
Massachusetts Immunization Information System

AI/AN = American Indian or Alaskan Native  
Asian/NH/PI = Asian, Native Hawaiian, or Pacific Islander

**Fully Vaccinated Individuals by Race/Ethnicity:  
Between Dec. 15, 2020 and Sept 19, 2022**

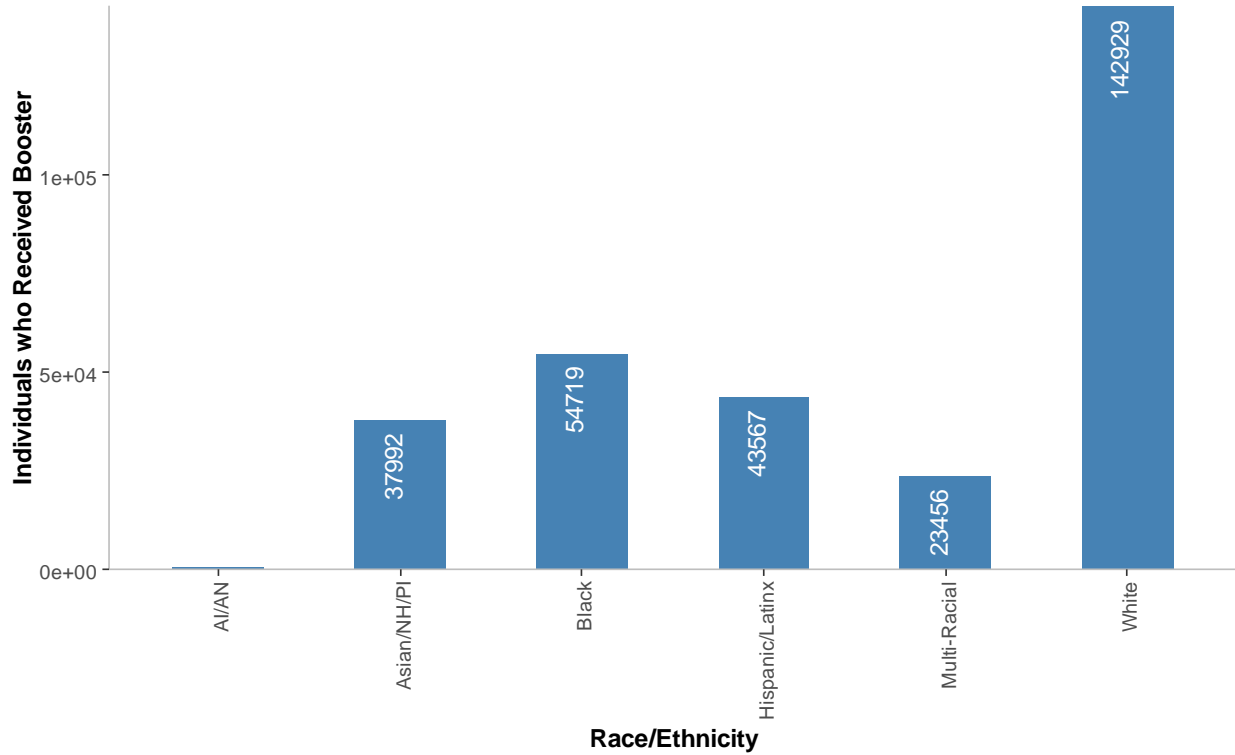


Data Source: Massachusetts Department of Public Health,  
Massachusetts Immunization Information System

AI/AN = American Indian or Alaskan Native  
Asian/NH/PI = Asian, Native Hawaiian, or Pacific Islander



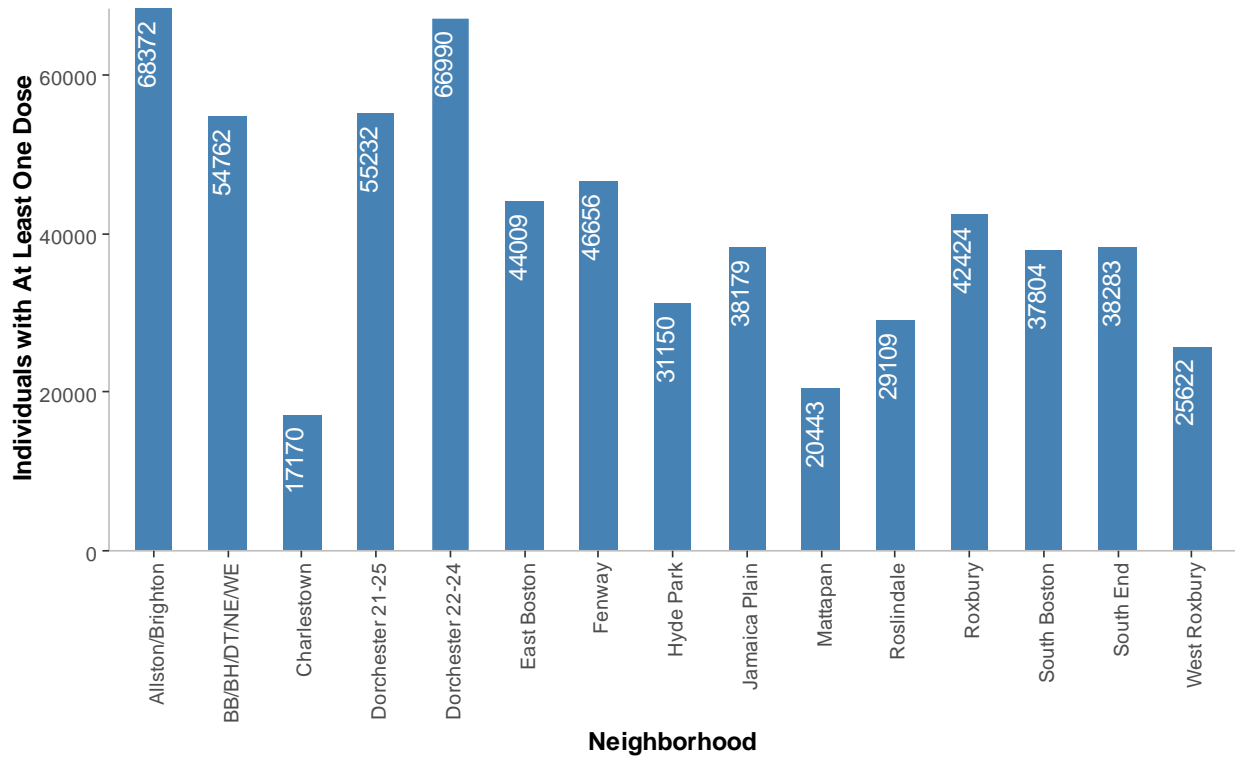
### Individuals who Received COVID-19 Booster Shot by Race/Ethnicity: Between Dec. 15, 2020 and Sept 19, 2022



Data Source: Massachusetts Department of Public Health,  
Massachusetts Immunization Information System

AI/AN = American Indian or Alaskan Native  
Asian/NH/PI = Asian, Native Hawaiian, or Pacific Islander

### Individuals with at Least One Dose by Neighborhood: Between Dec. 15, 2022 and Sept 19, 2022

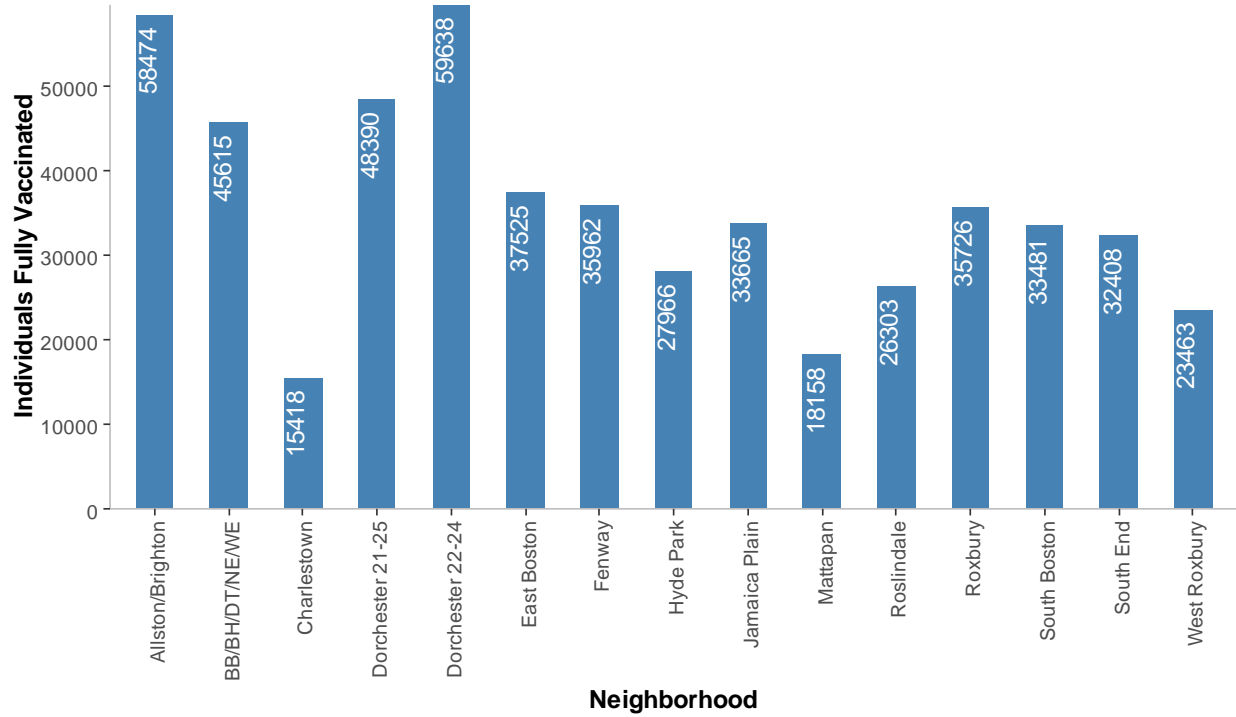


Data Source: Massachusetts Department of Public Health,  
Massachusetts Immunization Information System

BB/BH/DT/NE/WE = Back Bay/Beacon Hill/Downtown/North End/West End

## Individuals Fully Vaccinated by Neighborhood: Between Dec. 15, 2020 and Sept 19, 2022

Individuals Fully Vaccinated (N) = 532192

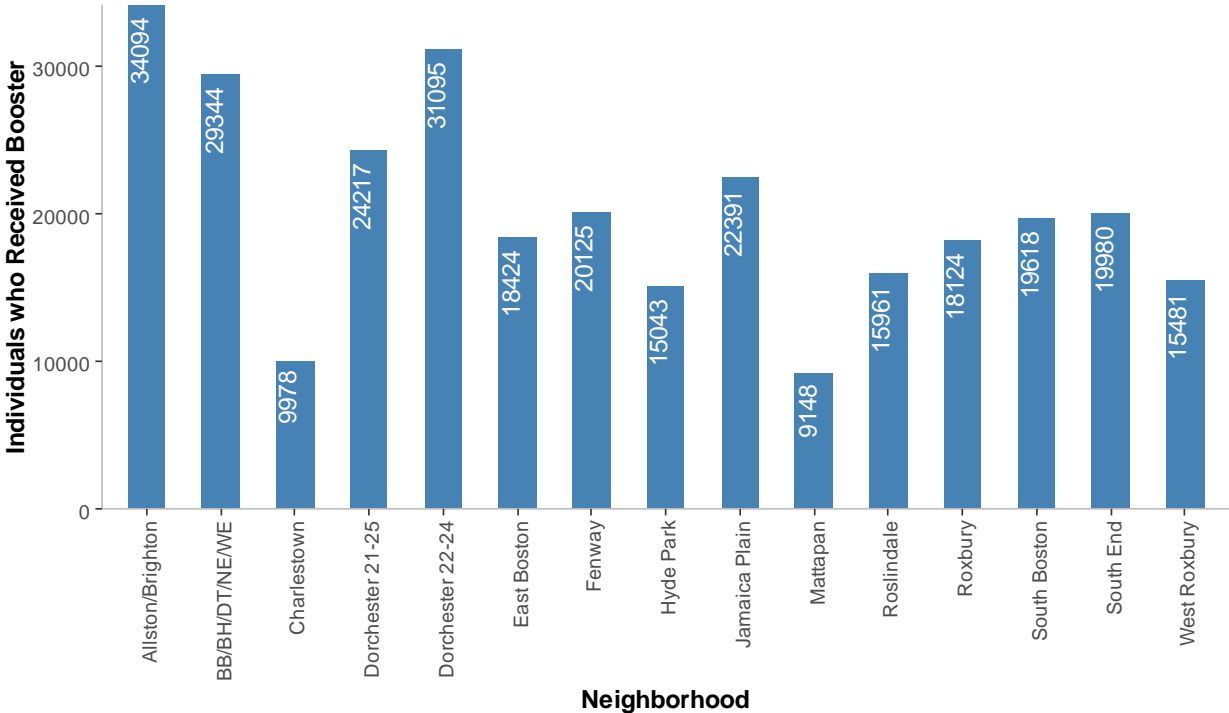


Data Source: Massachusetts Department of Public Health,  
Massachusetts Immunization Information System

BB/BH/DT/NE/WE = Back Bay/Beacon Hill/Downtown/North End/West End

# Individuals who Received COVID-19 Booster Shot by Neighborhood: Between Dec. 15, 2020 and Sept 19, 2022

Individuals who Received Booster Shot (N) = 303023



Data Source: Massachusetts Department of Public Health,  
Massachusetts Immunization Information System

BB/BH/DT/NE/WE = Back Bay/Beacon Hill/Downtown/North End/West End

**Boston Residents with At Least 1 Dose, Fully Vaccinated, and Boosted for COVID-19 by ZIP Code,  
Counts and Percentages, Dec. 15, 2020 – Sept. 19, 2022**

<b>Neighborhood</b>	<b>Zip Code</b>	<b>At Least 1 Dose</b>	<b>Fully Vaccinated</b>	<b>Booster</b>
BB/BH/DT/NE/WE	02108	4201	3370	2259
BB/BH/DT/NE/WE	02109	3820	3217	2026
BB/BH/DT/NE/WE	02110	2505	2073	1336
South End	02111	10006	7938	4769
BB/BH/DT/NE/WE	02113	5846	5151	3174
BB/BH/DT/NE/WE	02114	15817	13266	8614
Fenway	02115	23931	18817	10734
BB/BH/DT/NE/WE	02116	21028	17317	11189
South End	02118	28277	24470	15211
Roxbury	02119	26479	23110	11768
Roxbury	02120	15945	12616	6356
Dorchester 21-25	02121	23407	20585	9462
Dorchester 22-24	02122	22542	19950	10420
Dorchester 22-24	02124	44448	39688	20675
Dorchester 21-25	02125	31825	27805	14755
Mattapan	02126	20443	18158	9148
South Boston	02127	31896	28777	16908
East Boston	02128	44009	37525	18424
Charlestown	02129	17170	15418	9978
Jamaica Plain	02130	38179	33665	22391
Roslindale	02131	29109	26303	15961
West Roxbury	02132	25622	23463	15481
Allston/Brighton	02134	22674	18996	10123
Allston/Brighton	02135	43711	37876	22976
Hyde Park	02136	31150	27966	15043
Allston/Brighton	02163	1987	1602	995
BB/BH/DT/NE/WE	02199	1536	1212	742
BB/BH/DT/NE/WE	02203	9	9	4
South Boston	02210	5908	4704	2710
Fenway	02215	22725	17145	9391