

As of July 14, 2022, the vaccine reporting week has changed from reporting for a week ending on a Tuesday to reporting for a week ending on a Monday to align with a new Massachusetts Department of Public Health data release schedule.

<b>First, Second, and Single COVID-19 Vaccine Doses Administered, Boston Residents, Dec. 15, 2020 - Sept. 26, 2022</b>		
	<b>Doses Administered</b>	<b>Percentage of Total Boston Population*</b>
1st Dose (Moderna, Pfizer, Novavax)	587,876	86.5%
2nd Dose (Moderna, Pfizer, Novavax)	503,007	74.0%
Single Dose (Johnson & Johnson)	30,287	4.5%
<b>Total Doses Administered</b>	<b>1,121,170</b>	

<b>Boston Residents with At Least 1 COVID-19 Vaccine Dose, Partially Vaccinated, Fully Vaccinated, and Boosted, Dec. 15, 2020 - Sept. 26, 2022</b>		
	<b>Number of Boston Residents</b>	<b>Percentage of Total Boston Population</b>
<b>At Least 1 Dose<sup>1</sup></b>	618,163	91.0%
<b>Partially Vaccinated<sup>2</sup></b>	84,869	12.5%
<b>Fully Vaccinated<sup>3</sup></b>	533,294	78.5%
<b>Booster<sup>4</sup></b>	303,692	44.7%

**Week to Week Comparison: Boston Residents who Received COVID-19 Vaccine - Sept 13 - 26, 2022\*\***

	<b>Number of Boston Residents</b>		<b>Percent Change</b>
	<b>Sept 13 - 19</b>	<b>Sept 20 - 26</b>	
<b>At Least 1 Dose</b>	1696	1820	7.3%
<b>Fully Vaccinated</b>	784	787	0.4%
<b>Booster</b>	915	1000	9.3%

\* The Boston total population count (679,413 residents), which is used as the denominator in calculating percentages of Boston total population, includes residents of all ages.

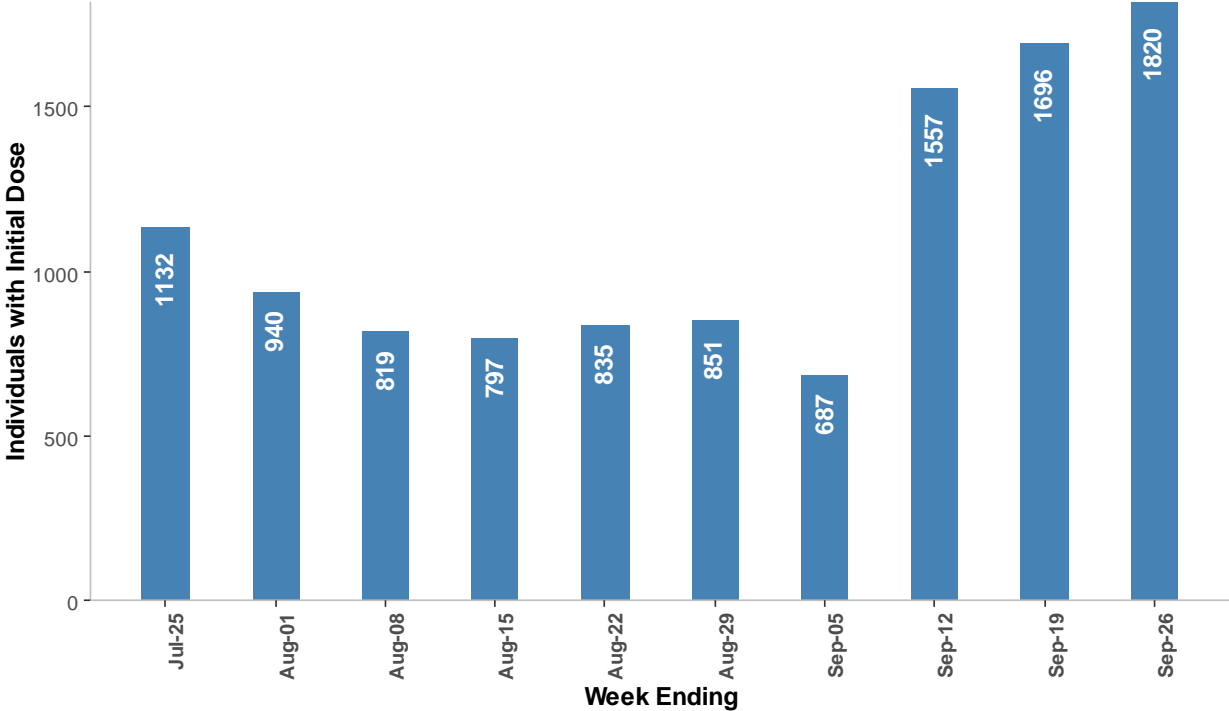
\*\*These numbers are subject to revisions as the data from the MIIS gets corrected and revised.

1 At Least 1 Dose refers to individuals who have received one or more doses of the Moderna or Pfizer vaccine, or a single dose of the Johnson & Johnson vaccine. 2 Partially Vaccinated refers to individuals who have received only a first dose of the Moderna or Pfizer vaccine. 3 Fully Vaccinated refers to individuals who have received both first and second doses of the Moderna or Pfizer vaccine, or a single dose of the Johnson & Johnson vaccine. 4 Boosted is defined as any dose after being fully vaccinated.

Data Sources: 1) Massachusetts Department of Public Health (MDPH), Massachusetts Immunization Information System (MIIS). Data as September 20, 2022. Data are current as of time of publication and may be subject to change in future publications as additional data are reported. 2) U.S. Census Bureau, American Community Survey, 2018 5-yr estimates (2014-2018).

**Individuals Receiving Initial Dose of COVID-19 Vaccine by Weeks:  
Between July 25th and Sept 26th, 2022**

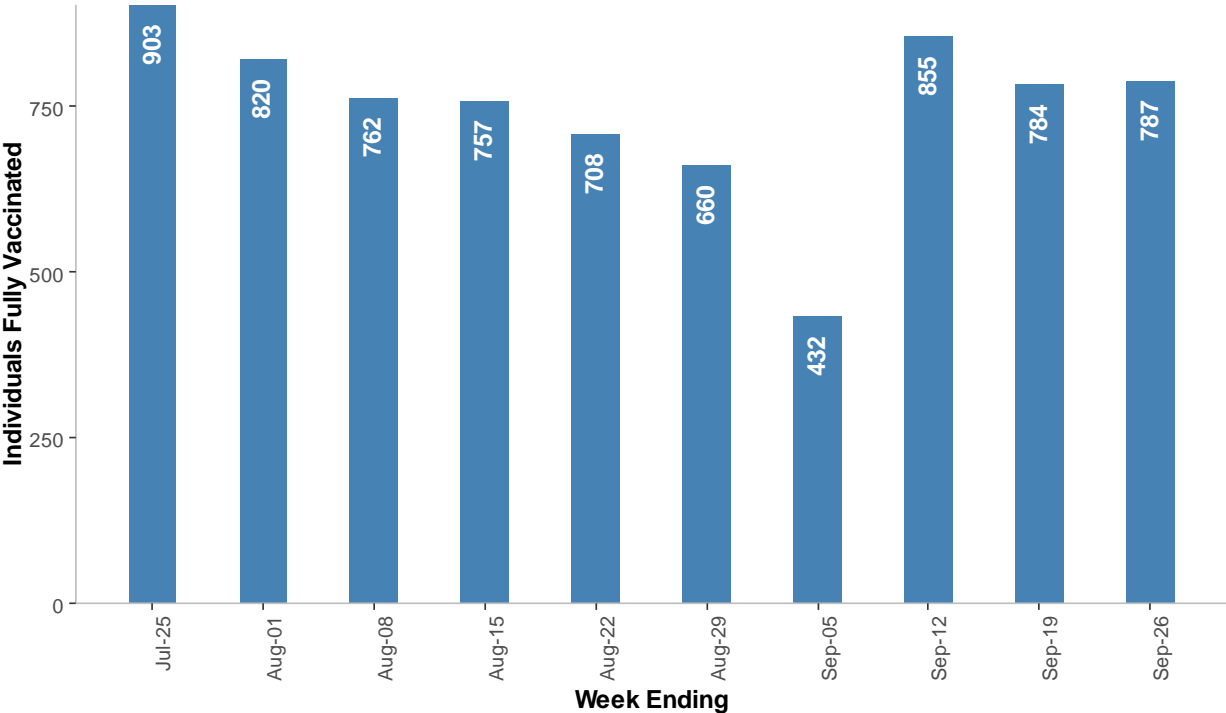
Total Individuals with at least 1 Dose (N) = 11134



Data Source: Massachusetts Department of Public Health,  
Massachusetts Immunization Information System

**Individuals who are Fully Vaccinated with COVID-19 Vaccine by Weeks:  
Between July 25th and Sept 26th, 2022**

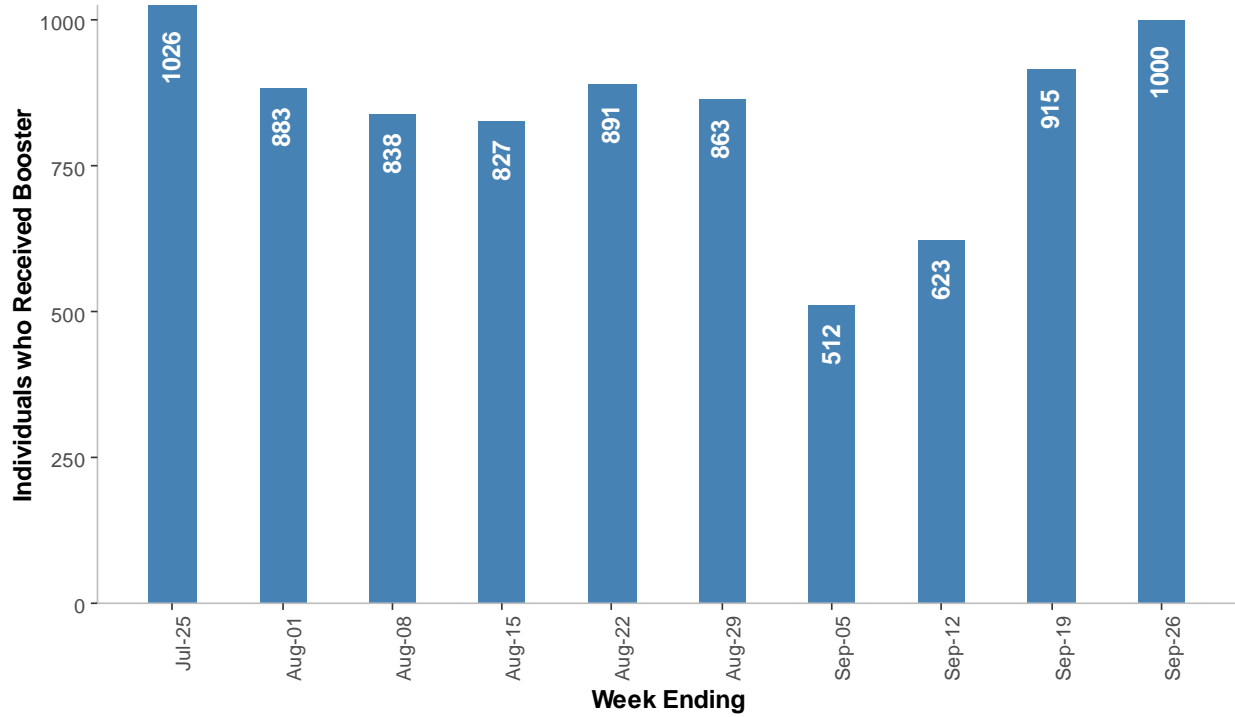
**Total Individuals Fully Vaccinated (N) = 7468**



Data Source: Massachusetts Department of Public Health,  
Massachusetts Immunization Information System

## Individuals who Received Booster COVID-19 Vaccine by Weeks: Between July 25th and Sept 26th, 2022

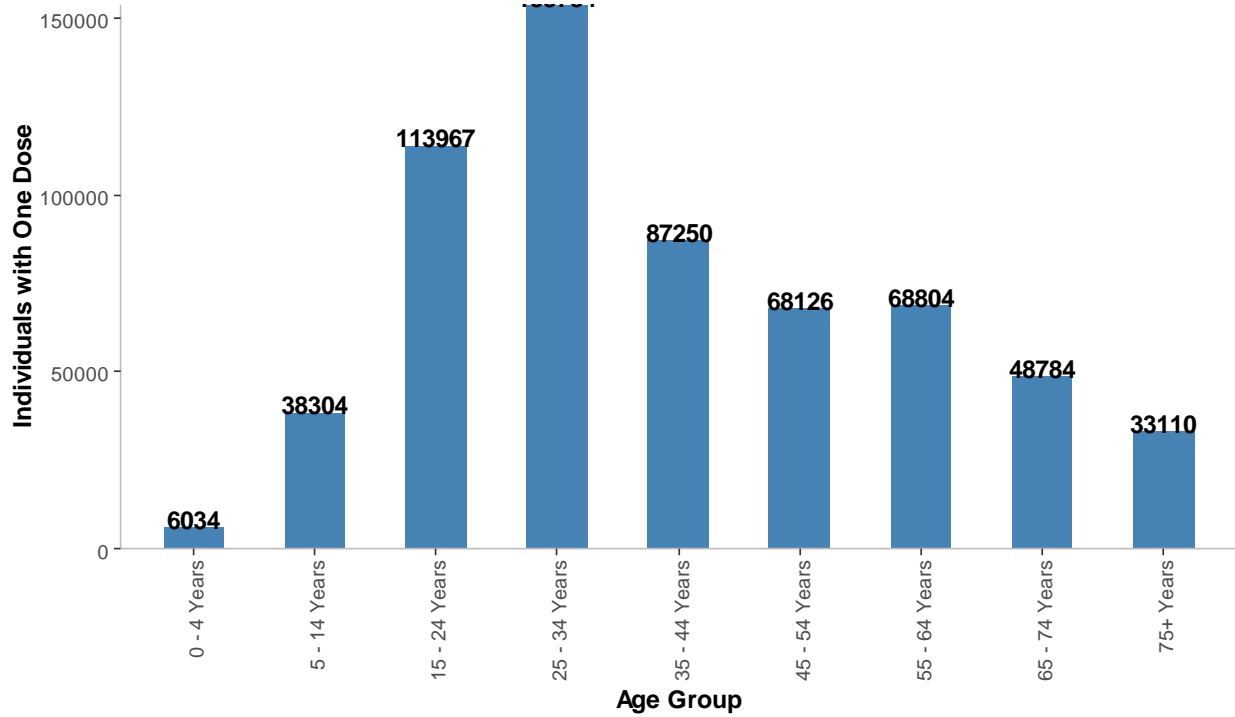
Total Individuals who Received Booster (N) = 8378



Data Source: Massachusetts Department of Public Health,  
Massachusetts Immunization Information System

## Individuals by Age Group with at Least One Dose of COVID Vaccine: Between Dec. 15, 2020 and Sept 26th, 2022

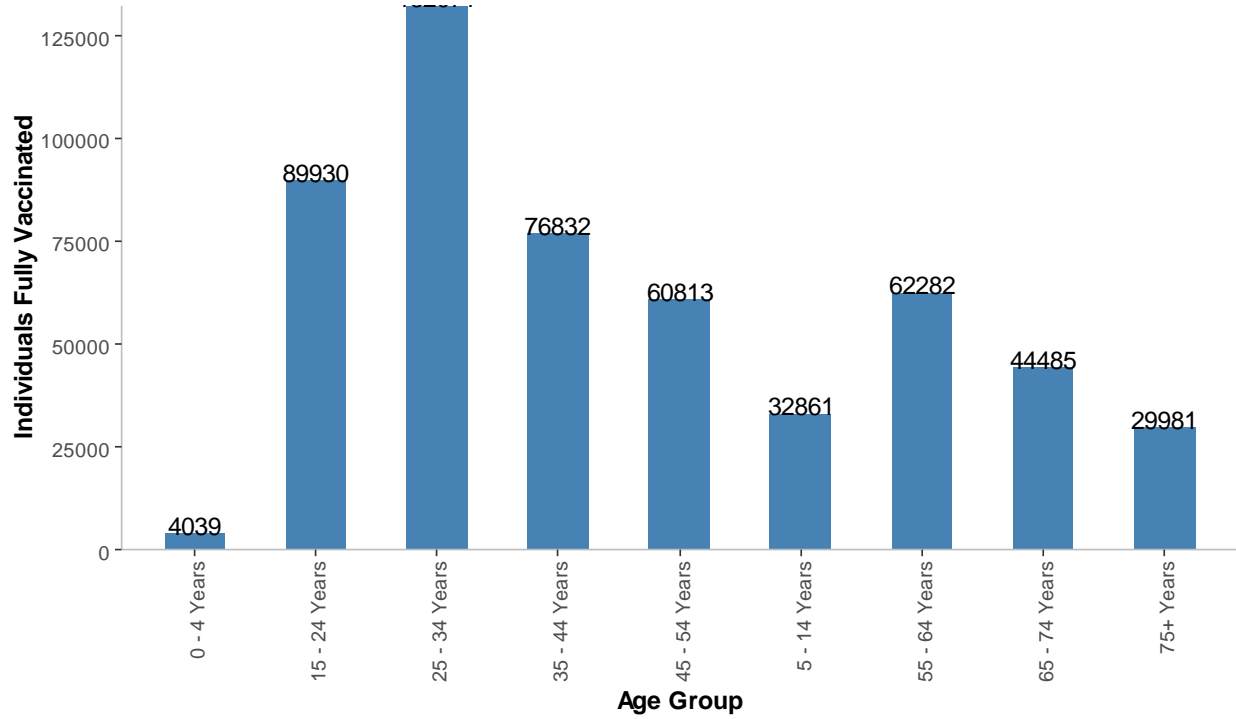
Individuals with at least One Dose (N) = 618163



Data Source: Massachusetts Department of Public Health,  
Massachusetts Immunization Information System

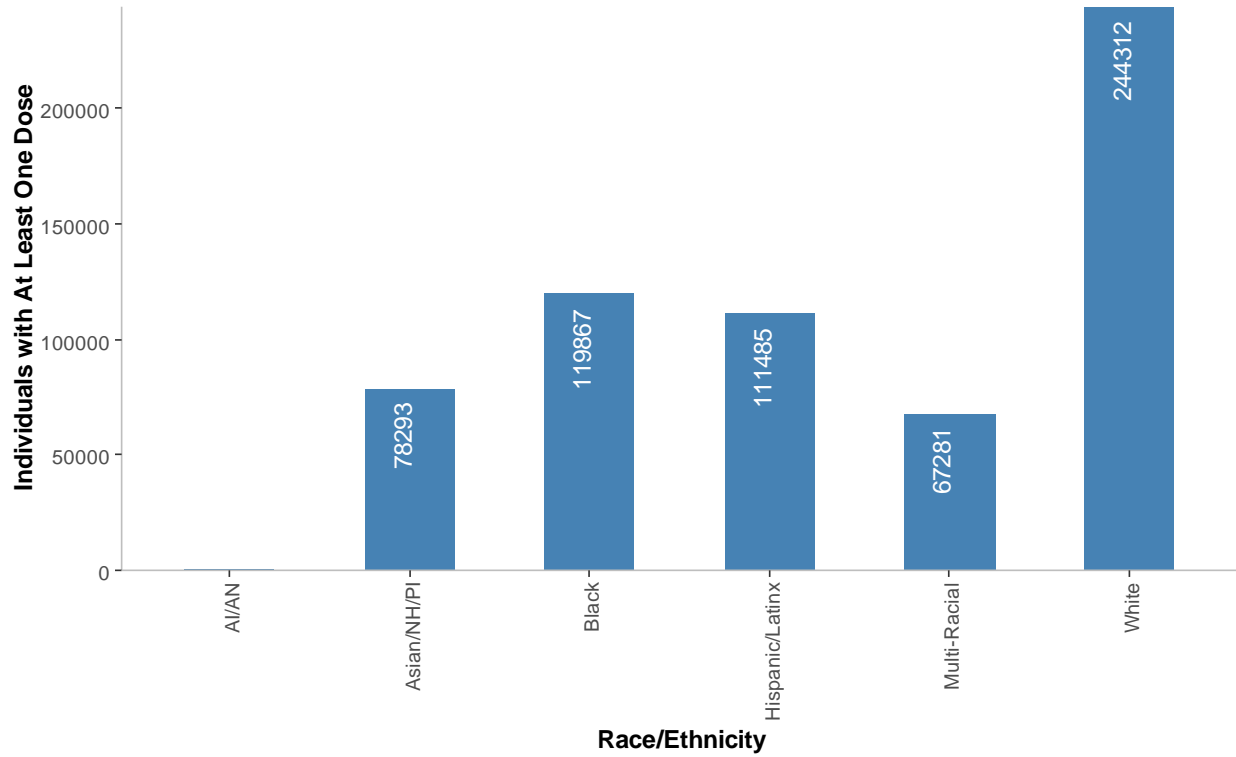
## Fully Vaccinated Individuals by Age Group: Between Dec. 15, 2020 and Sept 26, 2022

Total Individuals Fully Vaccinated (N) = 533294



Data Source: Massachusetts Department of Public Health,  
Massachusetts Immunization Information System

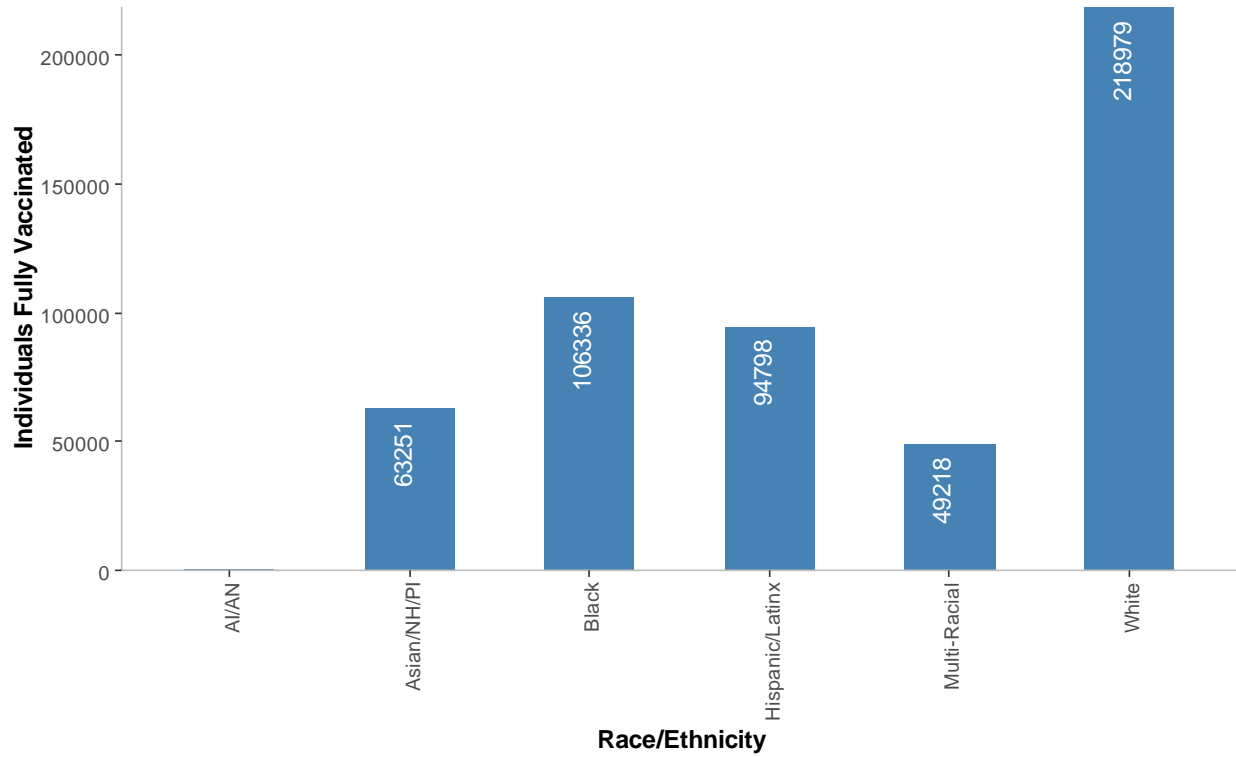
### Individuals with at Least One Dose by Race/Ethnicity: Between Dec. 15, 2020 and Sept 26, 2022



Data Source: Massachusetts Department of Public Health,  
Massachusetts Immunization Information System

AI/AN = American Indian or Alaskan Native  
Asian/NH/PI = Asian, Native Hawaiian, or Pacific Islander

### Fully Vaccinated Individuals by Race/Ethnicity: Between Dec. 15, 2020 and Sept 26, 2022

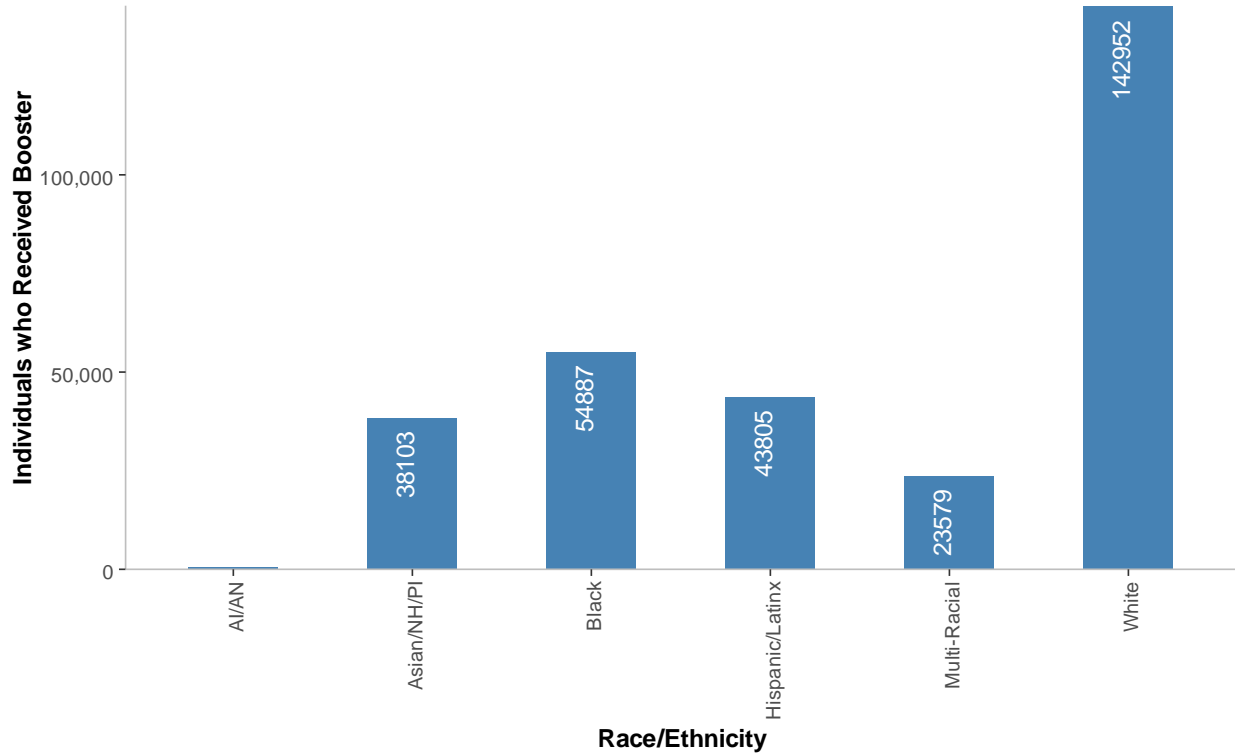


Data Source: Massachusetts Department of Public Health,  
Massachusetts Immunization Information System

AI/AN = American Indian or Alaskan Native  
Asian/NH/PI = Asian, Native Hawaiian, or Pacific Islander



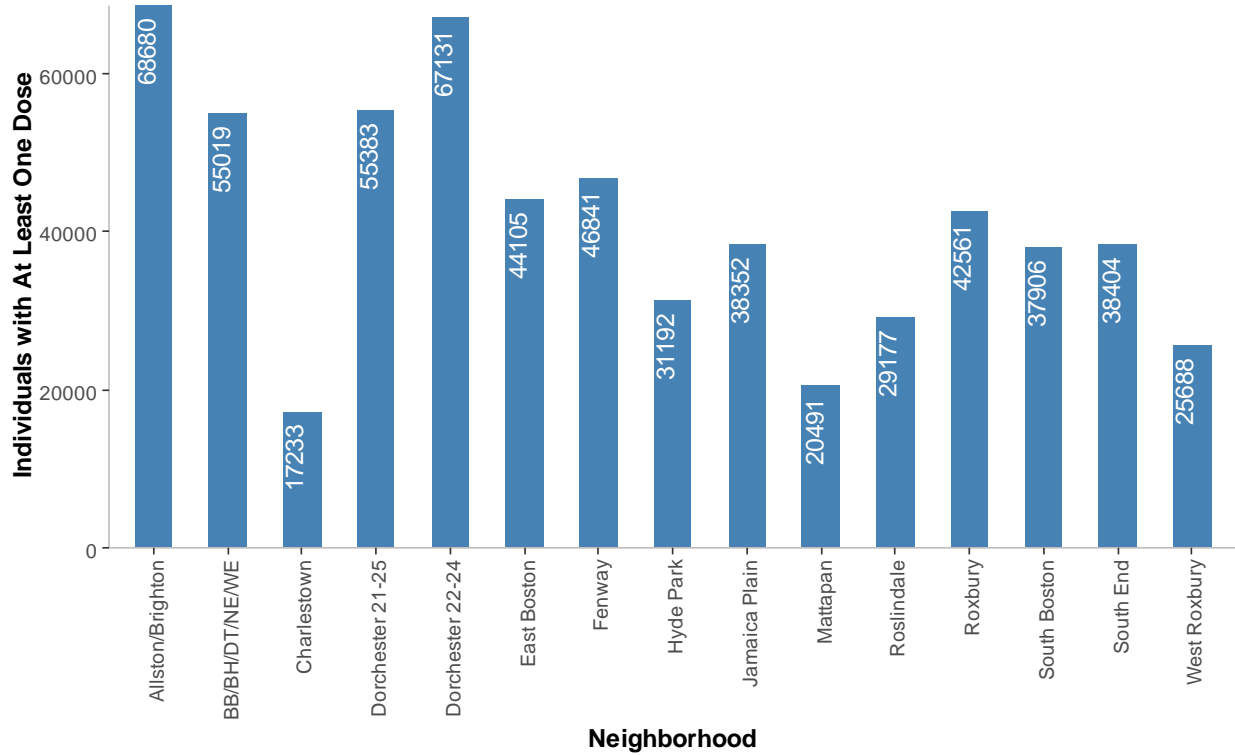
### Individuals who Received COVID-19 Booster Shot by Race/Ethnicity: Between Dec. 15, 2020 and Sept 26, 2022



Data Source: Massachusetts Department of Public Health,  
Massachusetts Immunization Information System

AI/AN = American Indian or Alaskan Native  
Asian/NH/PI = Asian, Native Hawaiian, or Pacific Islander

### Individuals with at Least One Dose by Neighborhood: Between Dec. 15, 2022 and Sept 26, 2022

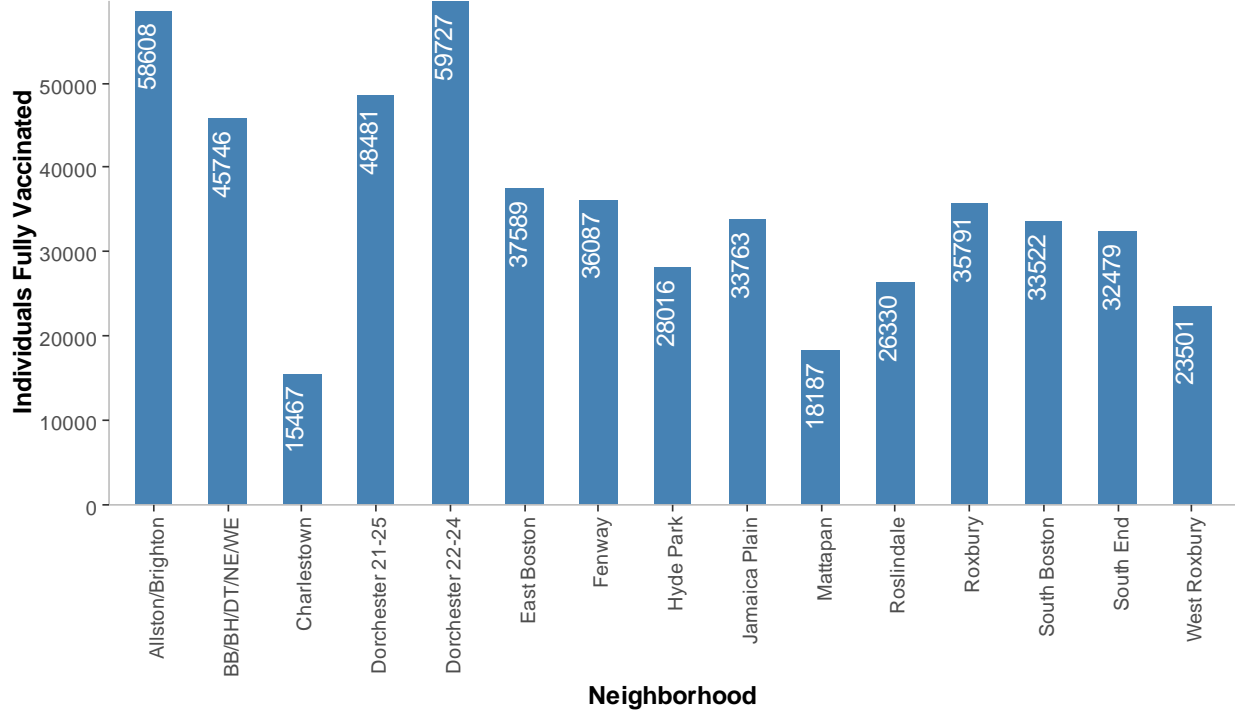


Data Source: Massachusetts Department of Public Health,  
Massachusetts Immunization Information System

BB/BH/DT/NE/WE = Back Bay/Beacon Hill/Downtown/North End/West End

## Individuals Fully Vaccinated by Neighborhood: Between Dec. 15, 2020 and Sept 26, 2022

Individuals Fully Vaccinated (N) = 533294

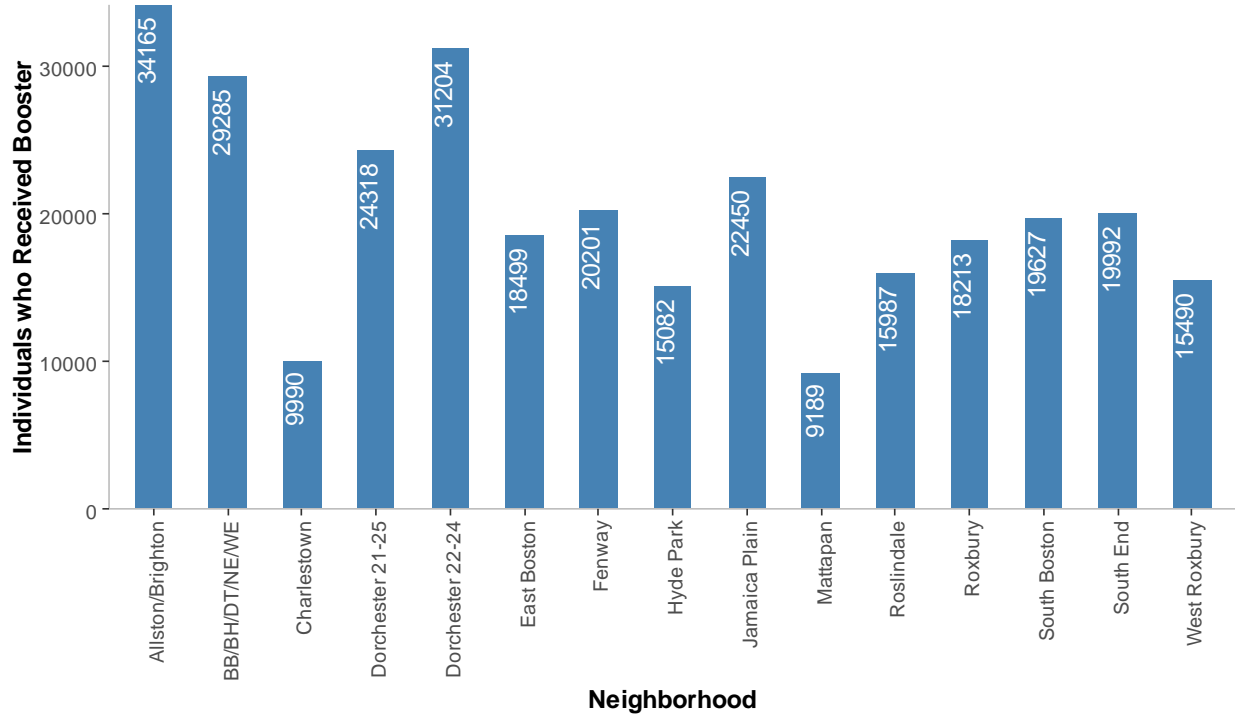


Data Source: Massachusetts Department of Public Health,  
Massachusetts Immunization Information System

BB/BH/DT/NE/WE = Back Bay/Beacon Hill/Downtown/North End/West End

## Individuals who Received COVID-19 Booster Shot by Neighborhood: Between Dec. 15, 2020 and Sept 26, 2022

Individuals who Received Booster Shot (N) = 303692



Data Source: Massachusetts Department of Public Health,  
Massachusetts Immunization Information System

BB/BH/DT/NE/WE = Back Bay/Beacon Hill/Downtown/North End/West End

**Boston Residents with At Least 1 Dose, Fully Vaccinated, and Boosted for COVID-19 by ZIP Code,  
Counts and Percentages, Dec. 15, 2020 – Sept. 26, 2022**

<b>Neighborhood</b>	<b>Zip Code</b>	<b>At Least 1 Dose</b>	<b>Fully Vaccinated</b>	<b>Booster</b>
BB/BH/DT/NE/WE	02108	4224	3381	2257
BB/BH/DT/NE/WE	02109	3830	3222	2018
BB/BH/DT/NE/WE	02110	2512	2078	1329
South End	02111	10040	7955	4767
BB/BH/DT/NE/WE	02113	5873	5168	3186
BB/BH/DT/NE/WE	02114	15892	13310	8604
Fenway	02115	24008	18865	10775
BB/BH/DT/NE/WE	02116	21134	17356	11144
South End	02118	28364	24524	15225
Roxbury	02119	26534	23142	11815
Roxbury	02120	16027	12649	6398
Dorchester 21-25	02121	23466	20615	9509
Dorchester 22-24	02122	22576	19975	10451
Dorchester 22-24	02124	44555	39752	20753
Dorchester 21-25	02125	31917	27866	14809
Mattapan	02126	20491	18187	9189
South Boston	02127	31973	28803	16920
East Boston	02128	44105	37589	18499
Charlestown	02129	17233	15467	9990
Jamaica Plain	02130	38352	33763	22450
Roslindale	02131	29177	26330	15987
West Roxbury	02132	25688	23501	15490
Allston/Brighton	02134	22790	19052	10177
Allston/Brighton	02135	43886	37947	22990
Hyde Park	02136	31192	28016	15082
Allston/Brighton	02163	2004	1609	998
BB/BH/DT/NE/WE	02199	1545	1222	743
BB/BH/DT/NE/WE	02203	9	9	4
South Boston	02210	5933	4719	2707
Fenway	02215	22833	17222	9426