

As of July 14, 2022, the vaccine reporting week has changed from reporting for a week ending on a Tuesday to reporting for a week ending on a Monday to align with a new Massachusetts Department of Public Health data release schedule.

| First, Second, and Single COVID-19 Vaccine Doses Administered, Boston Residents, Dec. 15, 2020 - Oct. 3, 2022 | | |
|--|---------------------------|---|
| | Doses Administered | Percentage of Total Boston Population* |
| 1st Dose (Moderna, Pfizer, Novavax) | 590,116 | 86.9% |
| 2nd Dose (Moderna, Pfizer, Novavax) | 504,157 | 74.2% |
| Single Dose (Johnson & Johnson) | 30,314 | 4.5% |
| Total Doses Administered | 1,124,587 | |

| Boston Residents with At Least 1 COVID-19 Vaccine Dose, Partially Vaccinated, Fully Vaccinated, and Boosted, Dec. 15, 2020 - Oct. 3, 2022 | | |
|--|-----------------------------------|--|
| | Number of Boston Residents | Percentage of Total Boston Population |
| At Least 1 Dose¹ | 620,430 | 91.3% |
| Partially Vaccinated² | 85,959 | 12.7% |
| Fully Vaccinated³ | 534,471 | 78.7% |
| Booster⁴ | 304,537 | 44.8% |

Week to Week Comparison: Boston Residents who Received COVID-19 Vaccine - Sept 27 - Oct 3, 2022

| | Number of Boston Residents | | Percent Change |
|-------------------------|-----------------------------------|------------------------|-----------------------|
| | Sept 20 - 26 | Sept 27 - Oct 3 | |
| At Least 1 Dose | 1975 | 2072 | 4.9% |
| Fully Vaccinated | 855 | 853 | -0.2% |
| Booster | 1103 | 1248 | 13.1% |

* The Boston total population count (679,413 residents), which is used as the denominator in calculating percentages of Boston total population, includes residents of all ages.

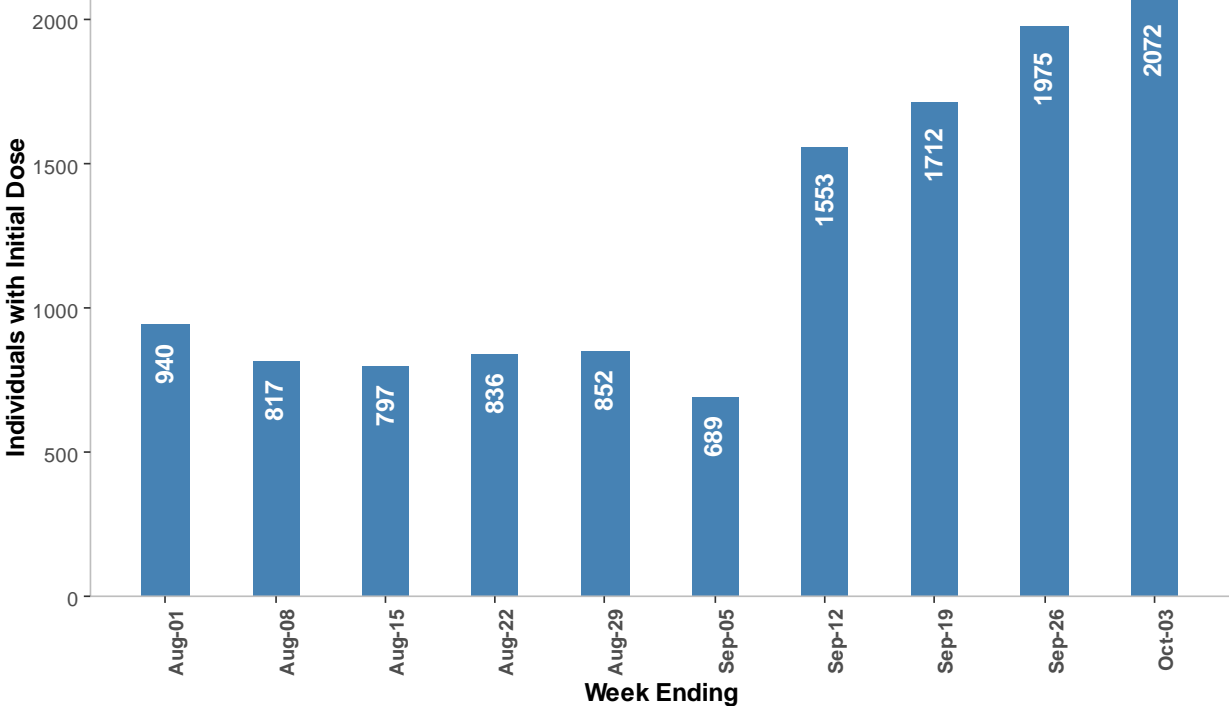
**These numbers are subject to revisions as the data from the MIIS gets corrected and revised.

1 At Least 1 Dose refers to individuals who have received one or more doses of the Moderna or Pfizer vaccine, or a single dose of the Johnson & Johnson vaccine. 2 Partially Vaccinated refers to individuals who have received only a first dose of the Moderna or Pfizer vaccine. 3 Fully Vaccinated refers to individuals who have received both first and second doses of the Moderna or Pfizer vaccine, or a single dose of the Johnson & Johnson vaccine. 4 Boosted is defined as any dose after being fully vaccinated.

Data Sources: 1) Massachusetts Department of Public Health (MDPH), Massachusetts Immunization Information System (MIIS). Data as September 20, 2022. Data are current as of time of publication and may be subject to change in future publications as additional data are reported. 2) U.S. Census Bureau, American Community Survey, 2018 5-yr estimates (2014-2018).

Individuals Receiving Initial Dose of COVID-19 Vaccine by Weeks: Between Aug 1st and Oct 3rd, 2022

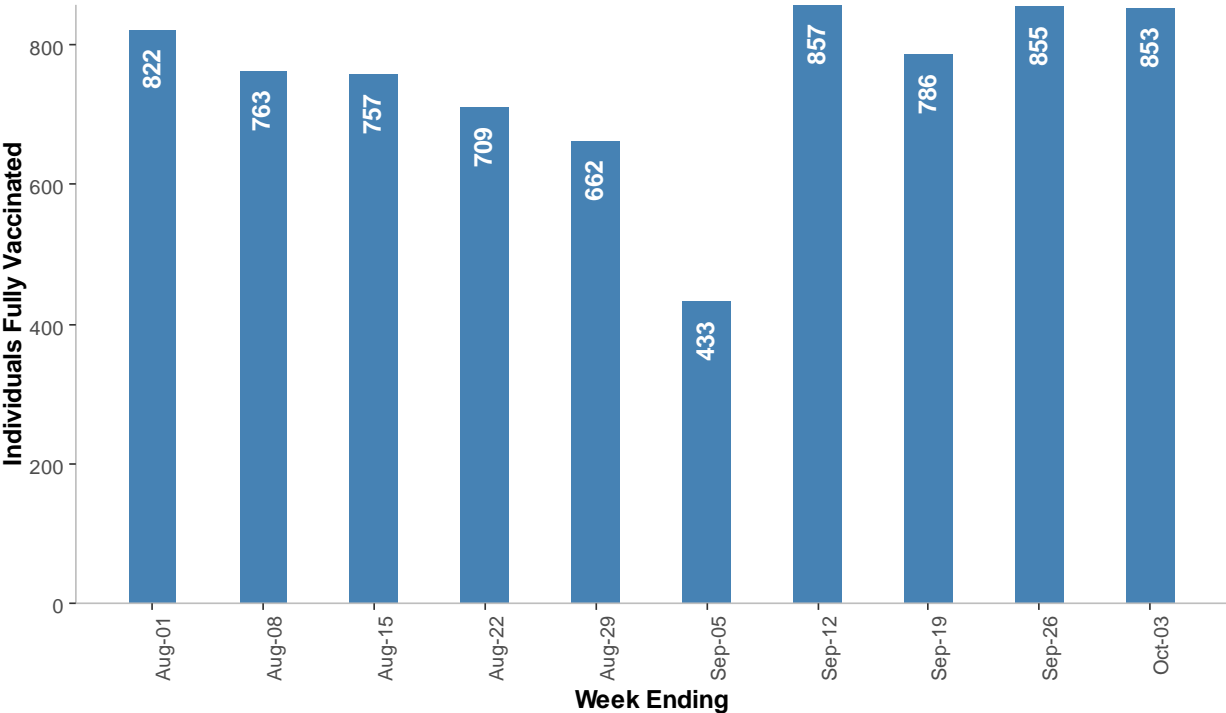
Total Individuals with at least 1 Dose (N) = 12243



Data Source: Massachusetts Department of Public Health,
Massachusetts Immunization Information System

**Individuals who are Fully Vaccinated with COVID-19 Vaccine by Weeks:
Between Aug 1st and Oct 3rd, 2022**

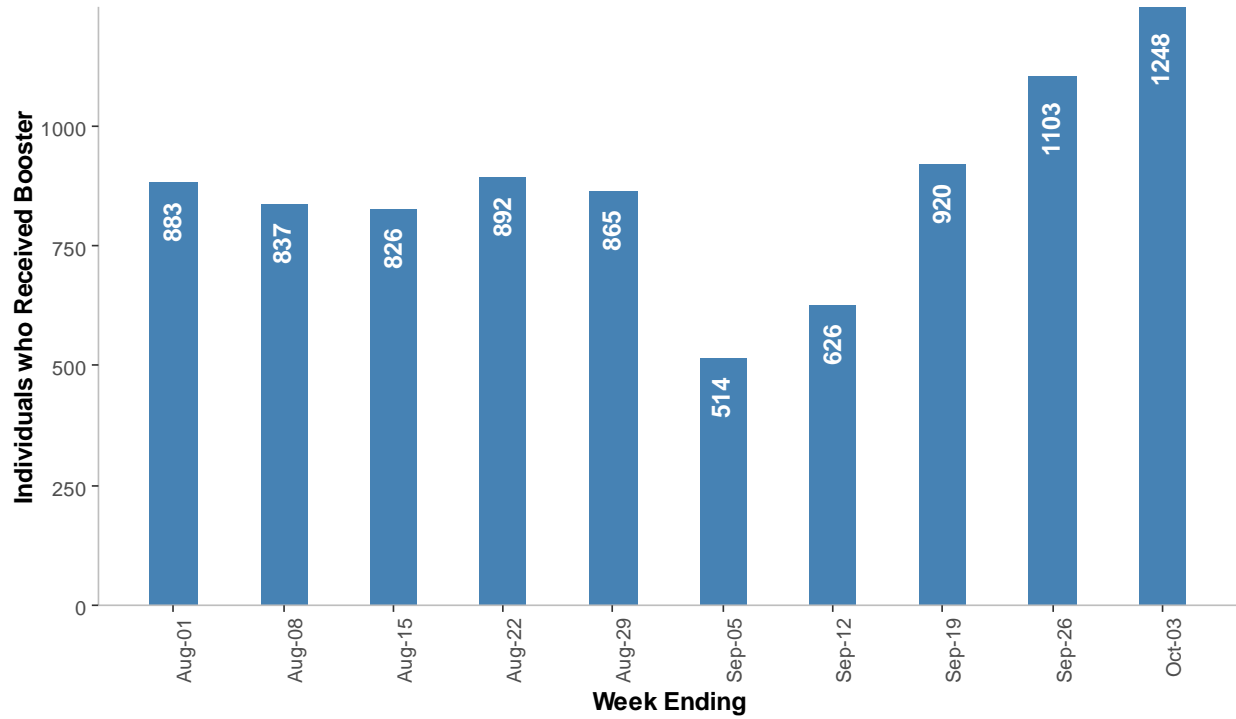
Total Individuals Fully Vaccinated (N) = 7497



Data Source: Massachusetts Department of Public Health,
Massachusetts Immunization Information System

Individuals who Received Booster COVID-19 Vaccine by Weeks: Between Aug 1st and Oct 3rd, 2022

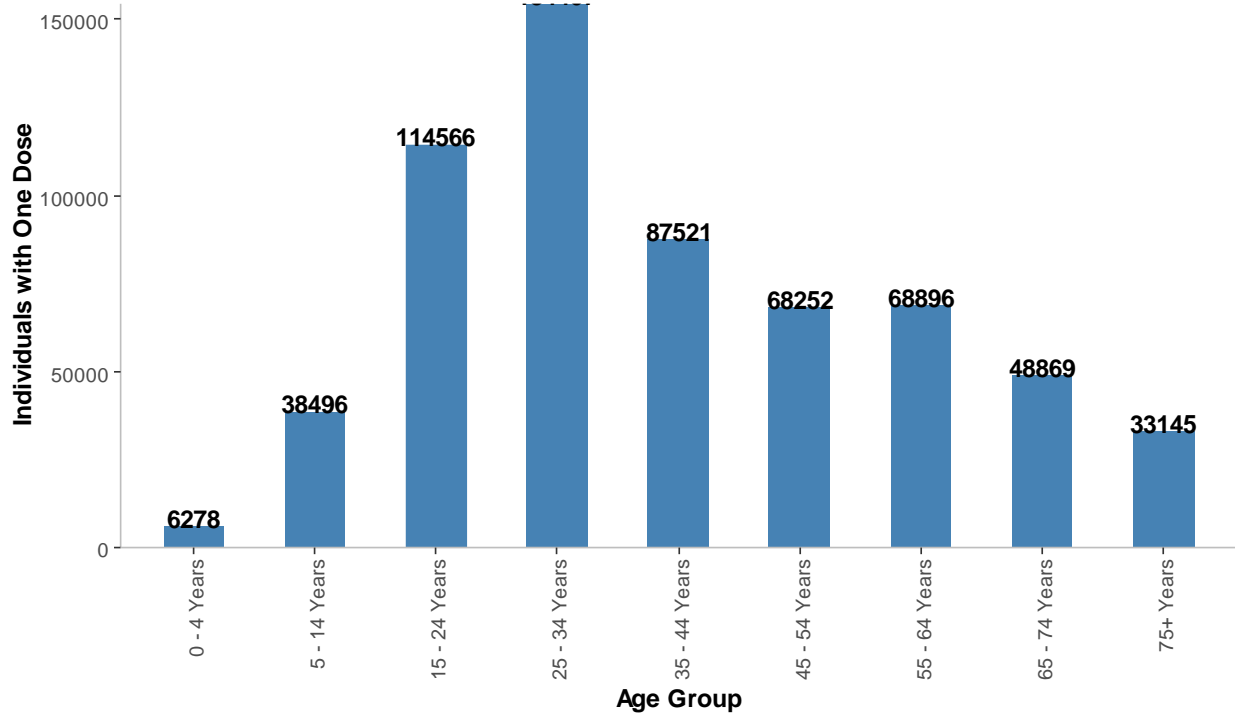
Total Individuals who Received Booster (N) = 8714



Data Source: Massachusetts Department of Public Health,
Massachusetts Immunization Information System

Individuals by Age Group with at Least One Dose of COVID Vaccine: Between Dec. 15, 2020 and Oct 3rd, 2022

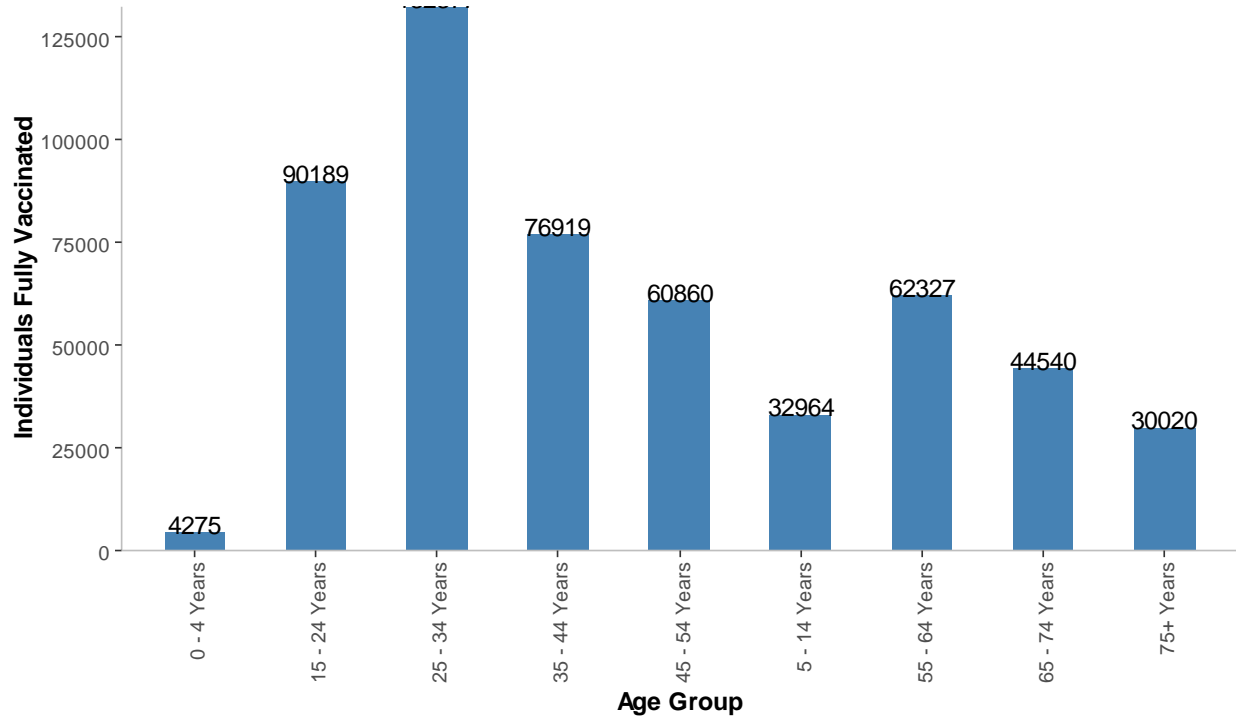
Individuals with at least One Dose (N) = 620430



Data Source: Massachusetts Department of Public Health,
Massachusetts Immunization Information System

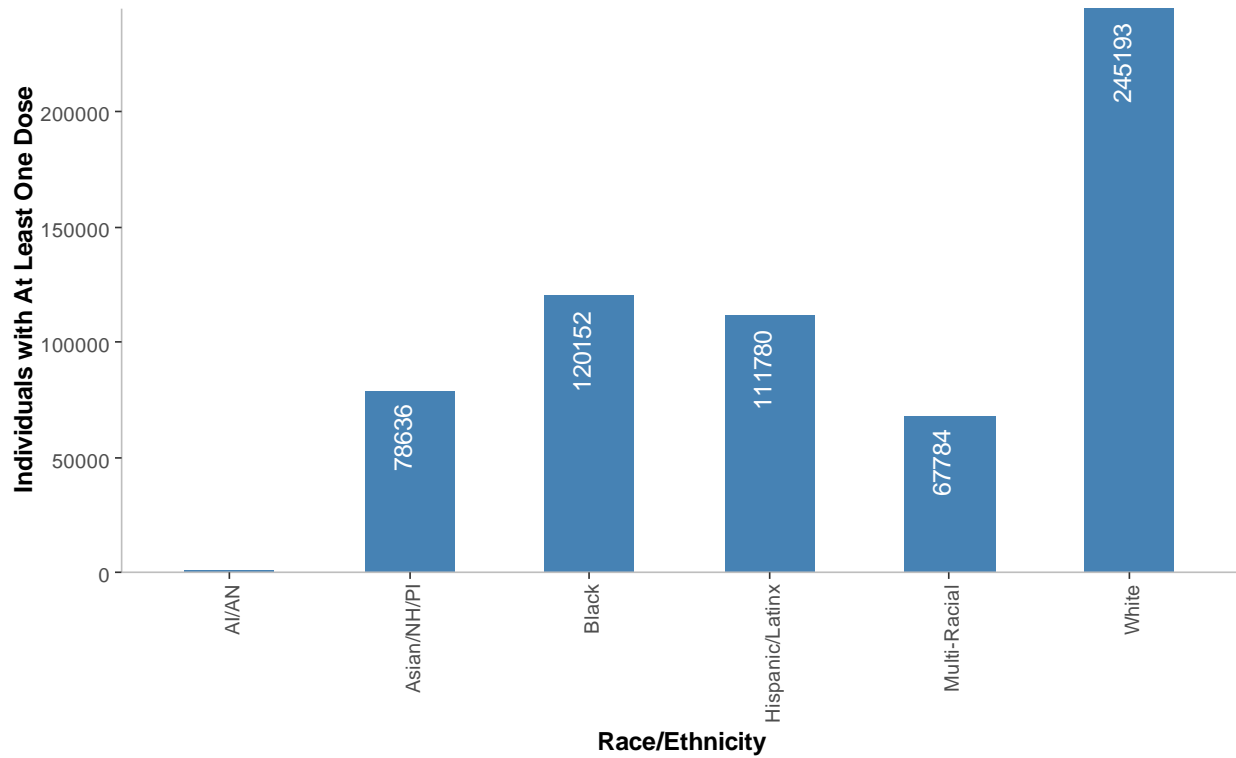
Fully Vaccinated Individuals by Age Group: Between Dec. 15, 2020 and Oct 3, 2022

Total Individuals Fully Vaccinated (N) = 534471



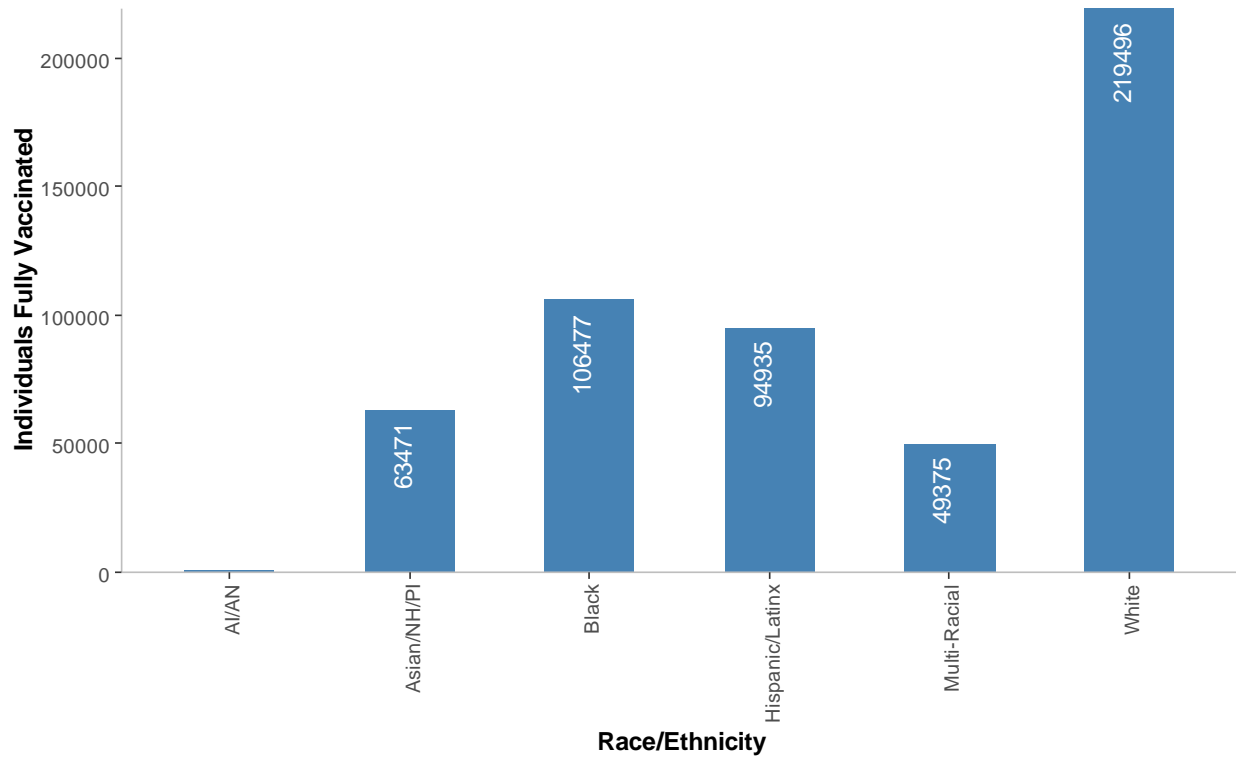
Data Source: Massachusetts Department of Public Health,
Massachusetts Immunization Information System

Individuals with at Least One Dose by Race/Ethnicity: Between Dec. 15, 2020 and Oct 3, 2022



Data Source: Massachusetts Department of Public Health,
Massachusetts Immunization Information System

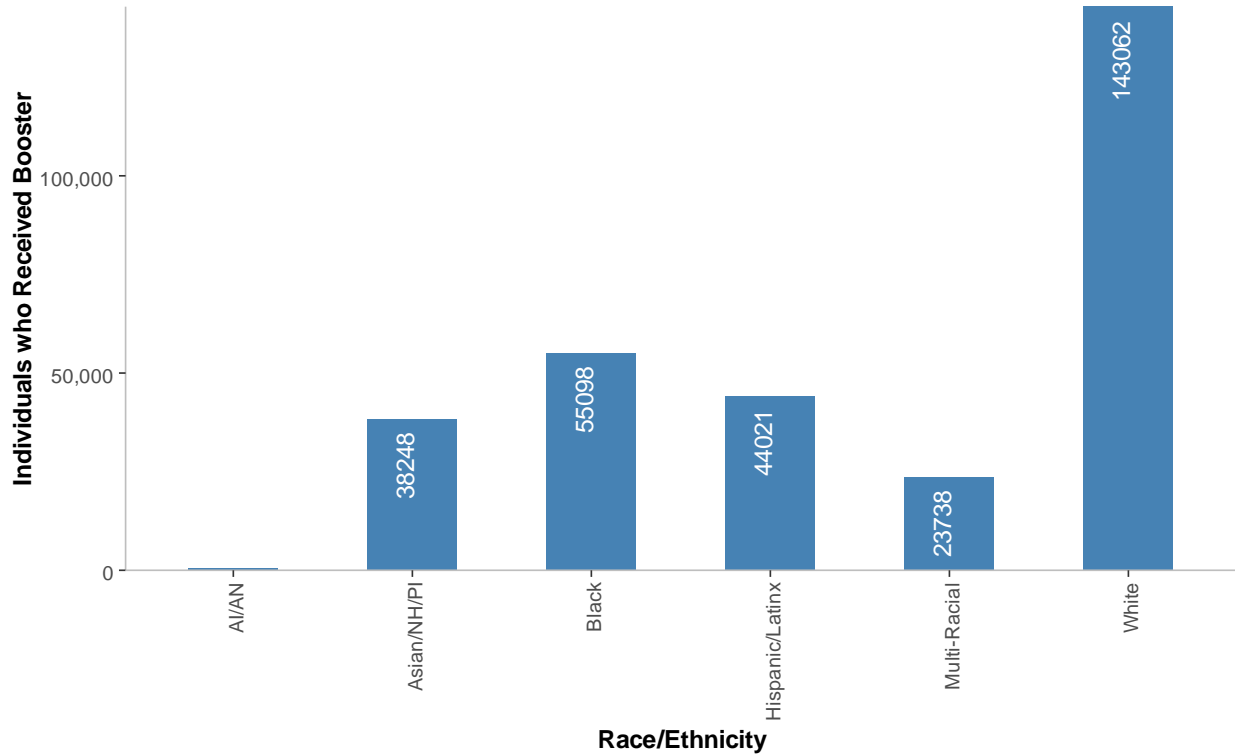
Fully Vaccinated Individuals by Race/Ethnicity: Between Dec. 15, 2020 and Oct 3, 2022



Data Source: Massachusetts Department of Public Health,
Massachusetts Immunization Information System

AI/AN = American Indian or Alaskan Native
Asian/NH/PI = Asian, Native Hawaiian, or Pacific Islander

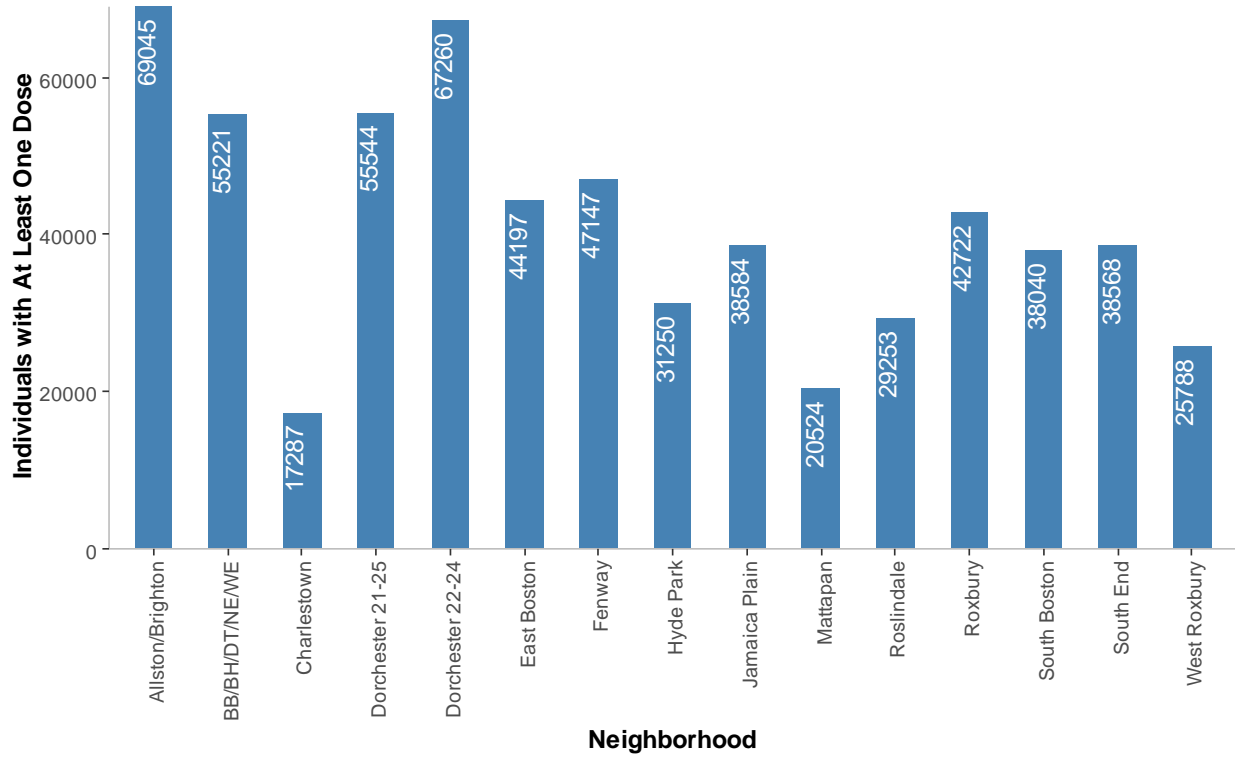
Individuals who Received COVID-19 Booster Shot by Race/Ethnicity: Between Dec. 15, 2020 and Oct 3, 2022



Data Source: Massachusetts Department of Public Health,
Massachusetts Immunization Information System

AI/AN = American Indian or Alaskan Native
Asian/NH/PI = Asian, Native Hawaiian, or Pacific Islander

Individuals with at Least One Dose by Neighborhood: Between Dec. 15, 2022 and Oct 3, 2022

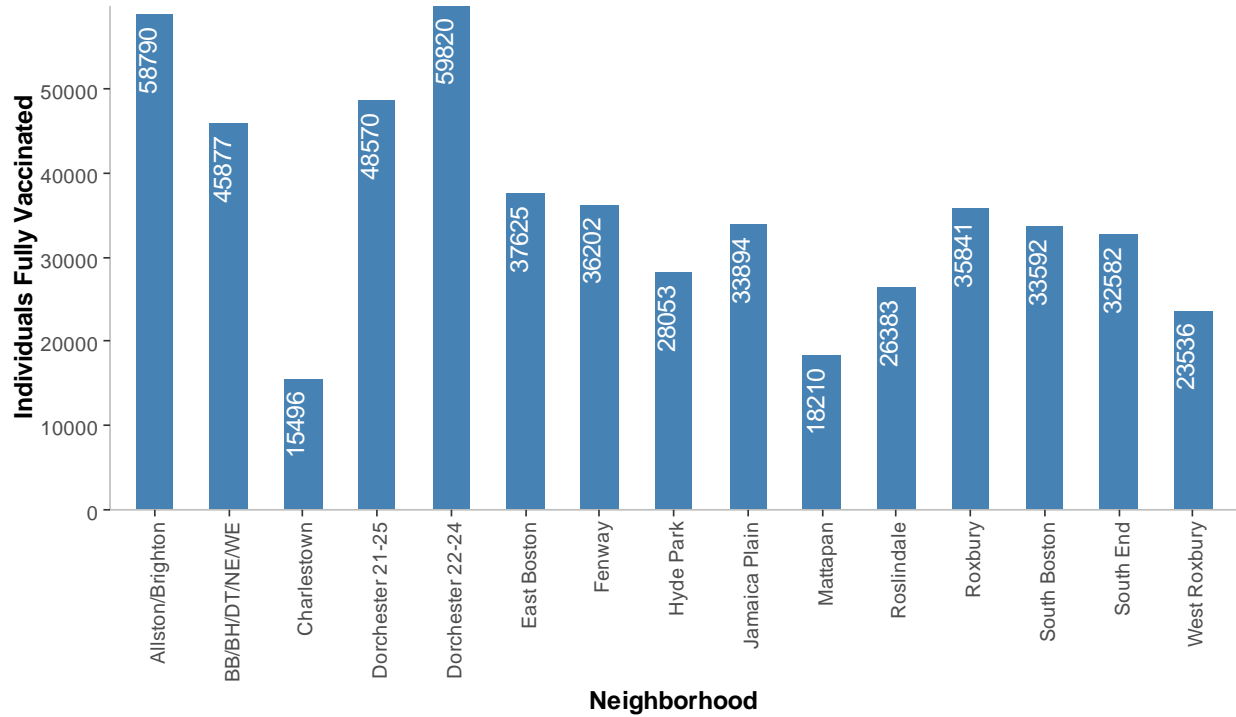


Data Source: Massachusetts Department of Public Health,
Massachusetts Immunization Information System

BB/BH/DT/NE/WE = Back Bay/Beacon Hill/Downtown/North End/West End

Individuals Fully Vaccinated by Neighborhood: Between Dec. 15, 2020 and Oct 3, 2022

Individuals Fully Vaccinated (N) = 534471

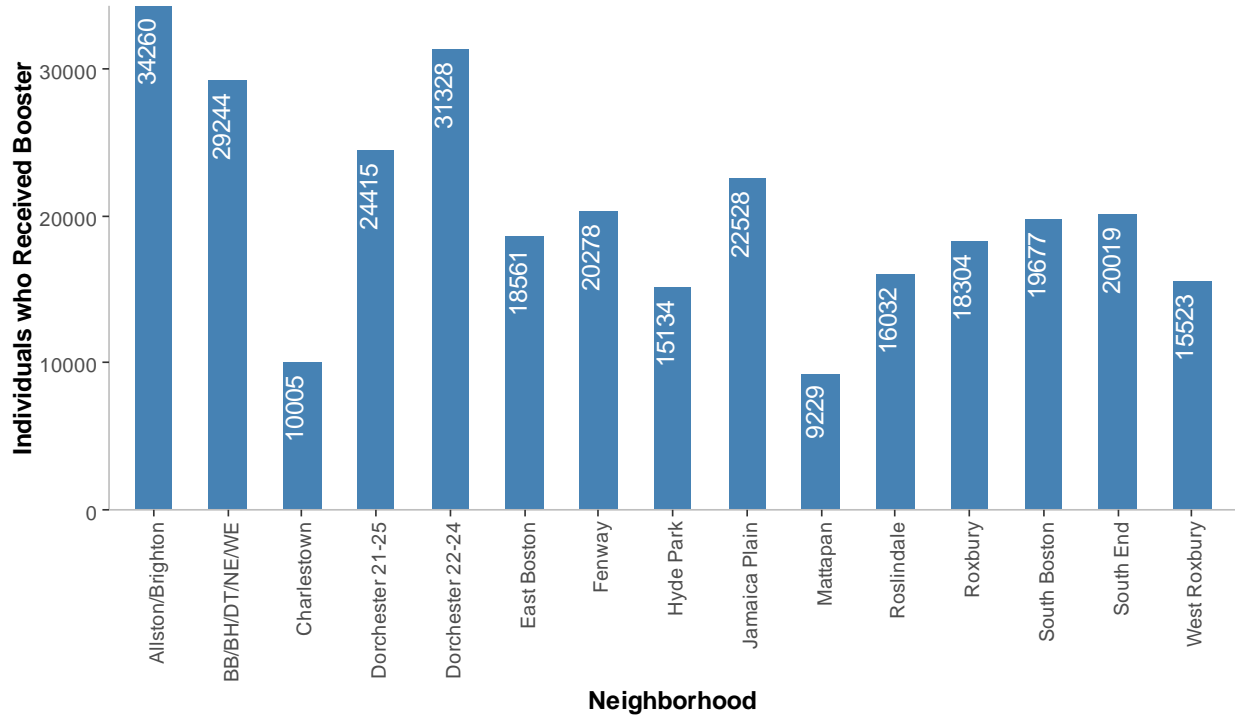


Data Source: Massachusetts Department of Public Health,
Massachusetts Immunization Information System

BB/BH/DT/NE/WE = Back Bay/Beacon Hill/Downtown/North End/West End

Individuals who Received COVID-19 Booster Shot by Neighborhood: Between Dec. 15, 2020 and Oct 3, 2022

Individuals who Received Booster Shot (N) = 304537



Data Source: Massachusetts Department of Public Health,
Massachusetts Immunization Information System

BB/BH/DT/NE/WE = Back Bay/Beacon Hill/Downtown/North End/West End

**Boston Residents with At Least 1 Dose, Fully Vaccinated, and Boosted for COVID-19 by ZIP Code,
Counts and Percentages, Dec. 15, 2020 – Oct. 3, 2022**

| Neighborhood | Zip Code | At Least 1 Dose | Fully Vaccinated | Booster |
|---------------------|-----------------|------------------------|-------------------------|----------------|
| BB/BH/DT/NE/WE | 02108 | 4254 | 3396 | 2266 |
| BB/BH/DT/NE/WE | 02109 | 3843 | 3245 | 2021 |
| BB/BH/DT/NE/WE | 02110 | 2522 | 2090 | 1316 |
| South End | 02111 | 10067 | 7980 | 4760 |
| BB/BH/DT/NE/WE | 02113 | 5898 | 5187 | 3196 |
| BB/BH/DT/NE/WE | 02114 | 15932 | 13327 | 8591 |
| Fenway | 02115 | 24137 | 18891 | 10784 |
| BB/BH/DT/NE/WE | 02116 | 21208 | 17391 | 11107 |
| South End | 02118 | 28501 | 24602 | 15259 |
| Roxbury | 02119 | 26632 | 23169 | 11877 |
| Roxbury | 02120 | 16090 | 12672 | 6427 |
| Dorchester 21-25 | 02121 | 23546 | 20651 | 9564 |
| Dorchester 22-24 | 02122 | 22621 | 20007 | 10510 |
| Dorchester 22-24 | 02124 | 44639 | 39813 | 20818 |
| Dorchester 21-25 | 02125 | 31998 | 27919 | 14851 |
| Mattapan | 02126 | 20524 | 18210 | 9229 |
| South Boston | 02127 | 32090 | 28861 | 16978 |
| East Boston | 02128 | 44197 | 37625 | 18561 |
| Charlestown | 02129 | 17287 | 15496 | 10005 |
| Jamaica Plain | 02130 | 38584 | 33894 | 22528 |
| Roslindale | 02131 | 29253 | 26383 | 16032 |
| West Roxbury | 02132 | 25788 | 23536 | 15523 |
| Allston/Brighton | 02134 | 22896 | 19101 | 10215 |
| Allston/Brighton | 02135 | 44117 | 38055 | 23034 |
| Hyde Park | 02136 | 31250 | 28053 | 15134 |
| Allston/Brighton | 02163 | 2032 | 1634 | 1011 |
| BB/BH/DT/NE/WE | 02199 | 1556 | 1233 | 744 |
| BB/BH/DT/NE/WE | 02203 | 8 | 8 | 3 |
| South Boston | 02210 | 5950 | 4731 | 2699 |
| Fenway | 02215 | 23010 | 17311 | 9494 |