

As of July 14, 2022, the vaccine reporting week has changed from reporting for a week ending on a Tuesday to reporting for a week ending on a Monday to align with a new Massachusetts Department of Public Health data release schedule.

First, Second, and Single COVID-19 Vaccine Doses Administered, Boston Residents, Dec. 15, 2020 - Oct. 10, 2022		
	Doses Administered	Percentage of Total Boston Population*
1st Dose (Moderna, Pfizer, Novavax)	592,025	87.1%
2nd Dose (Moderna, Pfizer, Novavax)	505,419	74.4%
Single Dose (Johnson & Johnson)	30,334	4.5%
Total Doses Administered	1,127,778	

Boston Residents with At Least 1 COVID-19 Vaccine Dose, Partially Vaccinated, Fully Vaccinated, and Boosted, Dec. 15, 2020 - Oct. 10, 2022		
	Number of Boston Residents	Percentage of Total Boston Population
At Least 1 Dose¹	622,359	91.6%
Partially Vaccinated²	86,606	12.7%
Fully Vaccinated³	535,753	78.9%
Booster⁴	305,379	44.9%

Week to Week Comparison: Boston Residents who Received COVID-19 Vaccine - Sept. 27 - Oct 10, 2022

	Number of Boston Residents		Percent Change
	Sept 27 - Oct 3	Oct 3 - Oct 10	
At Least 1 Dose	2072	1567	-24.4%
Fully Vaccinated	853	787	-7.7%
Booster	1248	988	-20.8%

* The Boston total population count (679,413 residents), which is used as the denominator in calculating percentages of Boston total population, includes residents of all ages.

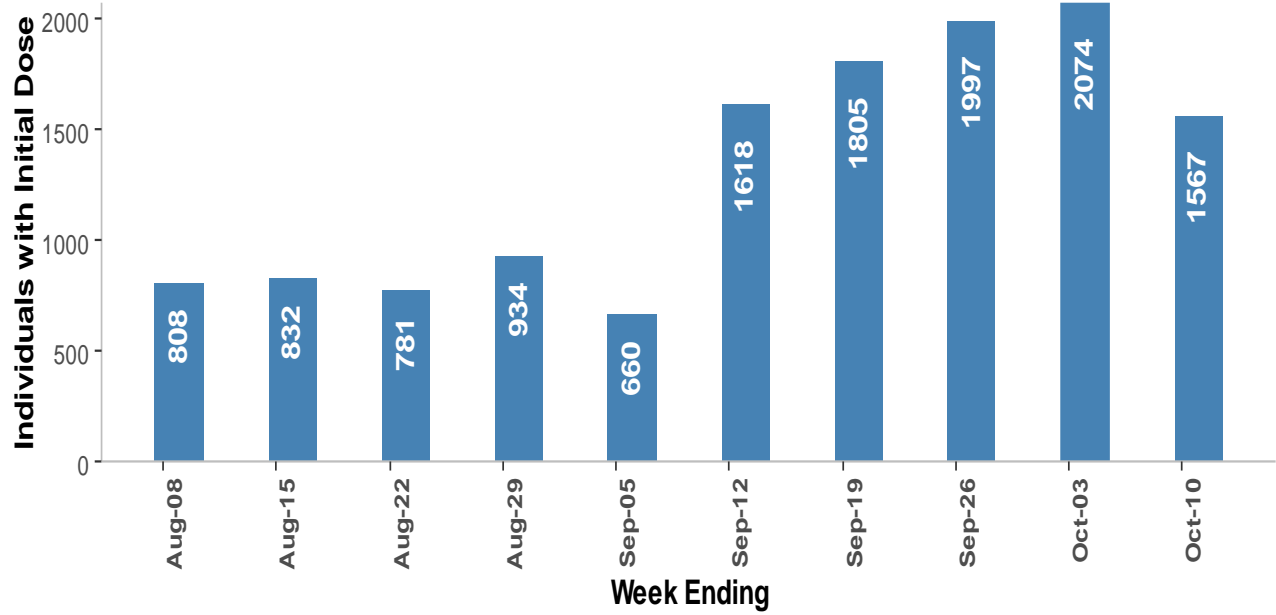
**These numbers are subject to revisions as the data from the MIIS gets corrected and revised.

1 At Least 1 Dose refers to individuals who have received one or more doses of the Moderna or Pfizer vaccine, or a single dose of the Johnson & Johnson vaccine. 2 Partially Vaccinated refers to individuals who have received only a first dose of the Moderna or Pfizer vaccine. 3 Fully Vaccinated refers to individuals who have received both first and second doses of the Moderna or Pfizer vaccine, or a single dose of the Johnson & Johnson vaccine. 4 Boosted is defined as any dose after being fully vaccinated.

Data Sources: 1) Massachusetts Department of Public Health (MDPH), Massachusetts Immunization Information System (MIIS). Data as September 20, 2022. Data are current as of time of publication and may be subject to change in future publications as additional data are reported. 2) U.S. Census Bureau, American Community Survey, 2018 5-yr estimates (2014-2018).

Individuals Receiving Initial Dose of COVID-19 Vaccine by Weeks: Between Aug 8th and Oct 10th, 2022

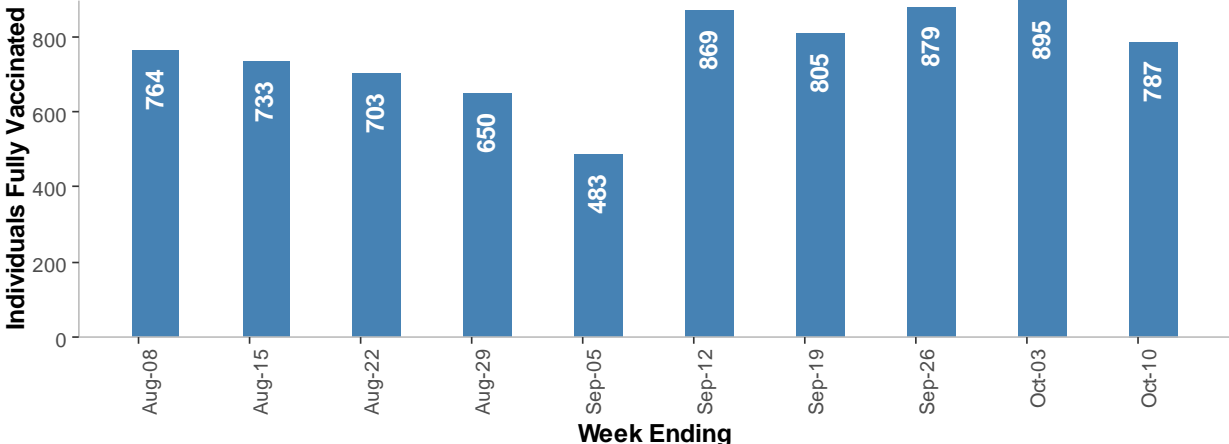
Total Individuals with at least 1 Dose (N) = 13076



Data Source: Massachusetts Department of Public Health,
Massachusetts Immunization Information System

**Individuals who are Fully Vaccinated with COVID-19 Vaccine by Weeks:
Between Aug 8th and Oct 10th, 2022**

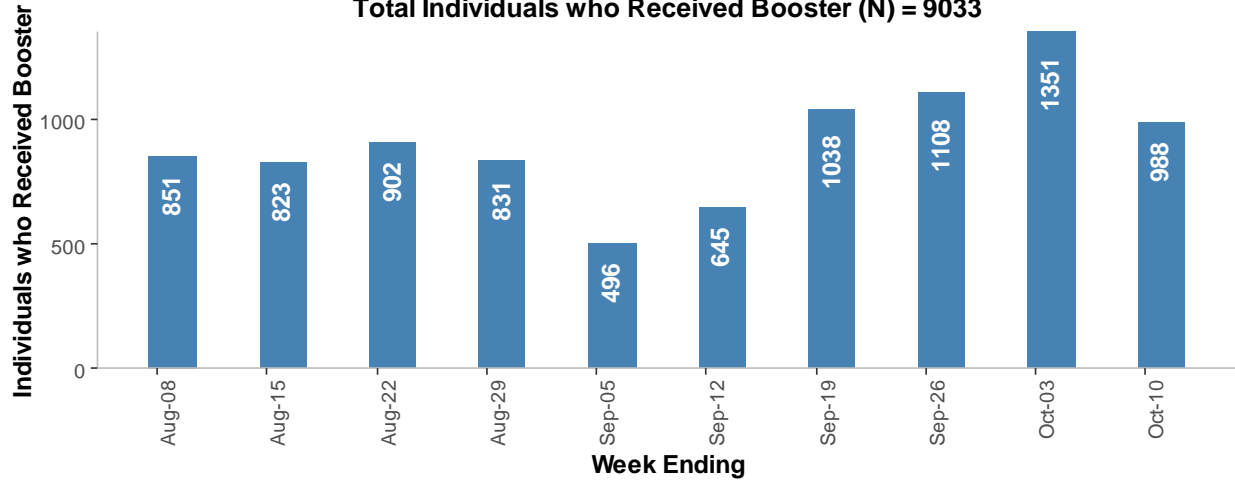
Total Individuals Fully Vaccinated (N) = 7568



Data Source: Massachusetts Department of Public Health, Massachusetts Immunization Information System

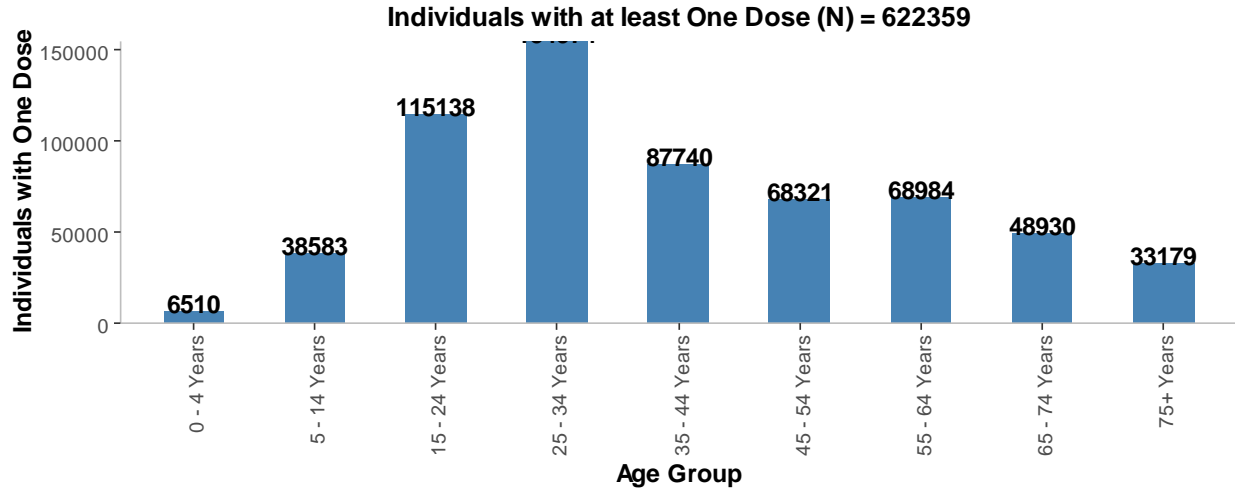
Individuals who Received Booster COVID-19 Vaccine by Weeks: Between Aug 8th and Oct 10th, 2022

Total Individuals who Received Booster (N) = 9033



Data Source: Massachusetts Department of Public Health,
Massachusetts Immunization Information System

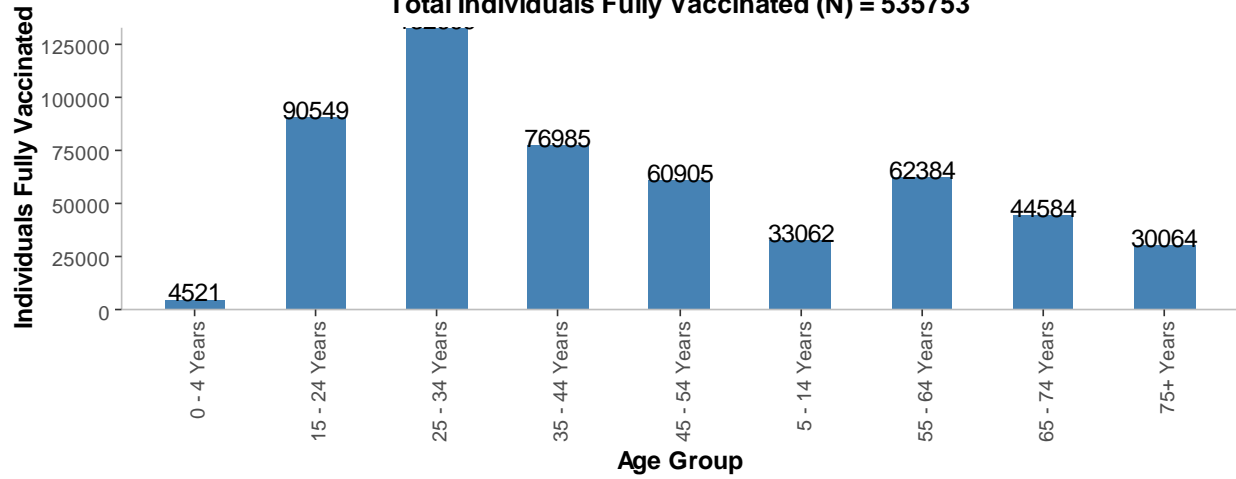
Individuals by Age Group with at Least One Dose of COVID Vaccine: Between Dec. 15, 2020 and Oct 10th, 2022



Data Source: Massachusetts Department of Public Health,
Massachusetts Immunization Information System

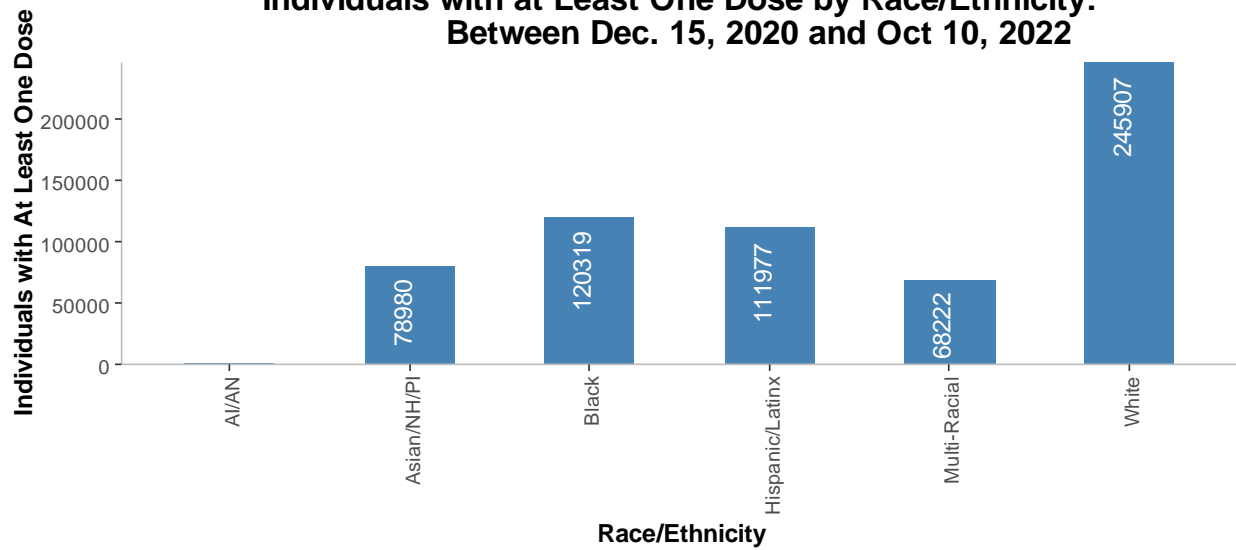
Fully Vaccinated Individuals by Age Group: Between Dec. 15, 2020 and Oct 10, 2022

Total Individuals Fully Vaccinated (N) = 535753



Data Source: Massachusetts Department of Public Health,
Massachusetts Immunization Information System

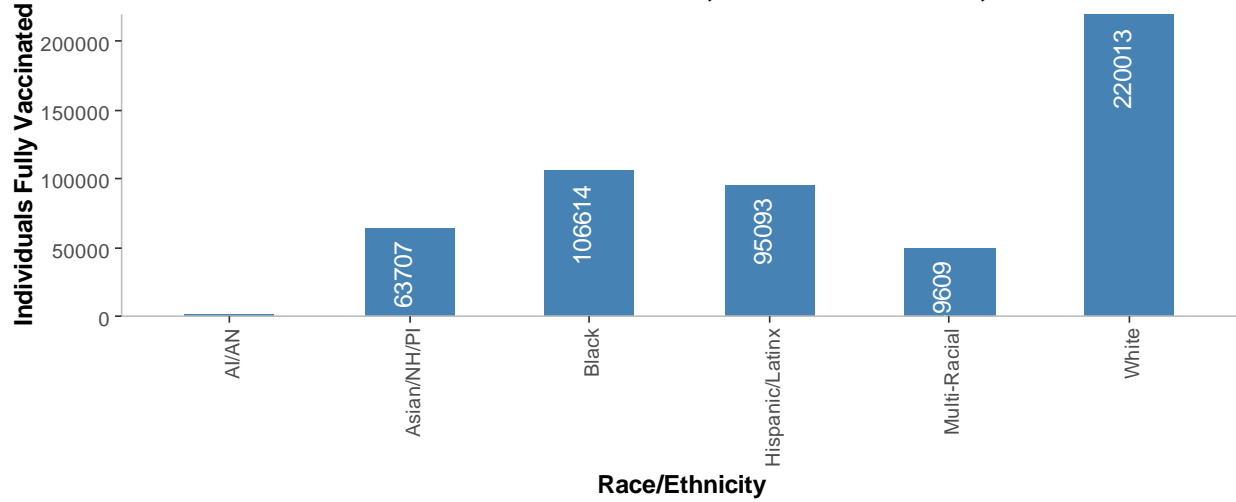
Individuals with at Least One Dose by Race/Ethnicity: Between Dec. 15, 2020 and Oct 10, 2022



Data Source: Massachusetts Department of Public Health,
Massachusetts Immunization Information System

AI/AN = American Indian or Alaskan Native
Asian/NH/PI = Asian, Native Hawaiian, or Pacific Islander

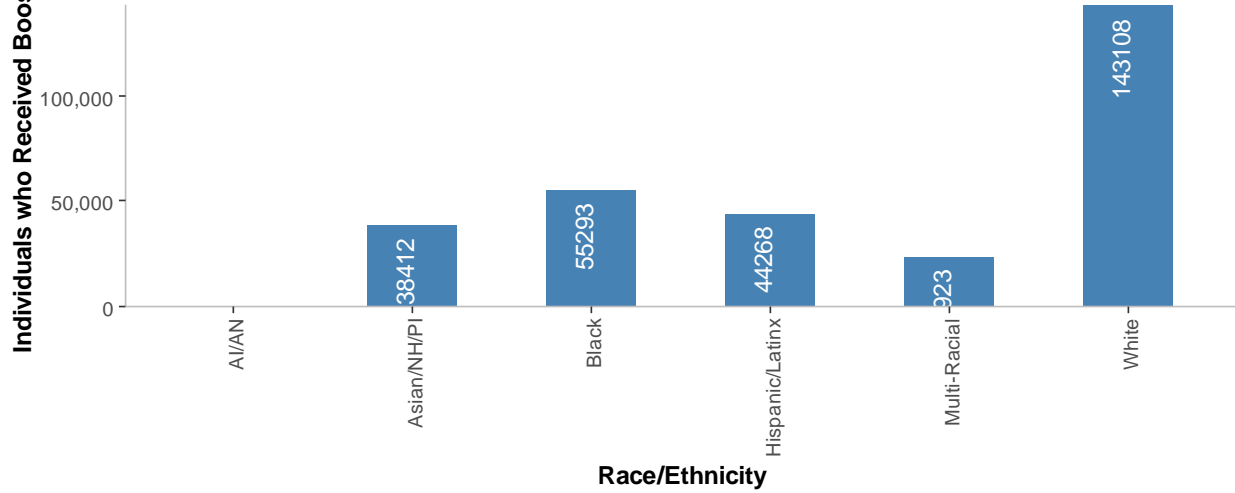
Fully Vaccinated Individuals by Race/Ethnicity: Between Dec. 15, 2020 and Oct 10, 2022



Data Source: Massachusetts Department of Public Health,
Massachusetts Immunization Information System

AI/AN = American Indian or Alaskan Native
Asian/NH/PI = Asian, Native Hawaiian, or Pacific Islander

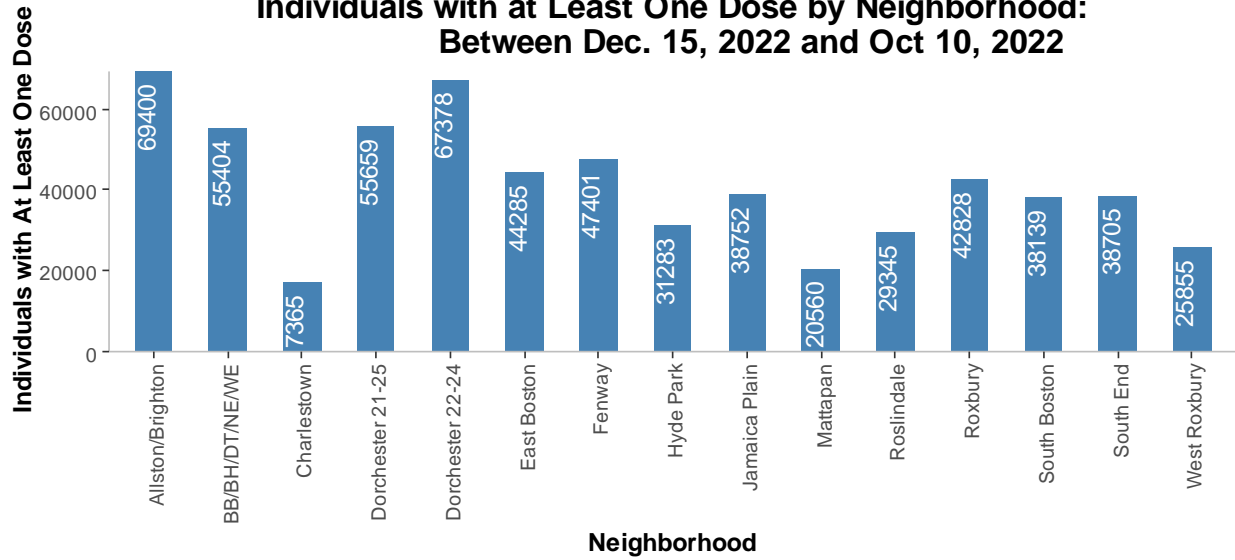
Individuals who Received COVID-19 Booster Shot by Race/Ethnicity: Between Dec. 15, 2020 and Oct 10, 2022



Data Source: Massachusetts Department of Public Health,
Massachusetts Immunization Information System

AI/AN = American Indian or Alaskan Native
Asian/NH/PI = Asian, Native Hawaiian, or Pacific Islander

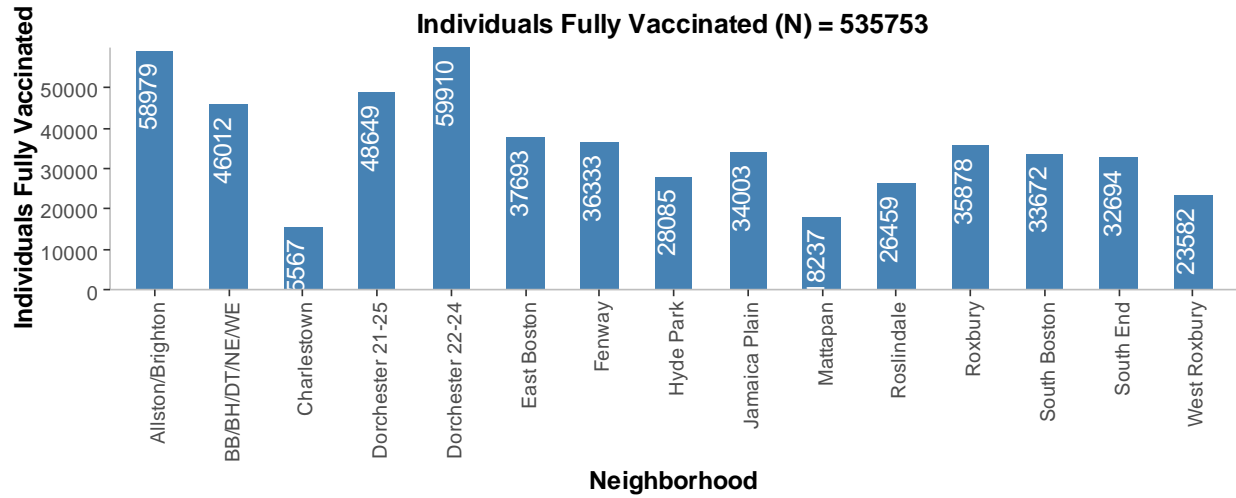
Individuals with at Least One Dose by Neighborhood: Between Dec. 15, 2022 and Oct 10, 2022



Data Source: Massachusetts Department of Public Health,
Massachusetts Immunization Information System

BB/BH/DT/NE/WE = Back Bay/Beacon Hill/Downtown/North End/West

Individuals Fully Vaccinated by Neighborhood: Between Dec. 15, 2020 and Oct 10, 2022

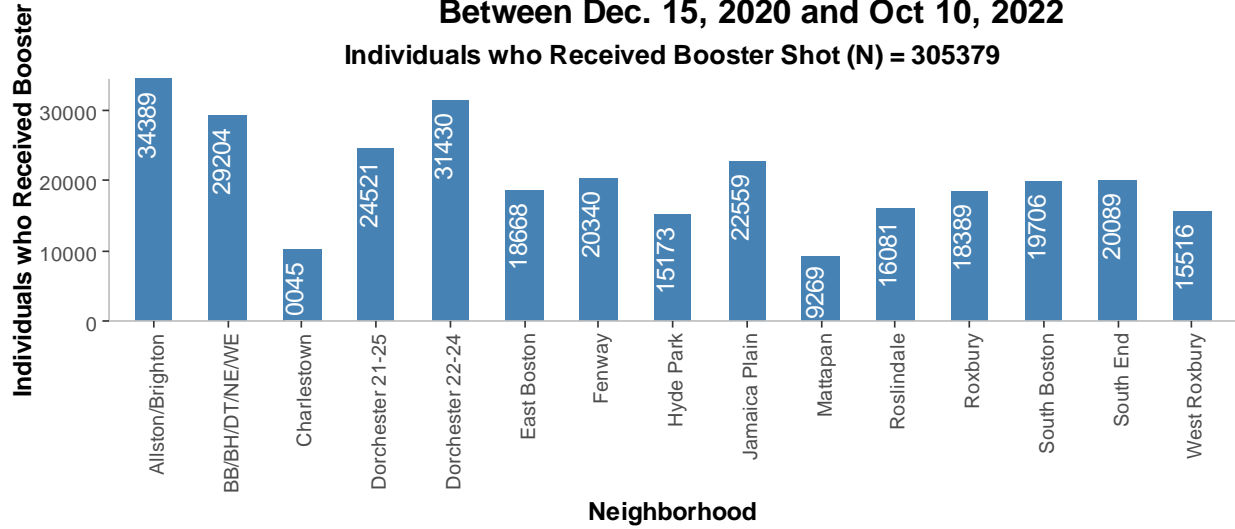


Data Source: Massachusetts Department of Public Health,
Massachusetts Immunization Information System

BB/BH/DT/NE/WE = Back Bay/Beacon Hill/Downtown/North End/West

**Individuals who Received COVID-19 Booster Shot by Neighborhood:
Between Dec. 15, 2020 and Oct 10, 2022**

Individuals who Received Booster Shot (N) = 305379



Data Source: Massachusetts Department of Public Health,
Massachusetts Immunization Information System

BB/BH/DT/NE/WE = Back Bay/Beacon Hill/Downtown/North End/West

**Boston Residents with At Least 1 Dose, Fully Vaccinated, and Boosted for COVID-19 by ZIP Code,
Counts and Percentages, Dec. 15, 2020 – Oct. 10, 2022**

Neighborhood	Zip Code	At Least 1 Dose	Fully Vaccinated	Booster
BB/BH/DT/NE/WE	02108	4270	3407	2250
BB/BH/DT/NE/WE	02109	3858	3253	2017
BB/BH/DT/NE/WE	02110	2523	2100	1305
South End	02111	10100	7994	4769
BB/BH/DT/NE/WE	02113	5921	5200	3204
BB/BH/DT/NE/WE	02114	16000	13348	8584
Fenway	02115	24220	18911	10773
BB/BH/DT/NE/WE	02116	21267	17457	11111
South End	02118	28605	24700	15320
Roxbury	02119	26679	23187	11929
Roxbury	02120	16149	12691	6460
Dorchester 21-25	02121	23592	20678	9622
Dorchester 22-24	02122	22659	20033	10543
Dorchester 22-24	02124	44719	39877	20887
Dorchester 21-25	02125	32067	27971	14899
Mattapan	02126	20560	18237	9269
South Boston	02127	32173	28915	17004
East Boston	02128	44285	37693	18668
Charlestown	02129	17365	15567	10045
Jamaica Plain	02130	38752	34003	22559
Roslindale	02131	29345	26459	16081
West Roxbury	02132	25855	23582	15516
Allston/Brighton	02134	23008	19171	10268
Allston/Brighton	02135	44329	38146	23088
Hyde Park	02136	31283	28085	15173
Allston/Brighton	02163	2063	1662	1033
BB/BH/DT/NE/WE	02199	1557	1239	730
BB/BH/DT/NE/WE	02203			
South Boston	02210	5966	4757	2702
Fenway	02215	23181	17422	9567