

First, Second, and Single COVID-19 Vaccine Doses Administered, Boston Residents, Dec. 15, 2020 - Oct. 17, 2022		
	Doses Administered	Percentage of Total Boston Population*
1st Dose (Moderna, Pfizer, Novavax)	599,377	88.2%
2nd Dose (Moderna, Pfizer, Novavax)	509,611	75.0%
Single Dose (Johnson & Johnson)	30,499	4.5%
Total Doses Administered	1,139,487	

Boston Residents with At Least One COVID-19 Vaccine Dose, Partially Vaccinated, Fully Vaccinated, and Boosted, Dec. 15, 2020 - Oct. 17, 2022		
	Number of Boston Residents	Percentage of Total Boston Population
At Least One Dose¹	629,876	92.7%
Partially Vaccinated²	89,766	13.2%
Fully Vaccinated³	540,110	79.5%
Booster⁴	320,033	47.1%

Week to Week Comparison: Boston Residents who Received COVID-19 Vaccine - Oct 3 - 17, 2022

	Number of Boston Residents		Percent Change
	Oct 3 - Oct 10	Oct 11 - Oct 17	
At Least 1 Dose	1567	1854	18.3%
Fully Vaccinated	787	793	0.8%
Booster	988	1084	9.7%

* The Boston total population count (679,413 residents), which is used as the denominator in calculating percentages of Boston total population, includes residents of all ages.

**These numbers are subject to revisions as the data from the MIIS gets corrected and revised.

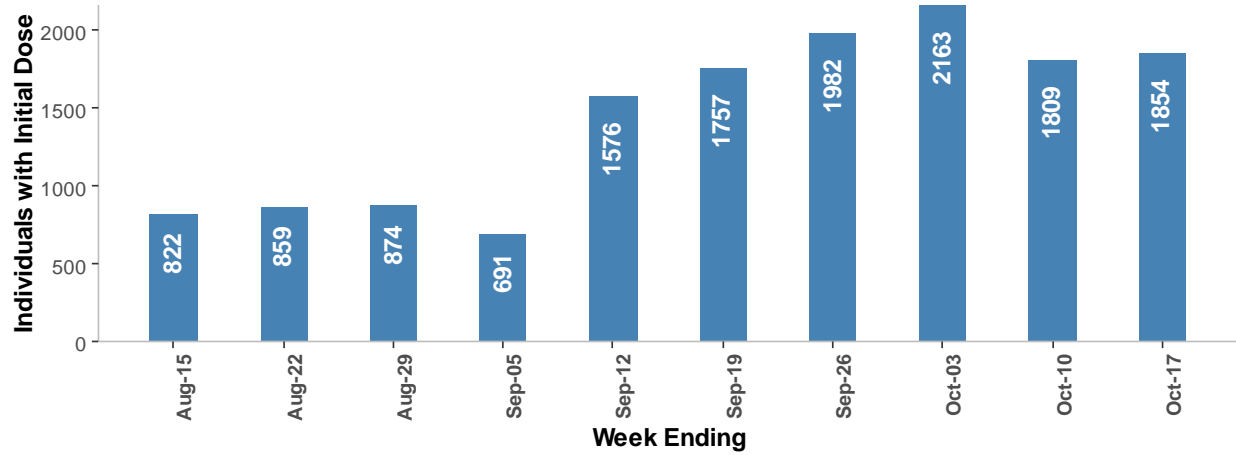
1 At Least 1 Dose refers to individuals who have received one or more doses of the Moderna or Pfizer vaccine, or a single dose of the Johnson & Johnson vaccine. 2 Partially Vaccinated refers to individuals who have received only a first dose of the Moderna or Pfizer vaccine. 3 Fully Vaccinated refers to individuals who have received both first and

second doses of the Moderna or Pfizer vaccine, or a single dose of the Johnson & Johnson vaccine. 4 Boosted is defined as any dose after being fully vaccinated.

Data Sources: 1) Massachusetts Department of Public Health (MDPH), Massachusetts Immunization Information System (MIIS). Data as September 20, 2022. Data are current as of time of publication and may be subject to change in future publications as additional data are reported. 2) U.S. Census Bureau, American Community Survey, 2018 5-yr estimates (2014-2018).

Individuals Receiving Initial Dose of COVID-19 Vaccine in the last Ten Weeks: Aug 15th - Oct 17th, 2022

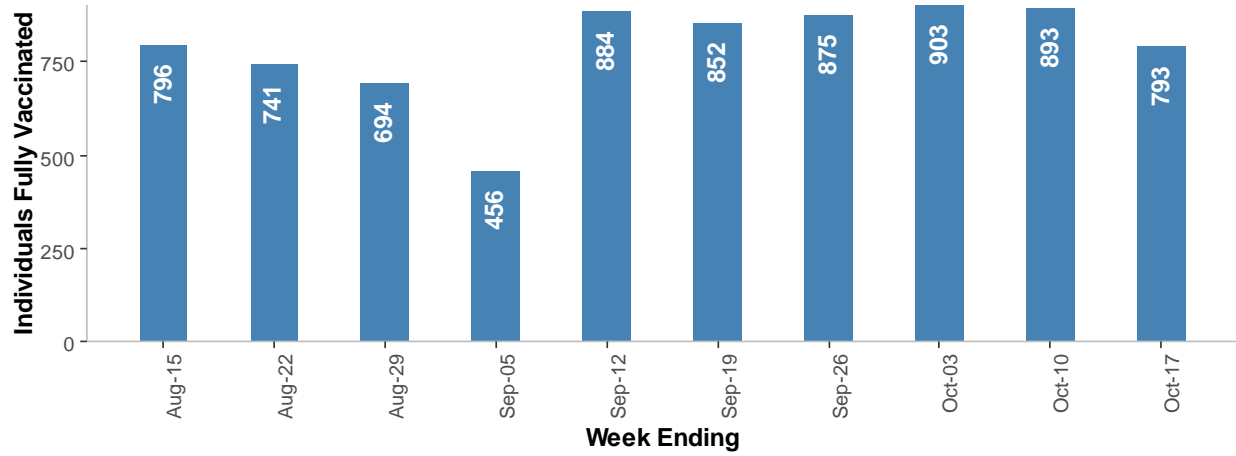
Total Individuals with at least 1 Dose (N) = 14387



Data Source: Massachusetts Department of Public Health,
Massachusetts Immunization Information System

Individuals who are Fully Vaccinated with COVID-19 Vaccine in the last Ten Weeks: Aug 15th - Oct 17th, 2022

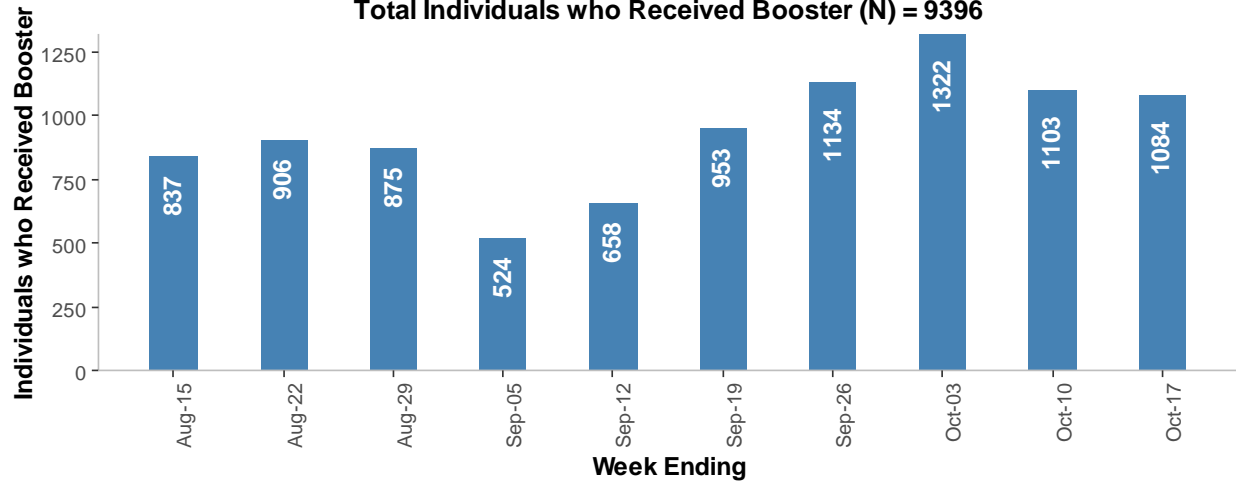
Total Individuals Fully Vaccinated (N) = 7887



Data Source: Massachusetts Department of Public Health,
Massachusetts Immunization Information System

Individuals who Received Booster COVID-19 Vaccine in the last Ten Weeks: Aug 15th - Oct 17th, 2022

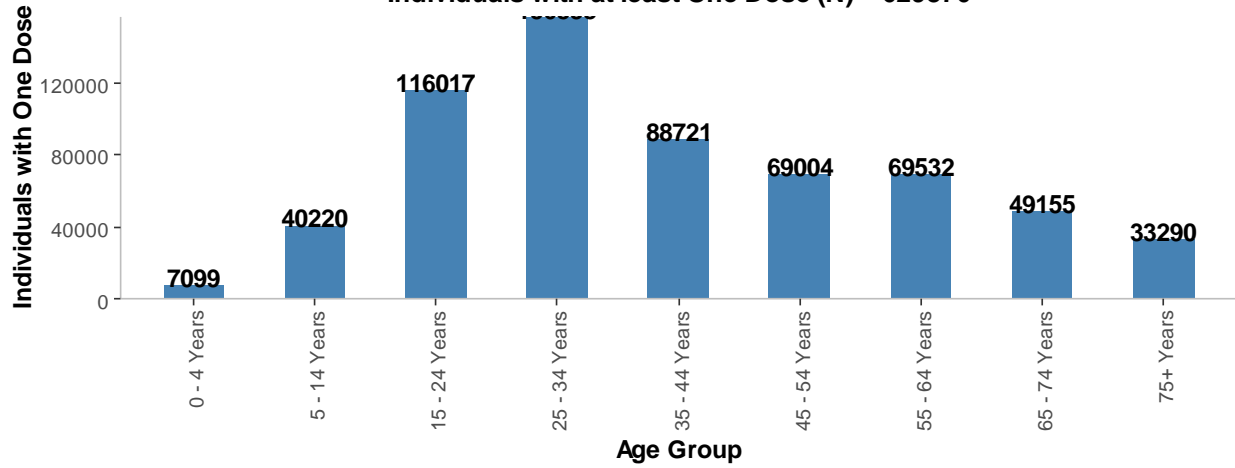
Total Individuals who Received Booster (N) = 9396



Data Source: Massachusetts Department of Public Health,
Massachusetts Immunization Information System

Individuals by Age Group with at Least One Dose of COVID Vaccine: Between Dec 15, 2020 and Oct 17, 2022

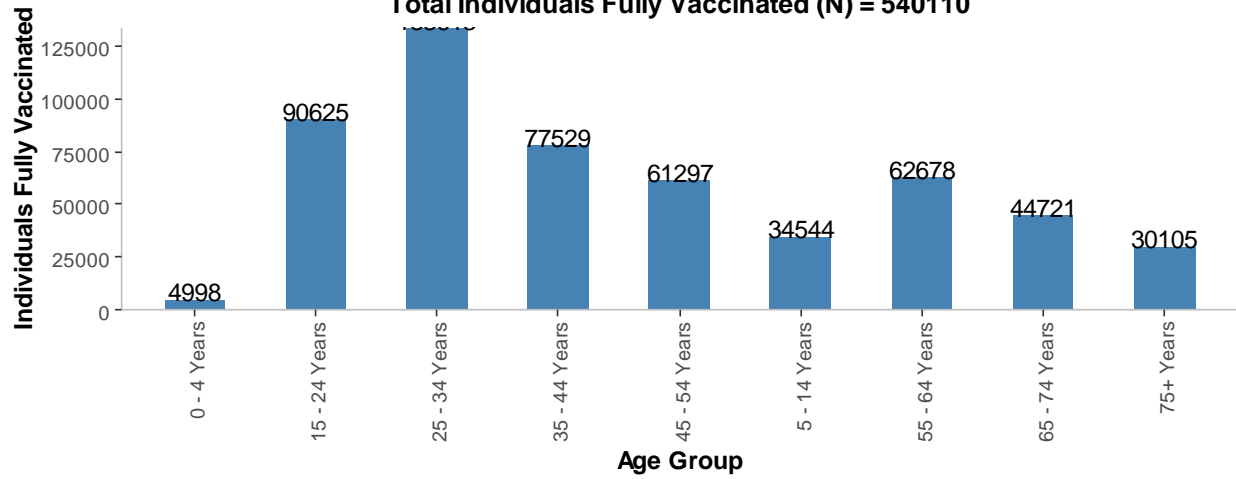
Individuals with at least One Dose (N) = 629876



Data Source: Massachusetts Department of Public Health,
Massachusetts Immunization Information System

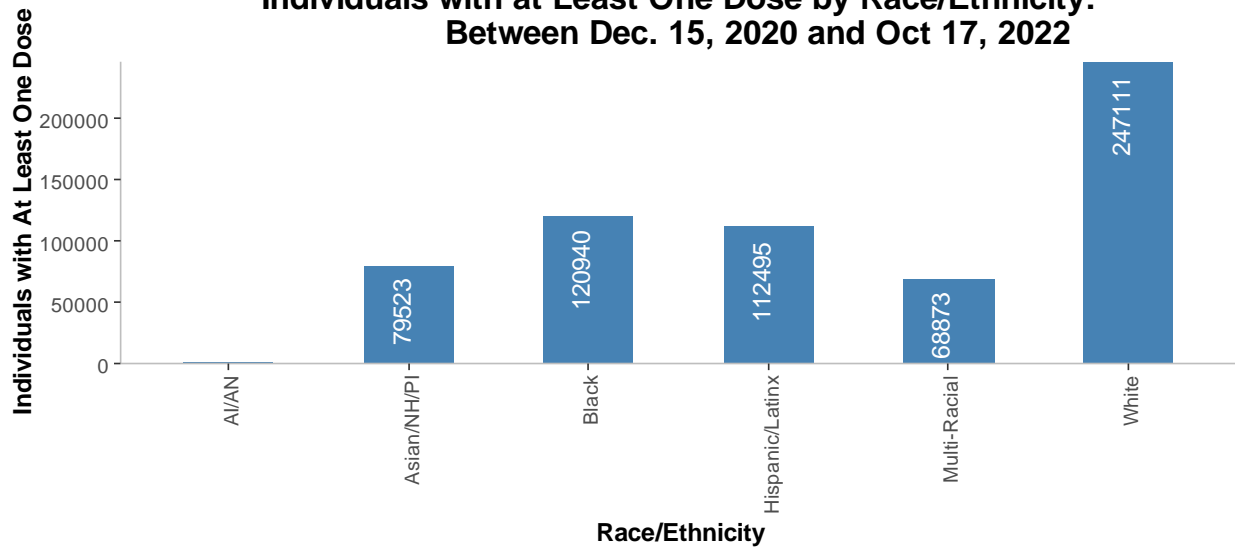
Fully Vaccinated Individuals by Age Group: Between Dec 15, 2020 and Oct 17, 2022

Total Individuals Fully Vaccinated (N) = 540110



Data Source: Massachusetts Department of Public Health,
Massachusetts Immunization Information System

Individuals with at Least One Dose by Race/Ethnicity: Between Dec. 15, 2020 and Oct 17, 2022

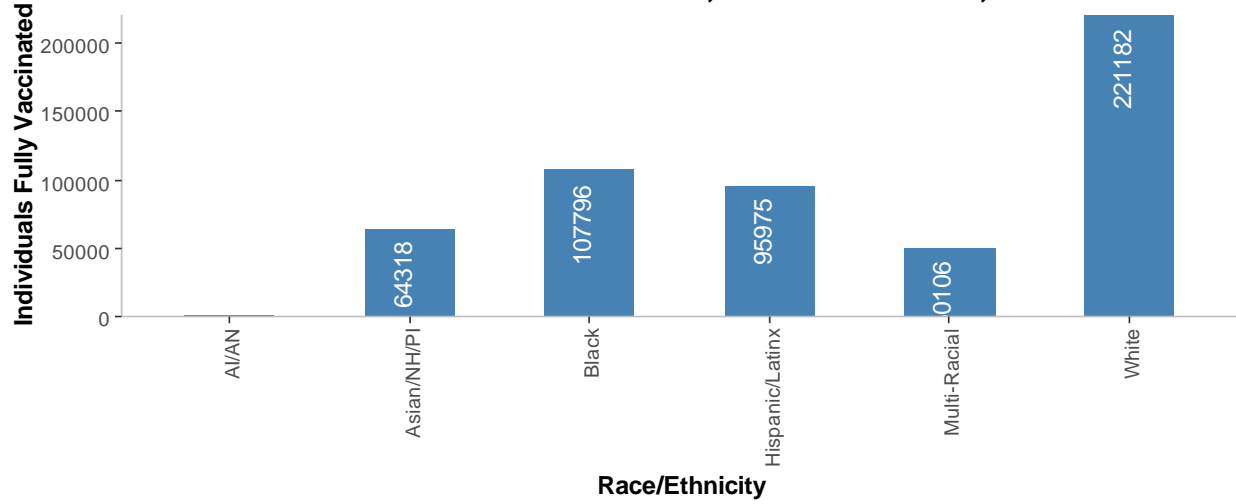


Data Source: Massachusetts Department of Public Health,
Massachusetts Immunization Information System

AI/AN = American Indian or Alaskan Native

Asian/NH/PI = Asian, Native Hawaiian, or Pacific Islander

Fully Vaccinated Individuals by Race/Ethnicity: Between Dec. 15, 2020 and Oct 17, 2022

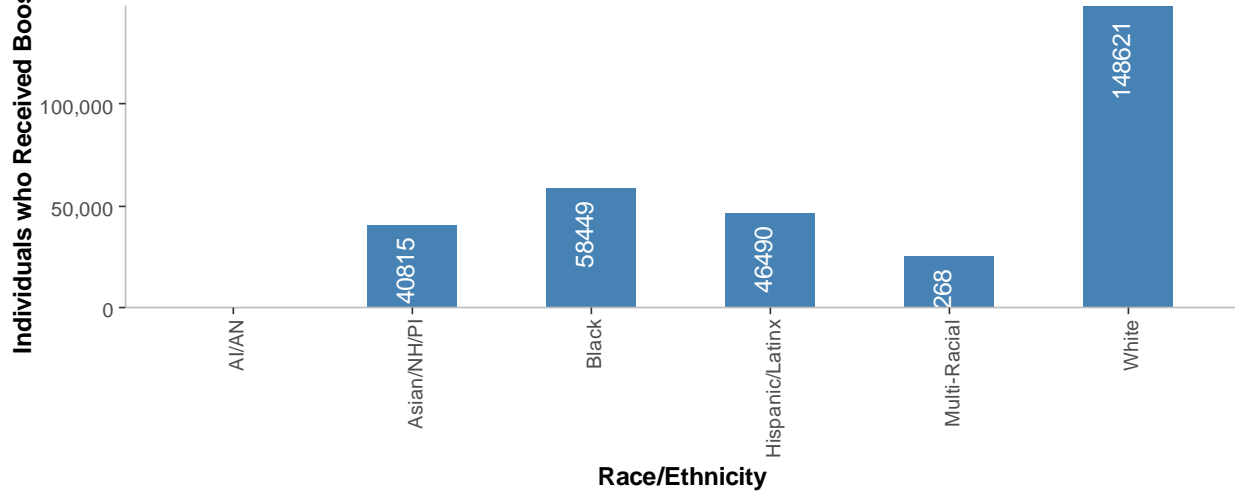


Data Source: Massachusetts Department of Public Health,
Massachusetts Immunization Information System

AI/AN = American Indian or Alaskan Native

Asian/NH/PI = Asian, Native Hawaiian, or Pacific Islander

Individuals who Received COVID-19 Booster Shot by Race/Ethnicity: Between Dec. 15, 2020 and Oct 17, 2022

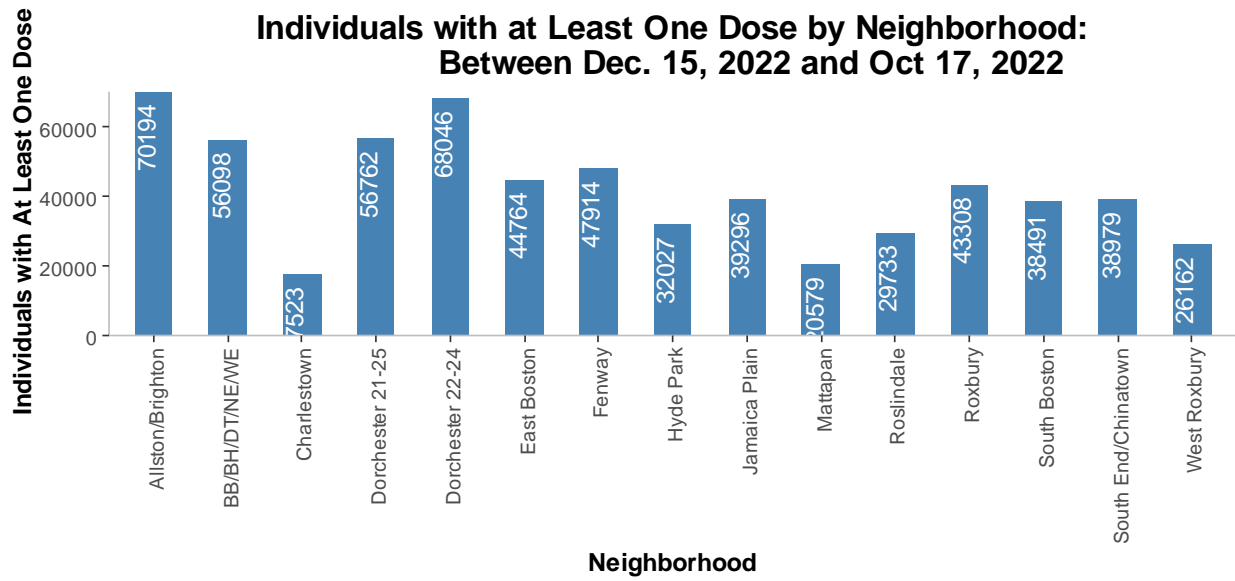


Data Source: Massachusetts Department of Public Health,
Massachusetts Immunization Information System

AI/AN = American Indian or Alaskan Native

Asian/NH/PI = Asian, Native Hawaiian, or Pacific Islander

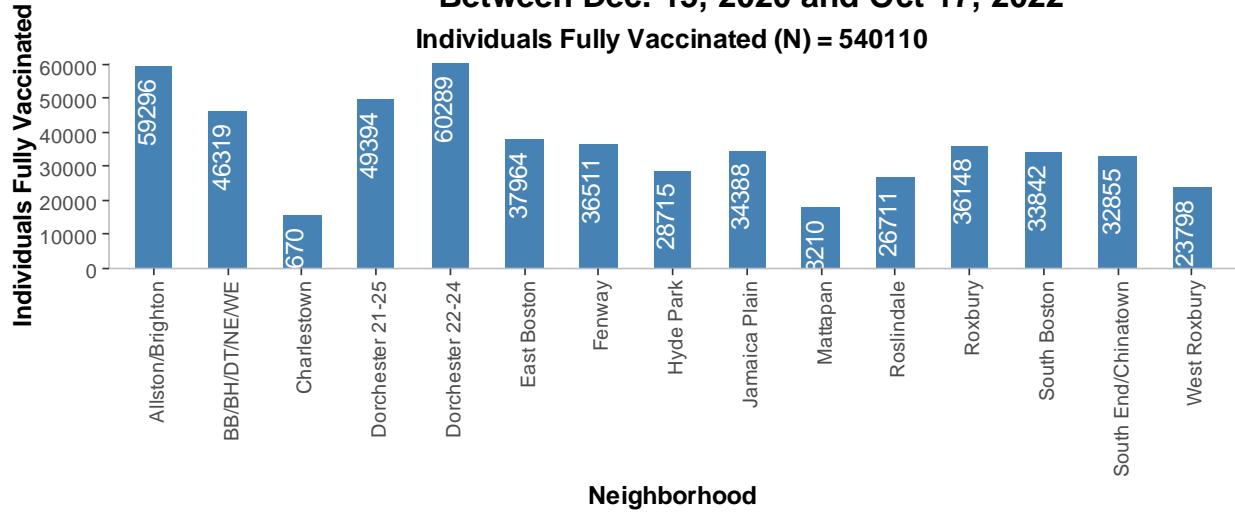
Individuals with at Least One Dose by Neighborhood: Between Dec. 15, 2022 and Oct 17, 2022



Data Source: Massachusetts Department of Public Health,
Massachusetts Immunization Information System

BB/BH/DT/NE/WE = Back Bay/Beacon Hill/Downtown/North End/West End

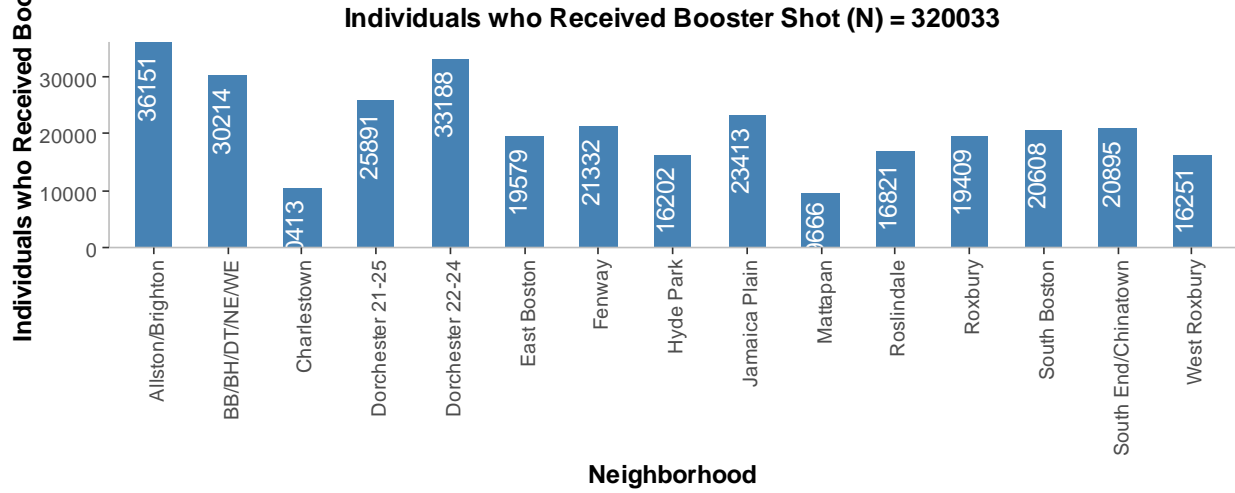
Individuals Fully Vaccinated by Neighborhood: Between Dec. 15, 2020 and Oct 17, 2022



Data Source: Massachusetts Department of Public Health,
Massachusetts Immunization Information System

BB/BH/DT/NE/WE = Back Bay/Beacon Hill/Downtown/North End/West End

Individuals who Received COVID-19 Booster Shot by Neighborhood: Between Dec. 15, 2020 and Oct 17, 2022



Data Source: Massachusetts Department of Public Health,
Massachusetts Immunization Information System

BB/BH/DT/NE/WE = Back Bay/Beacon Hill/Downtown/North End/West End

**Boston Residents with At Least 1 Dose, Fully Vaccinated, and Boosted for COVID-19 by ZIP Code,
Counts and Percentages, Dec. 15, 2020 – Oct. 17, 2022**

Neighborhood	Zip Code	At Least 1 Dose	Fully Vaccinated	Booster
BB/BH/DT/NE/WE	02108	4424	3465	2346
BB/BH/DT/NE/WE	02109	3881	3259	2091
BB/BH/DT/NE/WE	02110	2401	1990	1280
South End	02111	10062	7998	4977
BB/BH/DT/NE/WE	02113	5972	5226	3334
BB/BH/DT/NE/WE	02114	16240	13469	8915
Fenway	02115	24073	18664	11096
BB/BH/DT/NE/WE	02116	21617	17672	11501
South End	02118	28917	24857	15918
Roxbury	02119	26850	23268	12504
Roxbury	02120	16458	12880	6905
Dorchester 21-25	02121	24272	21213	10254
Dorchester 22-24	02122	22963	20256	11197
Dorchester 22-24	02124	45083	40033	21991
Dorchester 21-25	02125	32490	28181	15637
Mattapan	02126	20579	18210	9666
South Boston	02127	32372	29012	17752
East Boston	02128	44764	37964	19579
Charlestown	02129	17523	15670	10413
Jamaica Plain	02130	39296	34388	23413
Roslindale	02131	29733	26711	16821
West Roxbury	02132	26162	23798	16251
Allston/Brighton	02134	23320	19278	10794
Allston/Brighton	02135	44831	38388	24310
Hyde Park	02136	32027	28715	16202
Allston/Brighton	02163	2043	1630	1047
BB/BH/DT/NE/WE	02199	1558	1233	745
BB/BH/DT/NE/WE	02203	5	5	2
South Boston	02210	6119	4830	2856
Fenway	02215	23841	17847	10236