

First, Second, and Single COVID-19 Vaccine Doses Administered, Boston Residents, Dec. 15, 2020 - Oct. 14, 2022		
	Doses Administered	Percentage of Total Boston Population*
1st Dose (Moderna, Pfizer, Novavax)	601,306	88.5%
2nd Dose (Moderna, Pfizer, Novavax)	510,739	75.2%
Single Dose (Johnson & Johnson)	30,523	4.5%
Total Doses Administered	1,142,568	

Boston Residents with At Least One COVID-19 Vaccine Dose, Partially Vaccinated, Fully Vaccinated, and Boosted, Dec. 15, 2020 - Oct. 24, 2022		
	Number of Boston Residents	Percentage of Total Boston Population
At Least One Dose¹	631,829	93.0%
Partially Vaccinated²	90,567	13.3%
Fully Vaccinated³	541,262	79.7%
Booster⁴	323,533	47.6%

Week to Week Comparison: Boston Residents who Received COVID-19 Vaccine - Oct 11 - 24, 2022

	Number of Boston Residents		Percent Change
	Oct 11 - Oct 17	Oct 18 - Oct 24	
At Least 1 Dose	1854	1981	6.9%
Fully Vaccinated	793	900	13.5%
Booster	1084	1267	16.9%

* The Boston total population count (679,413 residents), which is used as the denominator in calculating percentages of Boston total population, includes residents of all ages.

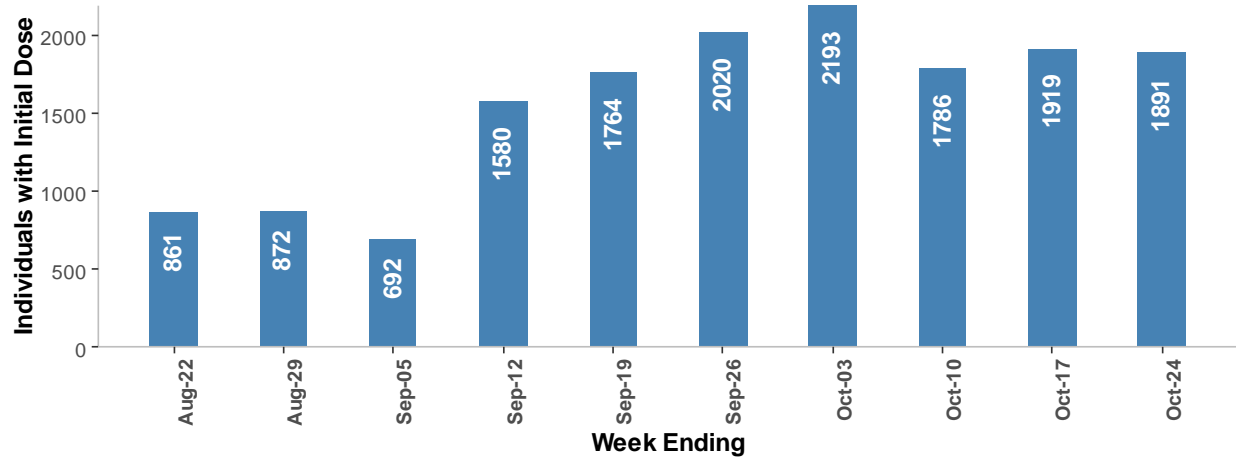
**These numbers are subject to revisions as the data from the MIIS gets corrected and revised.

1 At Least 1 Dose refers to individuals who have received one or more doses of the Moderna or Pfizer vaccine, or a single dose of the Johnson & Johnson vaccine. 2 Partially Vaccinated refers to individuals who have received only a first dose of the Moderna or Pfizer vaccine. 3 Fully Vaccinated refers to individuals who have received both first and second doses of the Moderna or Pfizer vaccine, or a single dose of the Johnson & Johnson vaccine. 4 Boosted is defined as any dose after being fully vaccinated.

Data Sources: 1) Massachusetts Department of Public Health (MDPH), Massachusetts Immunization Information System (MIIS). Data as September 20, 2022. Data are current as of time of publication and may be subject to change in future publications as additional data are reported. 2) U.S. Census Bureau, American Community Survey, 2018 5-yr estimates (2014-2018).

Individuals Receiving Initial Dose of COVID-19 Vaccine in the last Ten Weeks: Aug 22nd - Oct 24th, 2022

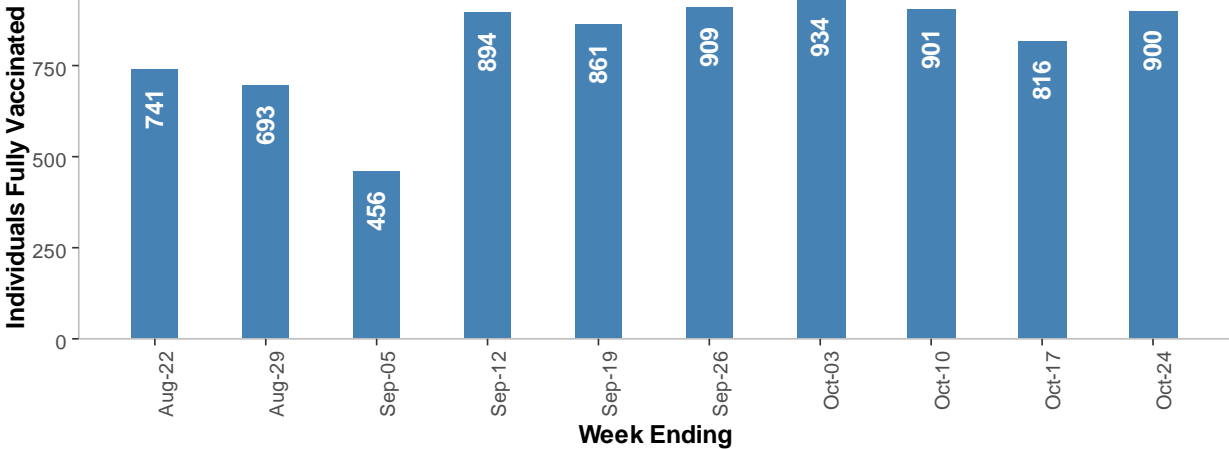
Total Individuals with at least 1 Dose (N) = 15578



Data Source: Massachusetts Department of Public Health,
Massachusetts Immunization Information System

Individuals who are Fully Vaccinated with COVID-19 Vaccine in the last Ten Weeks: Aug 22nd - Oct 24th, 2022

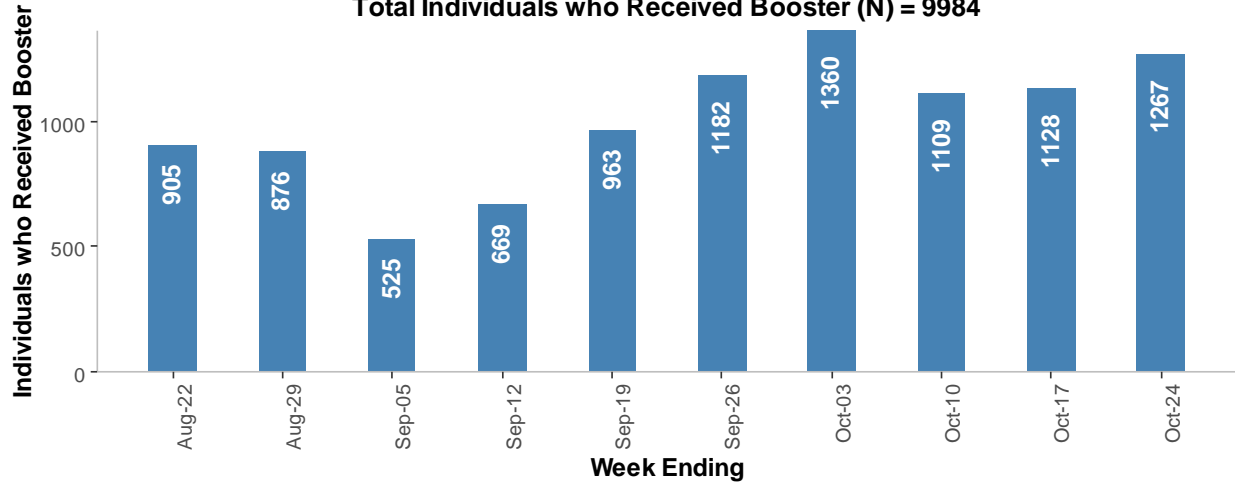
Total Individuals Fully Vaccinated (N) = 8105



Data Source: Massachusetts Department of Public Health,
Massachusetts Immunization Information System

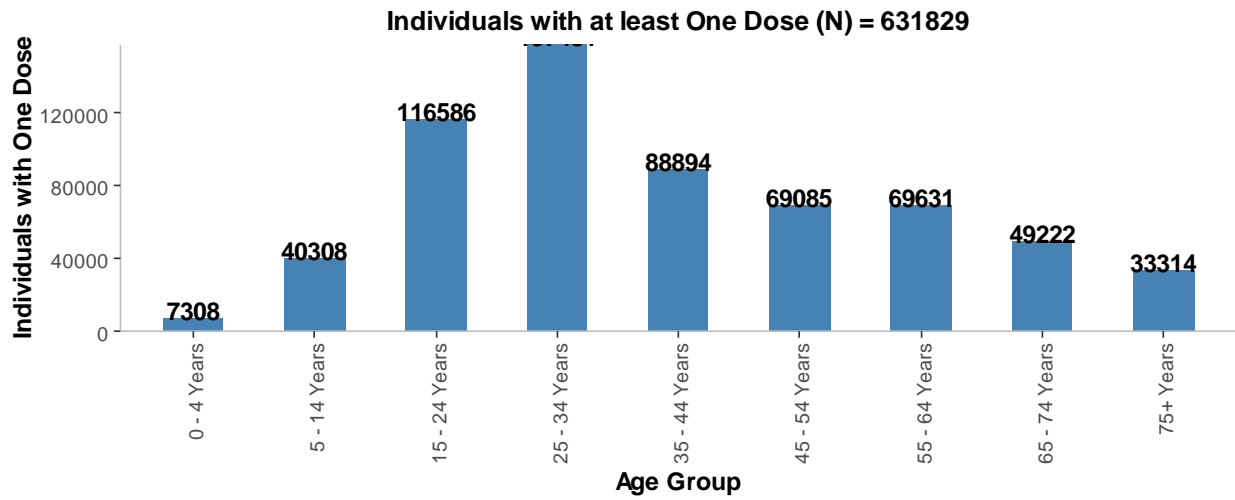
Individuals who Received Booster COVID-19 Vaccine in the last Ten Weeks: Aug 22nd - Oct 24th, 2022

Total Individuals who Received Booster (N) = 9984



Data Source: Massachusetts Department of Public Health,
Massachusetts Immunization Information System

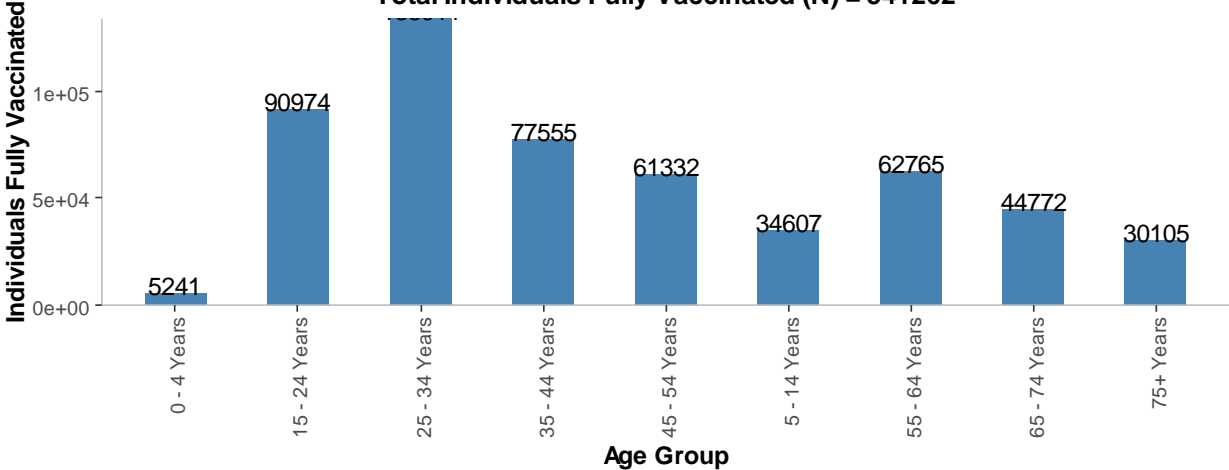
Individuals by Age Group with at Least One Dose of COVID Vaccine: Between Dec 15, 2020 and Oct 24, 2022



Data Source: Massachusetts Department of Public Health,
Massachusetts Immunization Information System

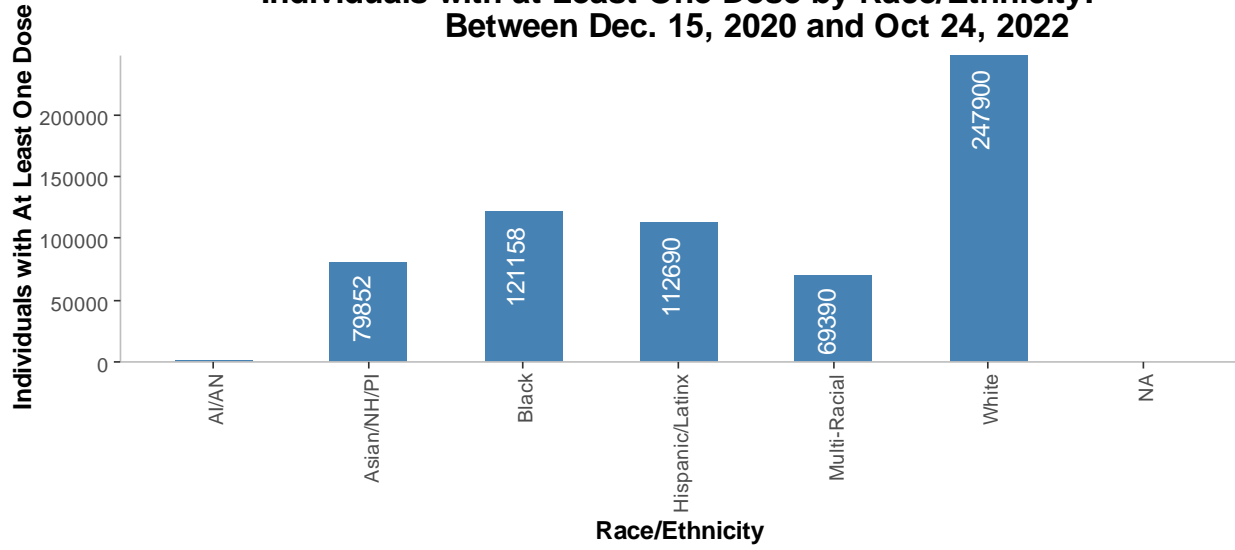
Fully Vaccinated Individuals by Age Group: Between Dec 15, 2020 and Oct 24, 2022

Total Individuals Fully Vaccinated (N) = 541262



Data Source: Massachusetts Department of Public Health,
Massachusetts Immunization Information System

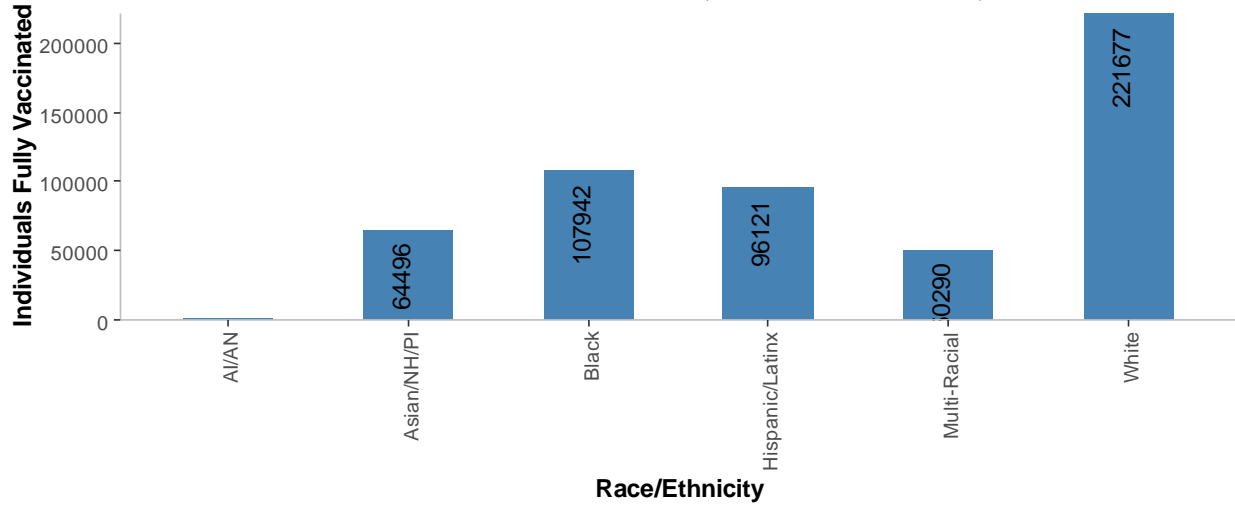
**Individuals with at Least One Dose by Race/Ethnicity:
Between Dec. 15, 2020 and Oct 24, 2022**



Data Source: Massachusetts Department of Public Health,
Massachusetts Immunization Information System

AI/AN = American Indian or Alaskan Native
Asian/NH/PI = Asian, Native Hawaiian, or Pacific Islander

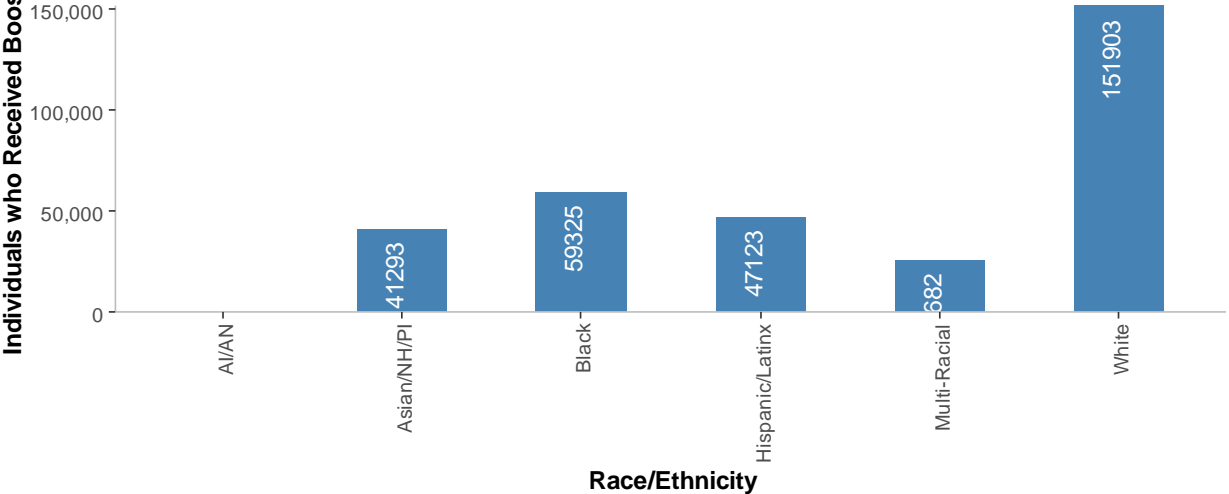
Fully Vaccinated Individuals by Race/Ethnicity: Between Dec. 15, 2020 and Oct 24, 2022



Data Source: Massachusetts Department of Public Health,
Massachusetts Immunization Information System

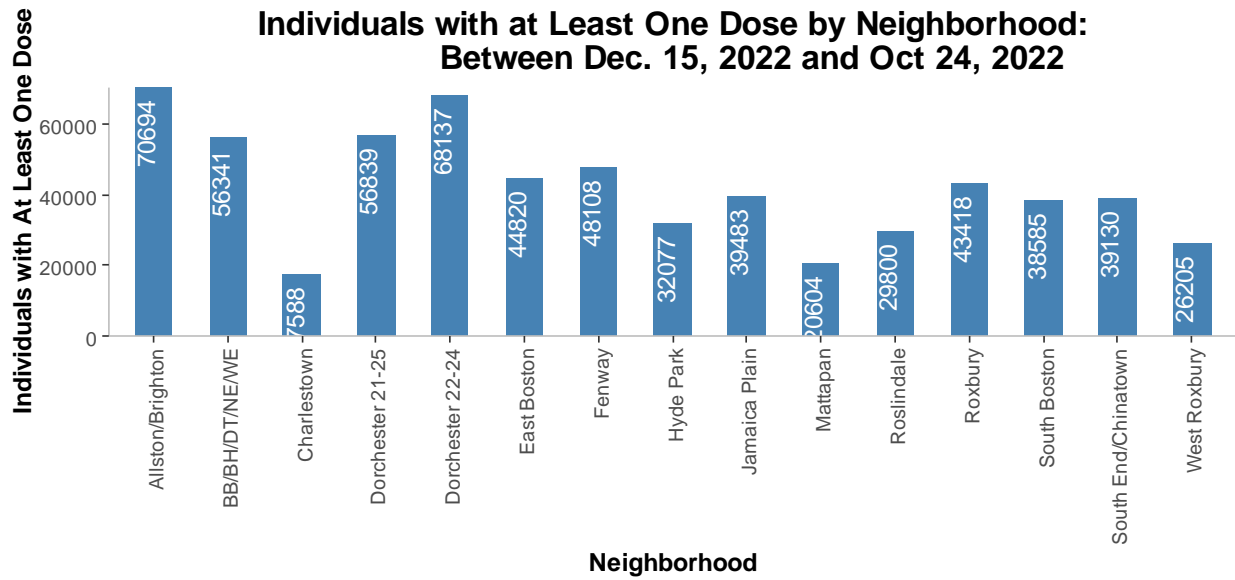
AI/AN = American Indian or Alaskan Native
Asian/NH/PI = Asian, Native Hawaiian, or Pacific Islander

Individuals who Received COVID-19 Booster Shot by Race/Ethnicity: Between Dec. 15, 2020 and Oct 24, 2022



Data Source: Massachusetts Department of Public Health,
Massachusetts Immunization Information System

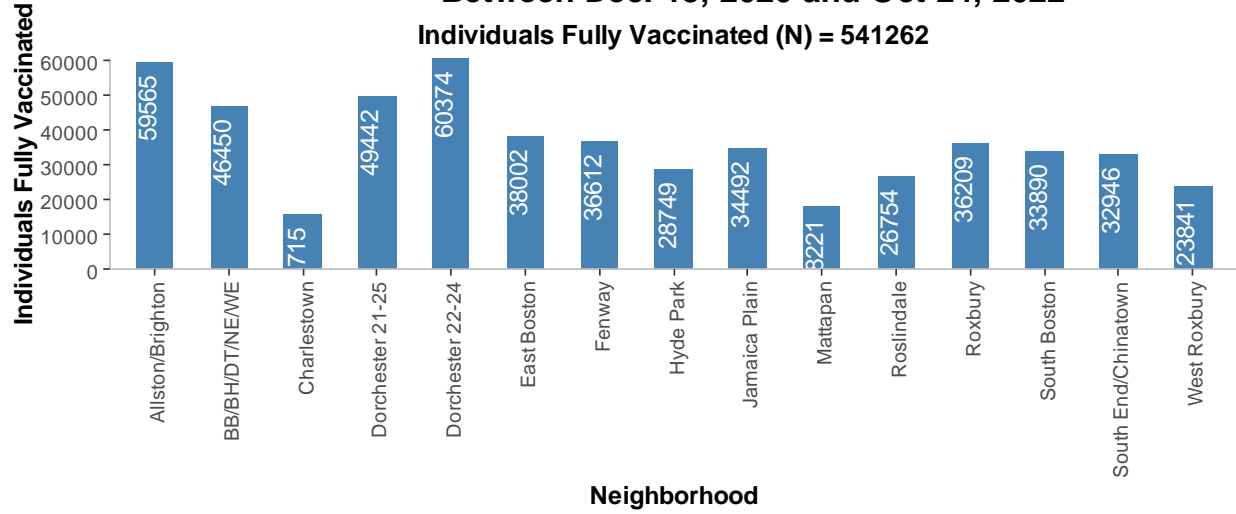
AI/AN = American Indian or Alaskan Native
Asian/NH/PI = Asian, Native Hawaiian, or Pacific Islander



Data Source: Massachusetts Department of Public Health,
Massachusetts Immunization Information System

BB/BH/DT/NE/WE = Back Bay/Beacon Hill/Downtown/North End/West End

Individuals Fully Vaccinated by Neighborhood: Between Dec. 15, 2020 and Oct 24, 2022

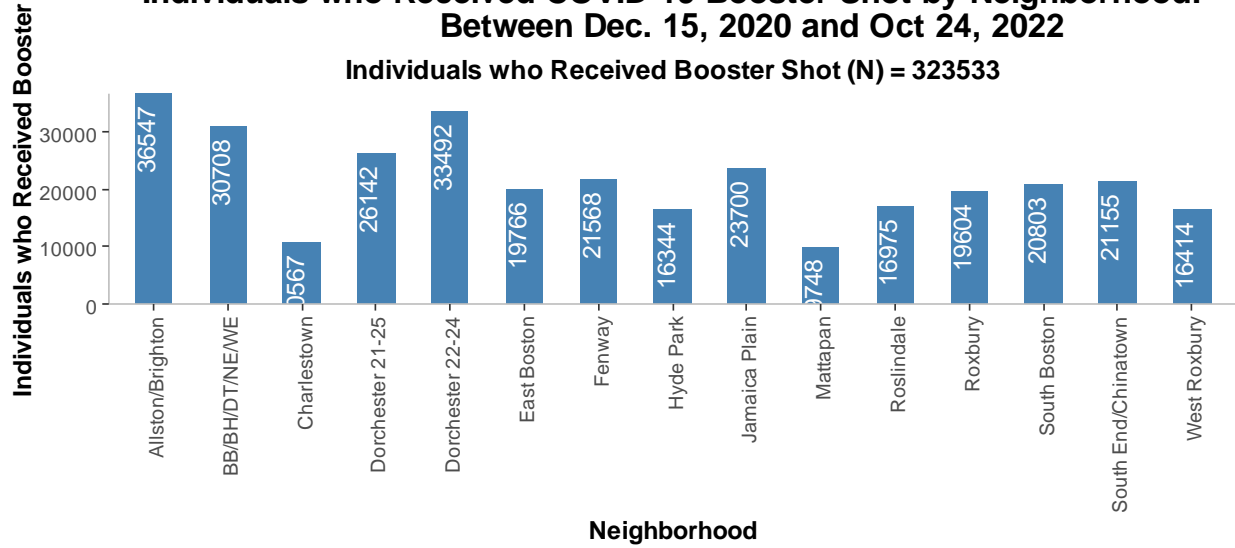


Data Source: Massachusetts Department of Public Health,
Massachusetts Immunization Information System

BB/BH/DT/NE/WE = Back Bay/Beacon Hill/Downtown/North End/West End

**Individuals who Received COVID-19 Booster Shot by Neighborhood:
Between Dec. 15, 2020 and Oct 24, 2022**

Individuals who Received Booster Shot (N) = 323533



Data Source: Massachusetts Department of Public Health,
Massachusetts Immunization Information System

BB/BH/DT/NE/WE = Back Bay/Beacon Hill/Downtown/North End/West End

**Boston Residents with At Least 1 Dose, Fully Vaccinated, and Boosted for COVID-19 by ZIP Code,
Counts and Percentages, Dec. 15, 2020 – Oct. 24, 2022**

Neighborhood	Zip Code	At Least 1 Dose	Fully Vaccinated	Booster
BB/BH/DT/NE/WE	02108	4457	3484	2405
BB/BH/DT/NE/WE	02109	3882	3258	2117
BB/BH/DT/NE/WE	02110	2404	1992	1309
South End	02111	10103	8015	5034
BB/BH/DT/NE/WE	02113	5994	5232	3350
BB/BH/DT/NE/WE	02114	16304	13508	9014
Fenway	02115	24122	18671	11180
BB/BH/DT/NE/WE	02116	21732	17739	11743
South End	02118	29027	24931	16121
Roxbury	02119	26909	23305	12650
Roxbury	02120	16509	12904	6954
Dorchester 21-25	02121	24310	21247	10374
Dorchester 22-24	02122	22979	20273	11270
Dorchester 22-24	02124	45158	40101	22222
Dorchester 21-25	02125	32529	28195	15768
Mattapan	02126	20604	18221	9748
South Boston	02127	32449	29055	17885
East Boston	02128	44820	38002	19766
Charlestown	02129	17588	15715	10567
Jamaica Plain	02130	39483	34492	23700
Roslindale	02131	29800	26754	16975
West Roxbury	02132	26205	23841	16414
Allston/Brighton	02134	23455	19349	10892
Allston/Brighton	02135	45047	38449	24495
Hyde Park	02136	32077	28749	16344
Allston/Brighton	02163	2192	1767	1160
BB/BH/DT/NE/WE	02199	1563	1232	768
BB/BH/DT/NE/WE	02203	5	5	2
South Boston	02210	6136	4835	2918
Fenway	02215	23986	17941	10388