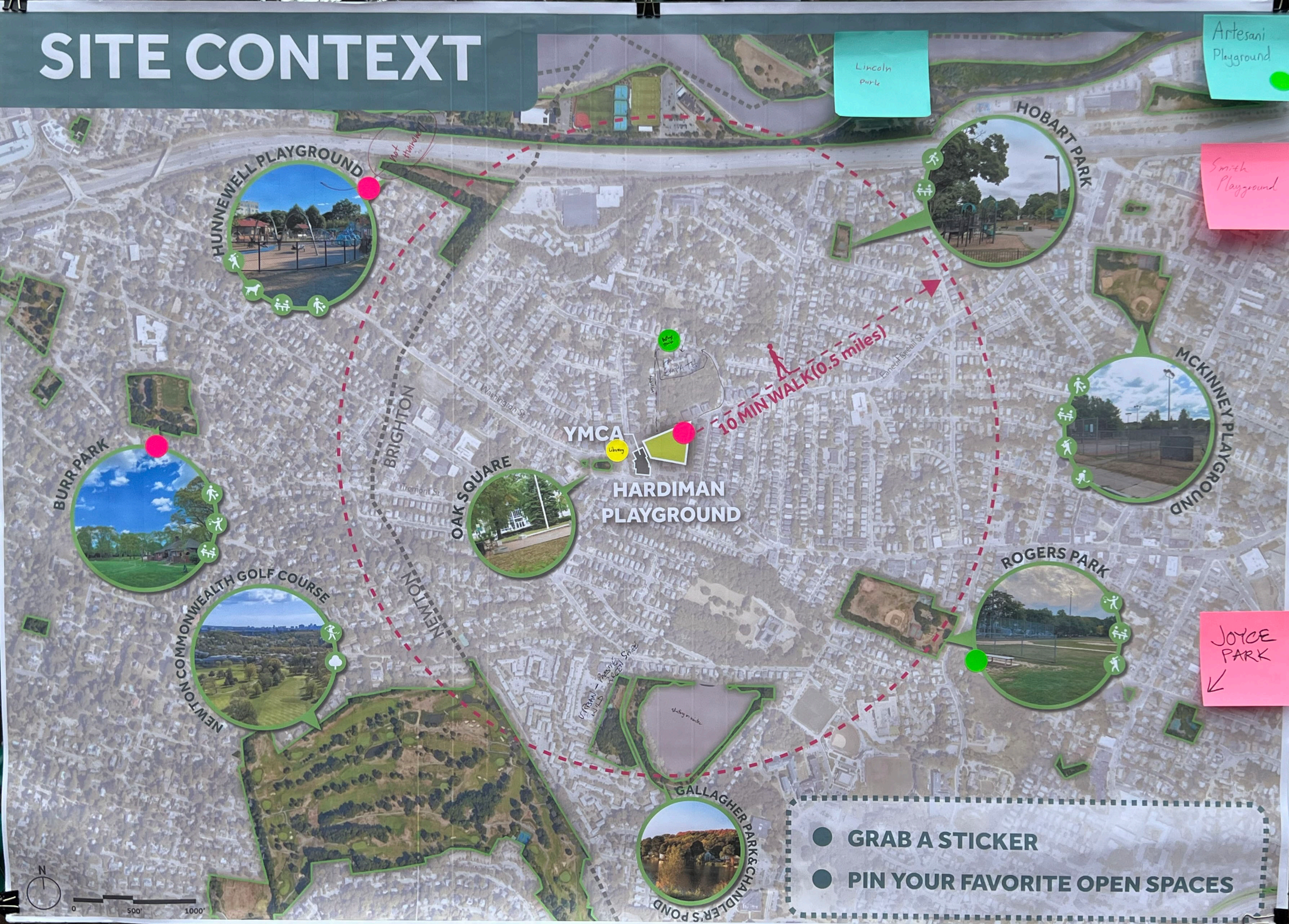


# SITE CONTEXT





Artesani Playground

Smith Playground

Lincoln Park


Joyce Park  
↓



10 MIN WALK (0.5 miles)

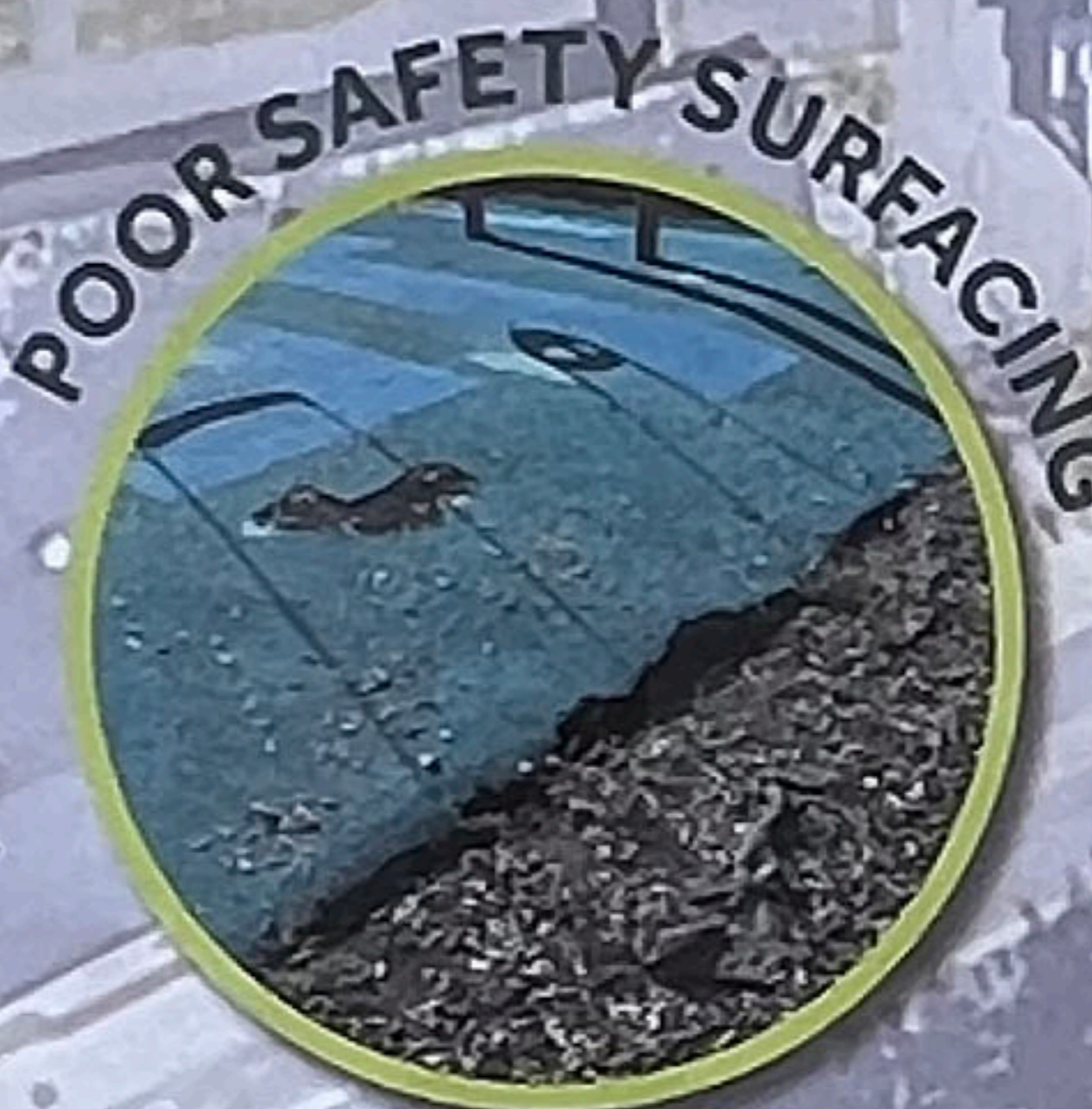

YMCA  
Library

- GRAB A STICKER
- PIN YOUR FAVORITE OPEN SPACES





# EXISTING CONDITIONS



**NOT ACCESSIBLE**

*to cut out to go to Entry & coffee shop*

## WRITE DOWN OTHER ISSUES

*bridge in play area- is steep Oil the swings  
 Child proof gate  
 Prune dead branches now  
 Water splash pad gets clogged all the time. (Maybe it needs a better design?)*

- LEGEND**
- Entrance
  - Fences
  - Circulation
  - Furnishing
  - Site Boundary



WASHINGTON ST

266'

130'

280'

FANEUIL ST  
450'

OLD FENCES

TREE HEALTH ASSESSMENT

DOG SPACE

DOG SPACE

PLAY GROUND

LITTLE LEAGUE

BASKET BALL

MBTA

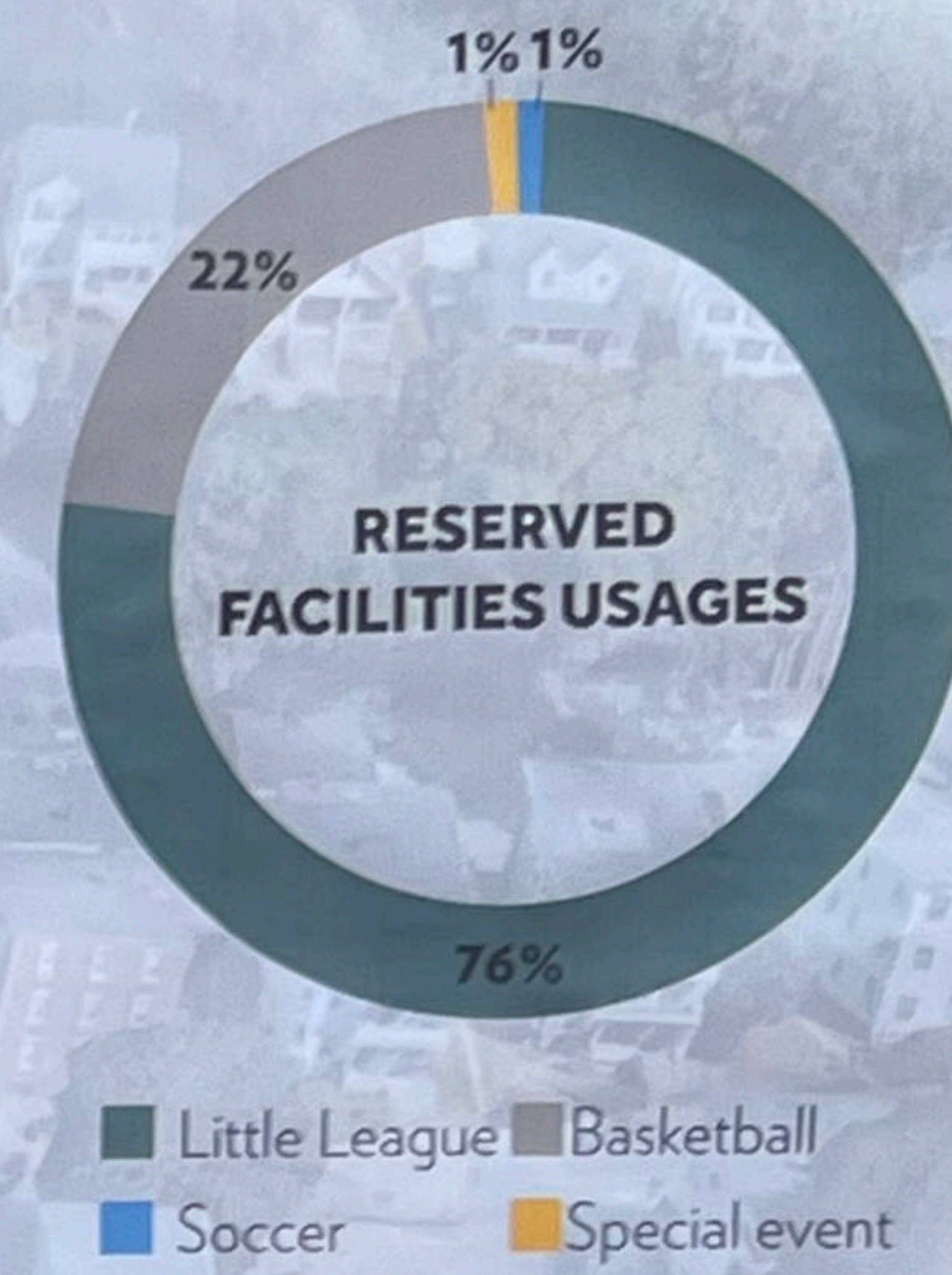
YMCA

STITT ST

YMCA



# EXISTING USES




**WRITE DOWN OTHER ACTIVITIES**

like small & large structures  
Roller skate on basketball courts

Larger gate good for strollers.

Kids tend to be younger  
Eat dinner at park.





# SHARE YOUR IDEAS


WRITE DOWN YOUR THOUGHTS ON THE NOTES AND STICK ON THE BOARD!



Keep field  
NO dogs anymore.

Baseball field needs improvement  
New benches  
New drainage  
Storage?

Bleacher's in dog park can go  
Not used for watch games.



A couple more swings!

Splash Pad

Sand Pit or activities

Rubber surfacing for water play

More swings but also include ADA swings

Jungle gyms for both <5 & >5 year olds

balancing activities  
lily pads, walls, balance beams, climbing structure

Ride-on swing things

Squage - Kevin's Background

SNACK

Better water squirts not surrounded by a concrete wall.

Launch pads (slides) need to end nearer ground. Slides should be high + fun but end on ground.




Hand rails along summer

Keep + improve court  
Really used now.

BENCHES ON BASKETBALL COURTS

Circle Slide



Shade over the swings & court

Toilet


keep trees & add more for shade.

Picnic tables

SHADE TREES ARE GREAT  
PICNIC TABLES

SLOW TRAFFIC  
MAKE PARK SQ  
A 20mph  
ZONE FOR PEDESTRIAN SAFETY

Better Flash lights at crosswalk to park.  
Cars speed thru it.



Formalize dog park but signs of NO entry in other areas

POT IN GRASS + BIGGER SPACE

dog

