



**AMERICAN RESCUE
PLAN ACT:
ANNUAL RECOVERY
PLAN**

*State and Local Fiscal
Recovery Funds
August 31, 2021*

CONTENTS

| | |
|---|-----------|
| 1. General Overview | 3 |
| I. Executive Summary | 3 |
| II. Use of Funds | 4 |
| III. Promoting Equitable Outcomes | 10 |
| IV. Community Engagement | 13 |
| V. Labor Practices | 15 |
| VI. Use of Evidence | 16 |
| VII. Table of Expenses by Expenditure Category | 16 |
| 2. Project Inventory by Expenditure Category | 19 |
| I. Public Health | 19 |
| COVID-19 Vaccinations | 19 |
| COVID-19 Testing | 21 |
| Personal Protective Equipment | 23 |
| Digital Infrastructure for City Services | 25 |
| Boston Public Health Commission Staffing Support | 26 |
| Mental Health Services (Part 1) | 28 |
| Mental Health Services (Part 2) | 30 |
| Substance Use Services (Low Threshold) | 32 |
| Substance Use Services (Target Areas) | 35 |
| Substance Use Services (Workforce Development) | 37 |
| Substance Use Services (Harm Reduction) | 40 |
| Substance Use Services (HIV) | 42 |
| II. Negative Economic Impacts | 44 |
| Food Access Community Grants | 44 |
| Boston Food Sovereignty Program | 48 |
| Boston School Food Distribution Without Cost | 51 |
| Public Housing Food Assistance | 54 |
| Mortgage Relief Program | 57 |
| Basic Needs Assistance for Families Not Eligible for Previous COVID-19 Benefits | 60 |
| Cash Assistance to Individuals Facing Housing Insecurity | 62 |
| Digital Equity in Public Housing | 65 |



| | |
|--|-----|
| Workforce Digital Literacy | 67 |
| Young Adult Job Opportunities (19-24) | 70 |
| Green Jobs Program | 74 |
| Workforce and Career Development for Creative Workers | 78 |
| Direct Support for Creative Workers | 80 |
| Commercial Rental Relief Fund | 83 |
| Small Business Relief Fund 2.0 | 86 |
| High Roads Kitchen Restaurant Relief Fund (Restaurant Revitalization Fund) | 89 |
| All Inclusive Boston Campaign | 92 |
| Reopen Creative Boston Fund | 95 |
| III. Service to Disproportionately Impacted Communities | 97 |
| Boston Public Schools Student Behavioral Health Supports | 97 |
| Boston Public Schools Family Mentoring and Leadership | 100 |
| Childcare Business Development | 103 |
| Workforce Hiring and Retention for Childcare Sector | 106 |
| Acquisition Opportunity Program | 109 |
| Additional Land Acquisition Opportunities | 112 |
| Credit Booster Program | 115 |
| First Generation Marched Saving Homebuyer Program | 117 |
| Housing Search and Stabilization Services for BHA Vouchers | 120 |
| Housing Pilot for Families Impacted by Violence | 122 |
| Green Residential Building Retrofits | 124 |
| Social Determinant of Health Community Grant Program | 126 |
| Traffic Calming and Street Safety Improvements | 129 |
| Community Violence Intervention Program (Part 1) | 131 |
| Community Violence Intervention Program (Part 2) | 135 |
| IV. Premium Pay | 137 |
| V. Infrastructure | 137 |
| VII. Administrative and Other | 137 |
| Creating Language Access for Federal Funding | 137 |
| Evaluation and Data Analysis | 140 |

1. GENERAL OVERVIEW

I. EXECUTIVE SUMMARY

Mayor Kim Janey envisions an equitable and resilient recovery for Boston from the COVID-19 pandemic, and the American Rescue Plan Act (ARPA) is a critical resource to help make that a reality. As of August 31, 2021, the City of Boston has suffered 1,406 deaths from COVID-19 and over 76,036 infected cases. In addition, widespread economic losses have occurred across multiple sectors, with nearly 100,000 jobs lost at the height of the pandemic. Working families with children have been deeply affected by the disruption to in-person public schooling. The impacts of these losses have disproportionately impacted low-income families, communities of color, and communities of primarily foreign born residents.

Overall, the City of Boston can expect to receive **\$558 million** from [ARPA State and Local Fiscal Recovery Funds](#). To date, **\$136.5 million** has been budgeted to help catalyze recovery for all Boston residents.

An initial \$81.5 million in funding has been allocated to meet the urgent needs of Boston residents. Roughly 83% of this allocation has been used to provide immediate relief, split between combating the negative economic impacts of COVID and providing services to disproportionately impacted communities. An additional 17% of the funds has gone directly to public health. Overall, the greatest investment of funds at this time has been used to keep Boston residents in their homes, directing \$22 million to preserve affordable housing. Our second largest investment has been \$16.5 million to provide economic assistance to the City's small businesses. The City has also addressed other social determinants of health, provided COVID-19 vaccination and testing services, and assisted Boston residents facing the combined crisis of substance use disorder and the pandemic, among other uses of funds.

In addition to the health and economic losses experienced by our residents, the City of Boston experienced a significant loss of revenue largely driven by the declines in the tourism and hospitality industries. These declines resulted in the loss of excise tax revenue from hotel room occupancy, meal taxes, and aircraft fuel. Revenue losses were also driven by a reduction in building permits and parking fines. To address some of these losses **\$55 million** was allocated for revenue replacement. The revenue replacement will be transferred to the City's general fund to provide for government services and prevent public-sector lay-off, as well as allow for investments in post-covid recovery efforts such as sector-specific job training efforts, expanding public transit options, and bolstering food and homelessness prevention programs

While directing the use of revenue replacements and the **\$81.5 million** in funding to meet urgent needs, the City concurrently began developing a transformative plan for the use of the remaining dollars over the next four years, recognizing that this funding represents a once-in-a-generation investment capable of transforming our City's future. This process began with a steering committee of City leaders who are working together with Mayor Kim Janey to identify the gaps

and inequities worsened by COVID-19 and identify goals, strategies, and focus areas to combat these inequities. The three key gap areas identified were (1) **public health**, (2) **wealth**, and (3) **wages**. Broad goals and focus areas were then identified for each of these three gap/inequity areas.

For public health, the overall goal is to strengthen the health and well-being of residents. This begins first and foremost with the City's continued efforts to combat the pandemic but also addresses other public health crises that were pre existing in Boston and deeply exacerbated by the pandemic. Thus, our three focus areas are (1) **food insecurity**, (2) **the opioid crisis**, and (3) **violence prevention**.

To address the wealth gap, our goal is to close Boston's wide racial wealth gap, which was exacerbated by the disproportionate unemployment experienced by communities of color at the height of the pandemic. The focus area here is to **expand access to capital** for both homeownership and business ownership.

To address gaps and inequities in wages, our third key gap identified, the City is investing in the workforce of the future by focusing on the expansion of **digital access** and **digital literacy training**, creating more **family living wage** opportunities, and developing **career training** programs specifically geared towards emerging technologies and industries in our City. Job training will include green jobs that will provide good paying jobs for residents and equip the City with the workforce Boston needs to meet our ambitious climate resiliency goals for both adaptation and mitigation.

Across investments that address one of these three gaps, the City will prioritize solutions that either help those industries hardest hit during this pandemic and / or are critical to Boston's long term health and recovery. For example, projects that boost climate resiliency and the arts are key priorities across all goals in order to ensure a resilient recovery.

To ensure that our strategy to address these gaps is best informed by the needs of our residents, the City has designed a comprehensive community engagement plan through our "Let's Go Better" active listening campaign. The City will host at least eight public meetings on focus areas representative of our gaps and goals, including the opioid epidemic, violence and trauma prevention, food insecurity, small business support, home ownership, childcare, career training, and internet access. In addition to the listening sessions the City will utilize digital tools including online surveys and feedback through our 311 service. The listening campaign is supported in part by a group of community leaders who the City has gathered to help inform our decision making. These leaders form "Boston's Equitable Recovery Taskforce", a group of over 30 community leaders representing organizations from sectors including, community health, education, non-profit services and private industry.

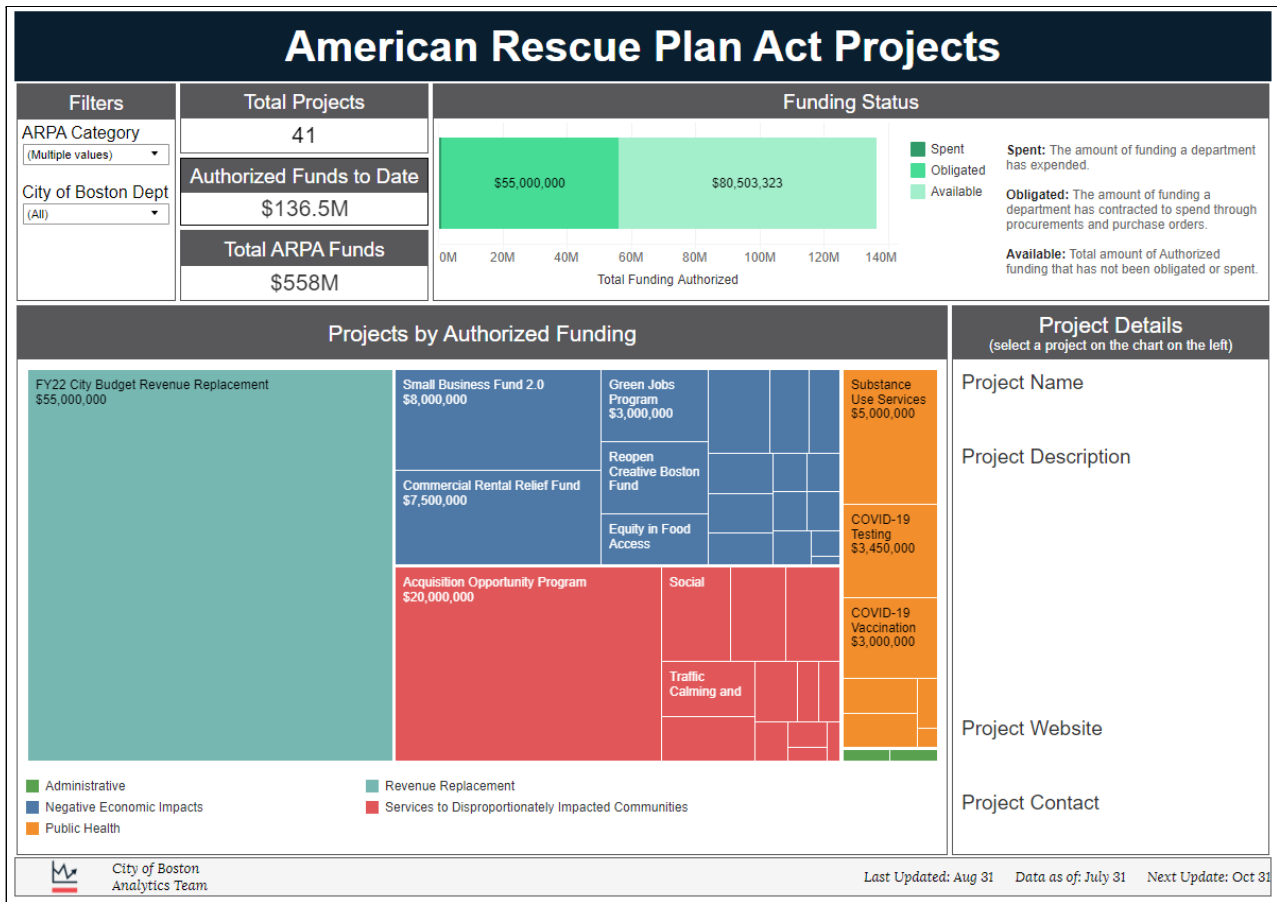
To request additional translation, please contact noreily.cirino@boston.gov and LCA@boston.gov.

II. USE OF FUNDS



The City of Boston is taking a holistic approach and using a variety of funding sources to support a strong and equitable recovery. To date \$136.5M has been allocated across 41 projects. This first portion of allocated funds was used to address the gaps that were identified early on in the pandemic. The funds were rapidly put to use to stem off some of the urgent health and economic impacts over the past year. To see how these funds are being put to work, please visit our [American Rescue Plan Projects public dashboard](#) on [boston.gov/recover](#). A snapshot of the dashboard is below in Figure 1.

Figure 1: American Rescue Plan Act Projects Dashboard



Now, the City is looking to use the remaining funds to address the Health, Wealth, and Job gaps that have widened during the pandemic. To further understand these gaps, the City is undertaking an extensive community engagement process called the “Let’s Go Better: Listening Campaign” to incorporate feedback from individuals and communities within Boston. Ultimately, this feedback will be used to develop several plans that can address these gaps, with a particular emphasis on equitable outcomes. The goal is to use the remaining funds most effectively by identifying intersectional solutions to these problems. Additionally, these investments won’t be considered in isolation, but will be part of broader investments that will be made from a variety of funding sources, including the City’s operating budget, other federal, state and private resources.

Public Health (EC 1):

Public Health has been and will continue to be a primary focus on how to use the American Rescue Plan Act recovery funds. To date, \$14 million has been allocated towards Public Health. Initiatives funded by this allocation include \$6.45 million in COVID testing and vaccinations, \$5M in substance use services, \$1 million in Mental Health Services, \$1 million in Digital Infrastructure, and hundreds of thousands of dollars in PPE and additional Public Health Staffing. These investments were made to address the immediate needs facing Boston during the COVID crisis. More details on the two largest allocations in this category are below:

COVID Testing and Vaccinations

Funding services and programs to contain and mitigate the spread of COVID-19, including additional mobile vaccination efforts, vaccine ambassador program, outreach and communication efforts, and vaccine incentive programs. Additionally, funding will also be used for continued COVID-19 testing.

Substance Use Services

Services to address substance use disorder exacerbated by the pandemic, including Mass & Cass expenses related to direct outreach and expansion of service hours, and specific outreach to vulnerable populations on substance use disorder.

Negative Economic Impacts (EC 2):

COVID-19 had a significant impact on Boston's local economy. To address this, the City of Boston has already allocated \$33.6M in initiatives to support an economic recovery. The initiatives funded are; \$8M for Small Business Fund 2.0, \$7.5M in Commercial Rental Relief, \$1M for the all-inclusive Boston campaign and \$500K for the High Roads Kitchen Restaurant Relief Fund. More details on each initiative are below:

Small Business Fund 2.0

The proposed grant program (SBRF 2.0) would reopen the Small Business Relief Fund and issue grants up to \$15,000 to at least 500 businesses. These grants would be designed to help small businesses in the hardest hit industries cover all business expenses to help their recovery and growth. To date, the Small Business Fund has issued \$6.7 million in grants to 1,850+ businesses.

Commercial Rental Relief Fund

The Commercial Rental Relief Fund was designed to stabilize small businesses and prevent commercial displacement due to the pandemic. An additional \$7.5 million investment from the City would meet existing demand and support an additional 700 businesses and landlords. To date, the Commercial Rental Relief Fund has issued \$3.7 million to 350+ businesses.

All-Inclusive Boston Campaign



This additional investment in Boston's All-Inclusive Campaign will accelerate the recovery of the tourism, travel, and hospitality sectors, with a focus on a more "All-Inclusive Boston," through advertisements, creative development and community outreach.

High Roads Kitchen Restaurant Relief Fund

The COVID-19 High Road Kitchens Restaurant Relief Fund helps restaurant owners to retain or rehire their employees or other foodservice employees who have lost employment or been underemployed due to COVID-19. To date, the Fund has issued \$555,000 to 38 restaurants.

Services to Disproportionately Impacted Communities (EC 3):

An equitable recovery means targeting our services to Boston's disproportionately impacted communities. For our immediate recovery needs, the City has allocated \$33.4 million to our hardest hit communities, with a strong focus on preserving affordable housing, addressing key social determinants of health, and supporting our childcare entrepreneurs, students and neighborhoods with critical safety interventions.

Acquisition Opportunity Program

A \$20 million investment into this program will allow City partners to acquire and preserve occupied buildings as affordable housing in our hardest hit neighborhoods. This will help to increase affordable housing inventory, protect rental housing stock, and prevent displacement across Boston neighborhoods.

Social Determinants of Health

To build on the Health Inequities Task Force's Health Equity Now Plan, the City is dedicating \$2.5 million for a community grant program to tackle the social determinants of health and the systemic health and economic inequities that have been exacerbated by the pandemic. This will be focused on low-income families and communities of color disproportionately impacted by the pandemic.

Childcare Workforce & Entrepreneurship

The City and its partners will expand our Childcare Entrepreneur Fund and other childcare supports through a \$2 million investment for the hardest hit neighborhoods and families across the City. This will help promote healthy childhood environments, including new or expanded child care, by supporting family child care providers in reaching full enrollment through improved marketing and recruiting and in expanding their capacity as the economy reopens.

Student Behavioral Health Supports

Boston Public Schools will expand student and family support with a \$1.6 million investment to ensure a full-time social worker can be hired in every school and another \$400,000 investment to support family mentoring and leadership programs.

Neighborhood Slow Streets Program



The Boston Transportation Department will expand the existing Slow Streets program with a \$2 million investment that focuses on improving street safety at the neighborhood level, with an emphasis on long-lasting improvements for safety and quality life in the most vulnerable neighborhoods.

Premium Pay (EC 4) and Water, Sewer, and Broadband Infrastructure (EC 5):

To date, the City of Boston has not allocated any funds to Premium Pay or Water, Sewer, and Broadband Infrastructure.

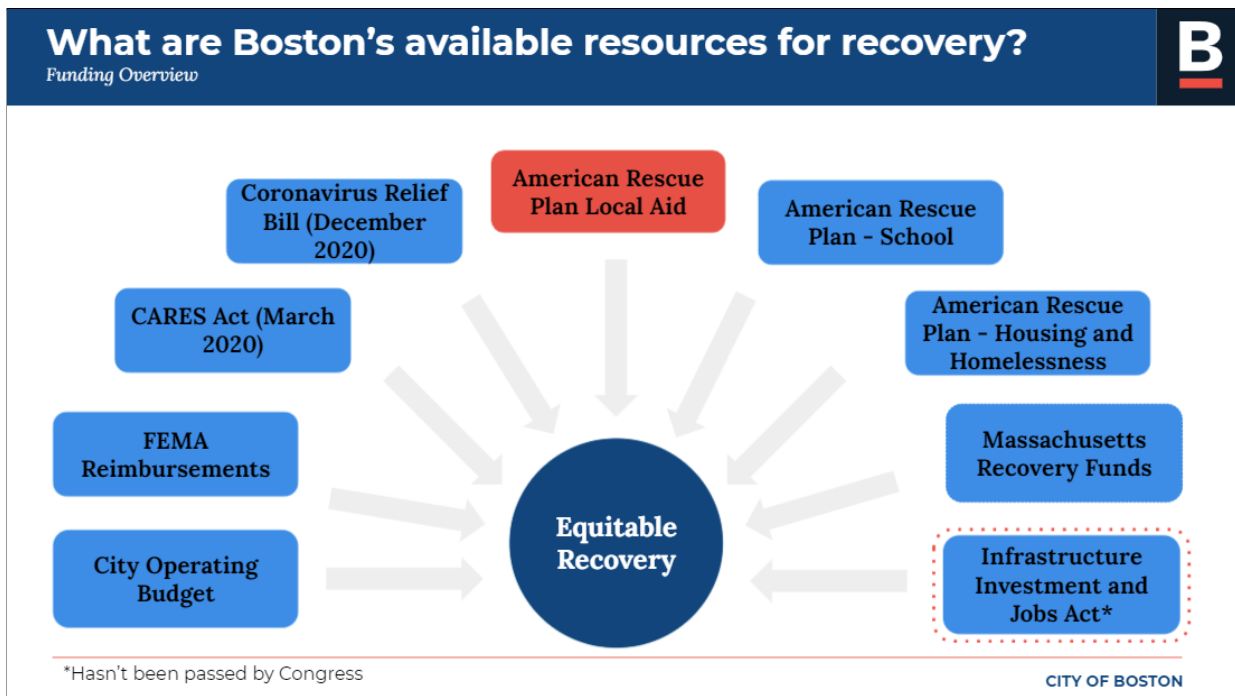
Revenue Replacement (EC 6):

The City of Boston has calculated a significant loss in general fund revenue due to the COVID-19 pandemic, much more than the \$55 million initially allocated for revenue replacement. City general fund revenue closely aligned with the tourism and hospitality industries was dramatically impacted, including excise taxes for hotel room occupancy, meals taxes and aircraft fuel. Additionally, overall COVID-19 operational disruptions and stay at home orders significantly reduced revenue for building permits and parking fines.

The revenue replacement will be transferred to the City’s general fund to provide for government services and prevent public-sector lay-offs but also allows for investments in post-covid recovery efforts such as sector-specific job training efforts, expanding public transit options, bolster food and homelessness prevention programs.

Other Federal Recovery Funds

Figure 2: Available Resources



While the \$558 million investment in Boston expected from the American Rescue Plan Act is a once-in-a-generation opportunity, it is not the only available resource for an equitable recovery. Other recovery funds include the FY22 operating budget, bolstered by \$55 million in revenue replacement through the American Rescue Plan Act. These funds will be transferred to the City's general fund to provide for government services and prevent public-sector lay-offs but also allows for investments in post-covid recovery efforts such as sector-specific job training efforts, expanding public transit options, supporting food and homelessness prevention programs.

Starting in FY20 with the creation of an emergency overflow hospital at the Boston Convention Center (temporarily rebranded as Boston Hope Medical Center), Boston began tracking costs for reimbursement from the Federal Emergency Management Agency (FEMA) provided through the Commonwealth of Massachusetts for costs related to COVID-19 such as emergency feeding, homeless sheltering and personal protective equipment (PPE) for first responders. FEMA costs are currently estimated at \$14 million.

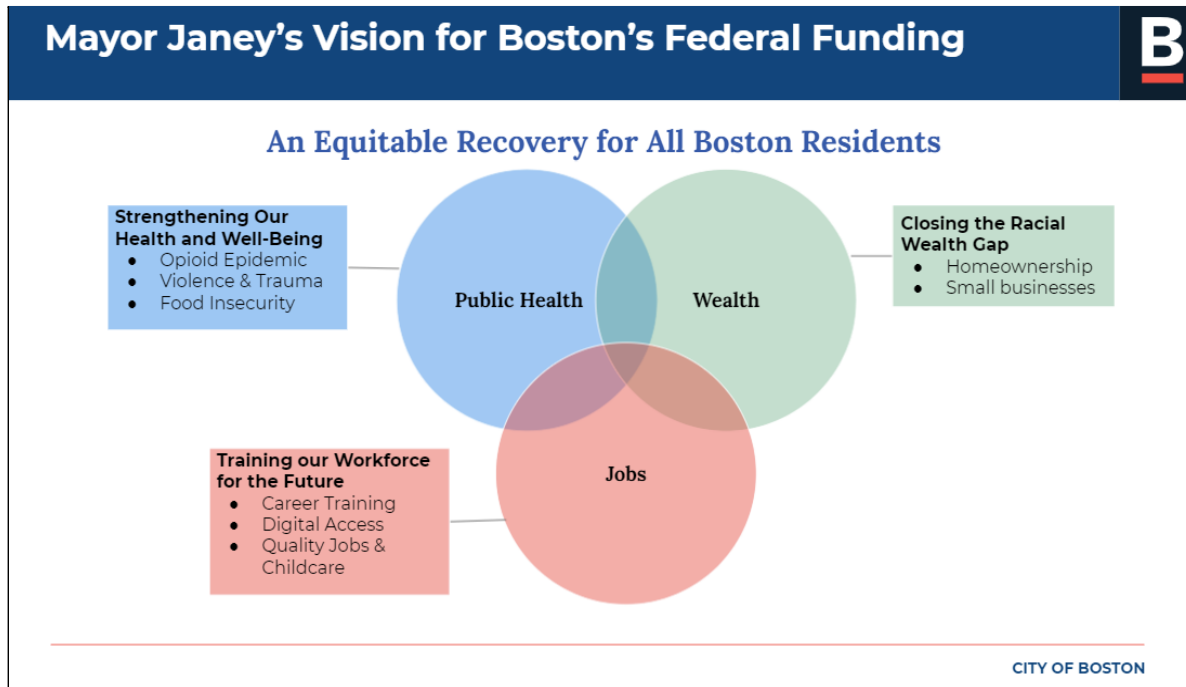
In March 2020 the Coronavirus Aid, Relief, and Economic Security Act (CARES Act) provided \$121 million for the Coronavirus Relief Fund used for public safety payrolls, economic support for new unbudgeted youth jobs, emergency food, unemployment costs, distance learning technology and curriculum, public health measures, COVID-19 testing, contact tracing, vaccination programs, PPE and small business support. CARES also provided \$32 million in K-12 education aid through the Elementary and Secondary School Emergency Relief (ESSER I) program. The Coronavirus Relief Bill in December 2020 provided an additional \$123 million for ESSER II for K-12 education and \$20.7 Million for Emergency Rental Assistance. In addition to ARPA State & Local Fiscal Recovery Funds (SL-FRF), APRA provides an additional \$276 million for ESSER III for K-12 education and an additional \$30 million for Emergency Rental Assistance.

Remaining ARPA Funds

For the ARPA funds that have not yet been programmed, the City is currently conducting a community engagement campaign (detailed in Section IV below) in order to understand how Boston can best close the gaps in our recovery. Mayor Janey has empowered an external taskforce to utilize public feedback and advise the City on the final ARPA recommendations, which she will announce later this fall.

The intended use of the these funds will be to help the City of Boston make significant progress on closing the public health disparities exacerbated by COVID-19, closing the racial wealth gap that impacts how communities can weather a financial crisis, and training our workforce for the future jobs and industries that will help them earn a stable and living wage.

Figure 3: Mayor Janey’s Vision for Federal Funding



For public health, the overall goal is to strengthen the health and well-being of residents. This of course includes continued efforts to combat the pandemic but also addresses other public health crises that were pre existing in Boston and deeply exacerbated by the pandemic. Thus, our three focus areas are (1) food insecurity, (2) the opioid crisis, and (3) violence prevention.

To address the wealth gap, our goal is to close Boston’s wide racial wealth gap, which was exacerbated by the disproportionate unemployment experienced by communities of color and frontline workers at the height of the pandemic. The focus area here is to expand access to capital for both homeownership and business ownership.

To address gaps and inequities in wages, our third key gap identified, the City is investing in the workforce of the future by focusing on the expansion of digital access and digital literacy training, creating more family living wage opportunities, and developing career training programs specifically geared towards emerging technologies and industries in our City. Job training will be specifically focused on the green jobs that will provide good paying jobs for residents and equip the City with the workforce Boston needs to meet our ambitious climate resiliency goals for both adaptation and mitigation.

The City will prioritize solutions that boost climate resiliency and the arts across all goals in order to ensure a resilient recovery. This is to ensure the City targets funding to the people & industries (e.g. Arts & Culture) most impacted by COVID and those issue areas most aligned with future city crises (e.g. climate resiliency & carbon neutrality).

III. PROMOTING EQUITABLE OUTCOMES

From the beginning of the pandemic, the City of Boston has prioritized equity in responding to the immediate impacts of the COVID-19 pandemic as well as the long term effects and recovery. The City has closely analyzed health and economic impacts by age, race, ethnicity, immigration status, gender, neighborhood, and industry. The City has also sought input and listened to impacted communities, area experts and stakeholders through surveys, the Health Inequities Task Force, the Food Access Agenda, and the Boston Resiliency Fund. Based on both the data analysis and community input, the following areas have been identified as focus areas for ARPA funds since they were the most impacted:

- *Health Impacts:* The Latinx/Hispanic population experienced the highest rate of illness while the Black/African American population suffered the highest rate of death;
- *Economic Impacts:* The Retail trade and accommodations/food services industries were heavily impacted by the shutdowns and shifts in economic activity during the pandemic. The Black/African American and Latinx/Hispanic populations suffered the greatest unemployment and East Boston, Mattapan, Roxbury, and Dorchester suffered the greatest neighborhood economic impact; and
- *Other Hardships:* Female headed households increased their financial and childcare burdens while Black/African-American and Latinx/Hispanic households were more likely to lack internet access, have children, and have a single parent -therefore harder hit by remote schooling.

Underlying all of these impacts, the COVID-19 pandemic exposed the vulnerability of lower income residents to both the economic and healthcare shocks so our approach to the funding, as outlined above will prioritize financial stability for all of the groups outlined above. As Boston both designs interventions and measures their impact, the City will continue to disaggregate both inputs and outcomes by age, race, ethnicity, immigration status, gender, neighborhood, and industry.

While many programs funded by ARPA will specifically target disproportionately impacted communities, the City of Boston knows that program design and measurement alone will not be sufficient to reach our hardest hit residents. Many of our residents face differing levels of access to government resources and some face significant barriers in learning about potential relief programs due to:

- Language and Communications challenges, including persons who speak a Language Other Than English (LOTE) and persons with a disability such as persons who identify as blind or have low vision and persons who are deaf or hard of hearing;
- The Digital Divide and lack of access to the internet;
- Being foreign born and lacking a formal immigration status which limits qualification for some programs and fear of unintended repercussions; and
- The multitude of news and trusted information sources for our most impacted communities.

Additionally, due to immigration status, many of our hardest hit residents were not able to qualify for PPP and other government relief programs despite the fact that immigrants make up a large percentage of our essential workers and suffered some of the greatest impacts from the pandemic. The City plans on developing programs that can promote household and neighborhood stability without jeopardizing anyone's safety or immigration process.

Communicating with and hearing from our hardest hit residents has been central to our approach thus far and will continue to be a priority to ensure that Boston residents can easily access resources that they desperately need. Given all of these considerations the City has designed a layered approach to overcoming the barriers outlined above. The City has provided translation and interpretation for programs rolled out to date and the Mayor also offers frequent COVID response and recovery press conferences that offer ASL interpretation. Additionally the City works with trusted community leaders and local media outlets to ensure key information is reaching far and wide. Lastly, for our upcoming community engagement campaign the City has created multilingual paper flyers and have provided an option for call-in numbers to ensure an internet-enabled device is not required for participation. Our community engagement plan for ARPA specifically is outlined more fully in the following section.

During the pandemic, the City of Boston had to mobilize a large number of initiatives to get funding to a number of individuals struggling with issues such as back rent, food and food access. The City also made funding available to small businesses that needed to pay their commercial rent, and needed to obtain personal protective equipment (PPE). Since the distribution of funds was often based on applications, the City wants to ensure that Boston is maximizing our outreach and asking the right questions to facilitate equitable distribution and representation so that the funding goes to the most impacted residents in ways that are equitable and measurable.

Language and Communication Accessibility

Throughout the pandemic, language and communication accessibility was prioritized. With ARPA funding, the City intends on continuing to elevate the needs of our communities whose primary language is other than English and residents that are unable to see or hear. Being able to communicate how the ARPA funds are being spent and how residents can access ARPA funding in real time is a goal that the City seeks to achieve and maintain.

Geographic and Demographic Distribution of Funding

From the Boston Resiliency Fund to the Rental Relief Fund, the City has tracked geographic and demographic distribution of funds and resources throughout the COVID-19 pandemic. Now, as the city and its residents begin to recover, the City is building on the lessons learned from that past experience to improve our outreach to disproportionately impacted communities. Already, \$33.4 million of the allocated funds to date are reserved for disproportionately impacted communities, which the City is considering through the lenses of neighborhood, race/ethnicity, gender, business sector, socioeconomic status, and place of birth. In addition, all City projects with ARPA funding will be required to submit information on how they will promote equitable

outcomes (language access plans, etc.) before implementation and then report publicly on demographic and geographic distribution of funds.

Building on Existing Initiatives

Health Equity Now Plan

The pandemic highlighted already existing inequities and unfair burdens that some residents were already facing prior to COVID-19. In particular, COVID-19 exacerbated health inequities that exist when looking at the social determinants of health. With the convening with community stakeholders the [Health Equity Now Plan](#) was developed and provides a community led roadmap towards addressing the existing health and social inequities. The City seeks to take this plan, align it with existing initiatives that are focused on addressing and increasing equity, and use the plan as a guide to develop new programming to help alleviate and prevent inequities

Digital Equity Fund

Being able to access reliable broadband, especially during the pandemic, is a crucial component of our recovery efforts. During the pandemic it became apparent that there would be heavy reliance on the internet and that broadband access and equipment would be a necessity. The City seeks to increase access for our most vulnerable populations, including senior citizens, as well as school-aged children. The City also recognizes that digital literacy is an important component of digital equity and seeks to ensure that resources are provided towards this.

Food Access Agenda

The COVID-19 pandemic exacerbated existing food security issues, especially among communities of color, highlighting a need to reassess any changes in food security needs in Boston. In fall of 2020, a community-led process resulted in the [Mayor's Food Access Agenda](#), which provides recommendations and implementation strategies for the future. The City will leverage these recommendations to address food insecurity in Boston.

IV. COMMUNITY ENGAGEMENT

From the very beginning of the pandemic, the City has directly engaged with residents and stakeholders, through the Health Inequities Task Force, the Boston Food Access Council, and the Small Business surveys and weekly calls.

In addition, BPDA Research's data analysis confirms what the City heard from residents throughout the pandemic. East Boston, Mattapan, Roxbury, Dorchester and Hyde Park had the highest estimated rates of unemployment of residents and the highest rates of confirmed COVID-19 infections. Boston's Black and Latino residents experienced disproportionate health and economic impacts, and Asian residents suffered due to language barriers, immigration status and hateful discrimination. These findings plus engagements conducted by various departments within the City of Boston allowed the City to move swiftly in identifying gaps in services and develop the first allocations of funds as described in Section II.

For the remaining funds, the City of Boston is actively seeking diverse feedback from constituents and stakeholders through our active listening campaign, “Let’s Go Better”. As part of this engagement process, there will be at least eight public meetings on various focus areas including, opioid epidemic, violence and trauma prevention, food insecurity, small business support, homeownership, childcare, career training, and internet access. In addition to these community meetings, the City of Boston will utilize digital tools including capturing written and oral feedback through 311 and online surveys. The City of Boston will also seek to capture input by meeting people where they are. Conversations at community events including coffee hours, existing community meetings, vaccine drives, and back to school events (just to name a few) will be incorporated into the decision process.

To ensure that there is significant participation in the “Let’s Go Better” campaign, the City will work with local community leaders to publicize events. There will be a particular focus on driving engagement from communities that were disproportionately impacted by COVID-19 as described above. Translation services will be available to residents at community meetings and documents/fliers are available in multiple languages to ensure every voice can be heard. Additionally, for each topic stakeholder groups (experts, activists, communities most impacted by the topic) will be specifically invited to provide input.

The feedback that is gathered from community events, survey responses, conversations, and 311 calls will be shared with Boston’s Equitable Recovery Taskforce, a group of over 30 community leaders representing organizations from sectors including, community health, education, non-profit services and private industry. The task force members include:

- Aisha Francis, CEO, Benjamin Franklin Institute of Technology
- Andrea Swain, Executive Director, Yawkey Club of Roxbury
- Ayele Shakur, CEO, BUILD
- Bob Giannino, CEO, United Way of Massachusetts Bay and Merrimack Valley
- Bob Luz, CEO, Mass Restaurant Association
- Catherine D’Amato, President and CEO of Greater Boston Food Bank
- Corey Thomas, CEO, Rapid7

Figure 4: Let’s Go Better Flyer

BOSTON, LET'S GO BETTER!

Help inform how the City of Boston invests \$400m in one-time federal funds to jumpstart Boston's equitable recovery.

To participate, you can fill out our survey, join us for a community meeting (schedule below), call **311** or visit boston.gov/recover to learn more.

| | |
|--|--|
| Initial Community Meetings 5:30-7:30pm | September 8 Career Training for Quality Jobs (i.e. green jobs, life sciences) |
| August 26 Affordable Homeownership | September 14 (3pm) Supporting Small Businesses |
| August 31 (3pm) Supporting Small Businesses | September 15 Quality Jobs & Childcare |
| September 1 (12pm) Substance Use Disorders | September 16 Affordable Homeownership |
| September 1 Access to Internet & Career Training | October Additional community meetings |

 **SURVEY: [BIT.LY/GOBETTERBOS](https://bit.ly/gobetterbos)**

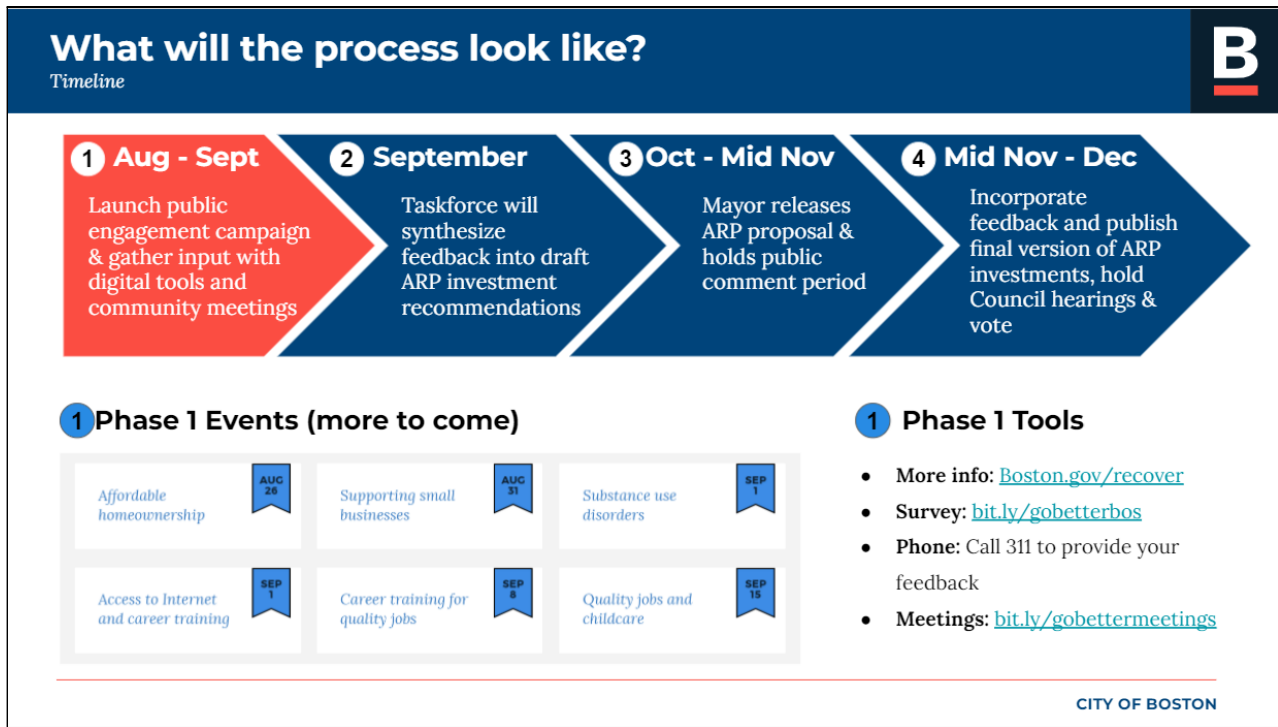
To request translation and/or interpretation services, please contact: noreily.cirino@boston.gov and LCA@boston.gov two weeks in advance.

 Mayor Kim Janey  Neighborhood Services

- Daniel J. Hunt, State Representative, 13th Suffolk District; Chairperson, House Committee on Federal Stimulus and Census Oversight
- Denella Clark, President, Boston Arts Academy Foundation
- Darlene Lombos, Executive Secretary and Treasurer, Greater Boston Labor Council
- Elsie Taveras, Pediatrician and Chief Community Health Equity Officer, Mass General Brigham
- Emilio Dorcely, CEO, Urban Edge
- Emily Ruddock, ED, MASSCreative
- Frederica Williams, CEO, Whittier Street Health Center
- Glynn Lloyd, Executive Director, Foundation for Business Equity
- Gustavo Quiroga, Director of Neighborhood Strategy and Development, Graffito
- Jacquetta Van Zandt, Vice President of Engagement-The Partnership, Inc
- Jaimie McNeil, General Agent, UNITE HERE Local 26
- Jim Rooney, President and CEO, GB Chamber of Commerce
- Joel Sklar, Board Chair, Boston Main Streets; Principal, Samuels and Associates
- Kalila Barnett, Program Officer, Climate Resilience, Barr Foundation
- Karen Chen, Executive Director, Chinese Progressive Association
- Lew Finfer, Co-director, Massachusetts Communities Action Network
- Manny Lopes, President and CEO, East Boston Neighborhood Health Center
- Michael Curry, President and CEO, Mass League of Community Health Centers; Co-Chair, COVID 19 Health Inequities Task Force
- Michael Flaherty, Boston City Councilor, At-Large
- Pam Kocher, President, Boston Municipal Research Bureau
- Quincy Miller, President, Eastern Bank
- Sam Acevedo, Executive Director, Boston Higher Education Resource Center
- Segun Idowu, Executive Director, Black Economic Council of MA (BECMA)
- Stacy Thompson, Executive Director, Liveable Streets
- Suzanne Lee, Former Principal, Josiah Quincy School; President Emeritus, Chinese Progressive Association
- Symone Crawford, Director of Homeownership Education, MAHA
- Tomas Gonzalez, COO, Core Cannabis
- Vanessa Calderon-Rosado, CEO, Inquilinos Boricuas en Accion
- Willie Broderick II, Senior Pastor, Twelfth Baptist Church

The task force will use public feedback to inform recommendations for a plan that will be presented to the Mayor. The Mayor will use the Task Force's input to put forth a comprehensive plan for the remaining funds. That plan will be followed by a comment period with further community meetings. The final plan will be updated to incorporate feedback from the community that is gathered during the comment period. The goal is to have a final plan by the end of this calendar year.

Figure 5: Community Engagement Process



V. LABOR PRACTICES

To date, the City of Boston has not allocated ARPA funds for any infrastructure projects in broadband, water, and/or sewer (EC 5). On future projects, the City is committed to using strong labor standards to promote effective and efficient delivery of high-quality infrastructure projects while also supporting the economic recovery through strong employment opportunities for workers.

VI. USE OF EVIDENCE

Throughout the COVID-19 pandemic the City has actively evaluated and collected evidence on the health and economic impacts and which subsets of our population have been most deeply impacted by both the virus and the circumstances that were created by the public health measures taken to protect our City. This evidence has informed the use of the first allocation of emergency funds, our revenue replacement, and our planning for the remaining use of the funds.

For each expenditure the City has developed specific metrics that will be tracked to evaluate the effectiveness programs in achieving our three primary goals to address gaps in public health, wealth, and wages.

VII. TABLE OF EXPENSES BY EXPENDITURE CATEGORY

As of July 31, 2021

Definitions:

Authorized funds: Total amount of funds that City Council has voted to accept and expend and are available for spending.

Obligated funds: Total amount of authorized funds the City has contracted to spend through procurements and purchase orders but has not paid for to date.

Expenditures: Total amount of authorized funds that the City has spent to date.

| Category | | Authorized Funds (\$) | Obligated Funds (\$) | Expenditures (\$) |
|----------|---|-------------------------|------------------------|---------------------|
| | Total | \$136,500,000.00 | \$55,000,000.00 | \$996,677.20 |
| 1 | Expenditure Category: Public Health | | | |
| 1.1 | COVID-19 Vaccination | \$4,000,000.00 | | |
| 1.2 | COVID-19 Testing | \$3,450,000.00 | | |
| 1.3 | COVID-19 Contact Tracing | | | |
| 1.4 | Prevention in Congregate Settings (Nursing Homes, Prisons/Jails, Dense Work Sites, Schools, etc.) | | | |
| 1.5 | Personal Protective Equipment | \$400,000.00 | | |
| 1.6 | Medical Expenses (including Alternative Care Facilities) | | | |
| 1.7 | Capital Investments or Physical Plant Changes to Public Facilities that respond to the COVID-19 public health emergency | \$1,000,000.00 | | |
| 1.8 | Other COVID-19 Public Health Expenses (including Communications, Enforcement, Isolation/Quarantine) | | | |
| 1.9 | Payroll Costs for Public Health, Safety, and Other Public Sector Staff Responding to COVID-19 | \$150,000.00 | | |
| 1.10 | Mental Health Services | | | |
| 1.11 | Substance Use Services | \$5,000,000.00 | | |
| 1.12 | Other Public Health Services | | | |
| 2 | Expenditure Category: Negative Economic Impacts | | | |
| 2.1 | Household Assistance: Food Programs | \$3,000,000.00 | | |
| 2.2 | Household Assistance: Rent, Mortgage, and Utility Aid | \$1,300,000.00 | | |
| 2.3 | Household Assistance: Cash Transfers | \$1,800,000.00 | | |

| | | | | |
|------|---|-----------------|--|--------------|
| 2.4 | Household Assistance: Internet Access Programs | \$3,000,000.00 | | |
| 2.5 | Household Assistance: Eviction Prevention | | | |
| 2.6 | Unemployment Benefits or Cash Assistance to Unemployed Workers | | | |
| 2.7 | Job Training Assistance (e.g., Sectoral job-training, Subsidized Employment, Employment Supports or Incentives) | \$4,000,000.00 | | |
| 2.8 | Contributions to UI Trust Funds* | | | |
| 2.9 | Small Business Economic Assistance (General) | \$16,500,000.00 | | \$996,677.20 |
| 2.10 | Aid to nonprofit organizations | | | |
| 2.11 | Aid to Tourism, Travel, or Hospitality | \$1,000,000.00 | | |
| 2.12 | Aid to Other Impacted Industries | \$3,000,000.00 | | |
| 2.13 | Other Economic Support | | | |
| 2.14 | Rehiring Public Sector Staff | | | |
| 3 | Expenditure Category: Services to Disproportionately Impacted Communities | | | |
| 3.1 | Education Assistance: Early Learning | \$22,000,000.00 | | |
| 3.2 | Education Assistance: Aid to High-Poverty Districts | | | |
| 3.3 | Education Assistance: Academic Services | | | |
| 3.4 | Education Assistance: Social, Emotional, and Mental Health Services | \$1,600,000.00 | | |
| 3.5 | Education Assistance: Other | \$400,000.00 | | |
| 3.6 | Healthy Childhood Environments: Child Care | \$2,000,000.00 | | |
| 3.7 | Healthy Childhood Environments: Home Visiting | | | |
| 3.8 | Healthy Childhood Environments: Services to Foster Youth or Families Involved in Child Welfare System | | | |
| 3.9. | Healthy Childhood Environments: Other | | | |
| 3.10 | Housing Support: Affordable Housing | | | |
| 3.11 | Housing Support: Services for Unhoused persons | | | |
| 3.12 | Housing Support: Other Housing Assistance | \$1,400,000.00 | | |
| 3.13 | Social Determinants of Health: Other | \$5,000,000.00 | | |

| | | | | |
|------|--|-----------------|-----------------|--|
| 3.14 | Social Determinants of Health: Community Health Workers or Benefits Navigators | | | |
| 3.15 | Social Determinants of Health: Lead Remediation | | | |
| 3.16 | Social Determinants of Health: Community Violence Interventions | \$1,000,000.00 | | |
| 4 | Expenditure Category: Premium Pay | | | |
| 4.1 | Public Sector Employees | | | |
| 4.2 | Private Sector: Grants to other employers | | | |
| 5 | Expenditure Category: Infrastructure | | | |
| 5.1 | Clean Water: Centralized wastewater treatment | | | |
| 5.2 | Clean Water: Centralized wastewater collection and conveyance | | | |
| 5.3 | Clean Water: Decentralized wastewater | | | |
| 5.4 | Clean Water: Combined sewer overflows | | | |
| 5.5 | Clean Water: Other sewer infrastructure | | | |
| 5.6 | Clean Water: Stormwater | | | |
| 5.7 | Clean Water: Energy conservation | | | |
| 5.8 | Clean Water: Water conservation | | | |
| 5.9 | Clean Water: Nonpoint source | | | |
| 5.10 | Drinking water: Treatment | | | |
| 5.11 | Drinking water: Transmission & distribution | | | |
| 5.12 | Drinking water: Transmission & distribution: lead remediation | | | |
| 5.13 | Drinking water: Source | | | |
| 5.14 | Drinking water: Storage | | | |
| 5.15 | Drinking water: Other water infrastructure | | | |
| 5.16 | Broadband: "Last Mile" projects | | | |
| 5.17 | Broadband: Other projects | | | |
| 6 | Expenditure Category: Revenue Replacement | | | |
| 6.1 | Provision of Government Services | \$55,000,000.00 | \$55,000,000.00 | |
| 7 | Administrative and Other | | | |
| 7.1 | Administrative Expenses | \$250,000.00 | | |
| 7.2 | Evaluation and data analysis | \$250,000.00 | | |
| 7.3 | Transfers to Other Units of Government | | | |

| | | | | |
|-----|--|--|--|--|
| 7.4 | Transfers to Nonentitlement Units (States and Territories only) | | | |
|-----|--|--|--|--|

2. PROJECT INVENTORY BY EXPENDITURE CATEGORY

I. PUBLIC HEALTH

COVID-19 VACCINATIONS

Cabinet/Department Owner:

Boston Public Health Commission

Project Expenditure Category:

EC 1.1 COVID-19 Vaccinations

ID Number (Program & Subclass):

9501-9035

Funding Amount Allocated:

\$3,000,000 - \$2,975,000 to BPHC, \$25,000 to HHS

Contact Phone Number for Project:

857-324-0148, 617-635-1455

Contact Email for Project:

jlo@bphc.org, marta.rivera@boston.gov

Link to Website (optional):

<https://bphc.org/whatwedo/infectious-diseases/Infectious-Diseases-A-to-Z/covid-19/covid-19-vaccine/Pages/default.aspx>

Description:

ARPA funds will be utilized to support ongoing COVID-19 vaccination efforts throughout the fiscal year. This includes funding vaccine clinics for operations including staff and clinic infrastructure. Funding will also be used for incentives and/or stipends to encourage residents to be vaccinated. Funds will primarily be distributed to clinical partners who will host vaccination efforts. A small



amount will be used internally by BPHC to host vaccine sites. Intended outcome is to increase overall vaccination rates in the city of Boston.

Promoting Equitable Outcomes:

Throughout the pandemic, we have utilized COVID-19 infection and vaccine data to determine where to focus efforts. At this time, our primary focus is on serving the Mattapan neighborhood and youth across all neighborhoods. Initially, we saw clients identifying as Latinx and/or Black lag in vaccination uptake; we may see a similar lag in these populations as more populations are eligible to become vaccinated (ages 6-11) and when booster shots become available. We will shift efforts as needed to ensure equitable outcomes.

We will fund outreach ambassadors, partnerships with community based organizations and media strategies (SM, billboards, ethnic radio) to reach these populations, strategies that have been successful in the past. This effort will also be complemented and informed by an evaluation process that is being funded separately.

By focusing vaccine efforts on neighborhoods, age groups and populations that have lower vaccine rates than the City average, we hope to close racial/ethnic gaps.

I. PERFORMANCE REPORT

Output measures / goals:

| Number | Metric | Time Frame for Metric |
|---------------|--|------------------------------|
| At least 1 | Vaccine clinic per neighborhood identified as having a vaccine rate below the City average | Quarterly |
| 6 | Contracts or MOUs with CBOs partnering around outreach | Quarterly |

Outcome measures/goals:

| Number | Metric | Time Frame for Metric |
|---------------|---|------------------------------|
| 80% | City of Boston residents fully vaccinated across all neighborhoods and all age groups | Weekly (tracking) |



COVID-19 TESTING

Cabinet/Department Owner:

Boston Public Health Commission

Project Expenditure Category:

EC 1.2 COVID-19 Testing

ID Number (Program & Subclass):

9502-9034

Funding Amount Allocated:

\$3,450,000

Contact Phone Number for Project:

857-324-0148

Contact Email for Project:

jlo@bphc.org

Link to Website (optional):**Description:**

ARPA funds will be utilized to support ongoing COVID-19 testing efforts throughout the fiscal year. This includes funding test sites for operations including supplies, staff, and clinic infrastructure (sites, set-up, tent rentals, etc.). Funds will primarily be distributed to clinical partners who will host testing efforts. A small amount will be used internally by BPHC to host test sites. Intended outcome is to provide equitable access to testing sites for all Boston residents across the City.

Promoting Equitable Outcomes:

- Throughout the pandemic, we have utilized COVID-19 infection data to determine where to focus efforts. COVID-19 infection and death rates have impacted those identifying as black/African American and Latinx. In addition, we have seen higher COVID-19 positivity rates in East Boston, Dorchester (all 4 zip codes), Hyde Park, Mattapan, and Roxbury. We will focus on ensuring access to testing for these populations and in these neighborhoods.
- Outreach efforts will include partnerships with CBOs, FBOs, and CHCs. We will also utilize the Mayor's Health Line to inform residents about services. This effort will also be complemented and informed by an evaluation process that is being funded separately
- By focusing testing efforts on neighborhoods and populations that have had higher



COVID-19 infection rates, we hope to reach universal levels of service across the City based on need.

I. PERFORMANCE REPORT

Output measures / goals:

| Number | Metric | Time Frame for Metric |
|---------------|---|------------------------------|
| 1 | Test site in each zip code | quarterly |
| 5 | Partnerships with CBO, FBO or CHC for testing sites | annually |

Outcome measures/goals:

| Number | Metric | Time Frame for Metric |
|---------------|---------------------------------------|------------------------------|
| 4000 | Tests completed daily across the City | Weekly |
| 4 or less | % Positivity for City of Boston | Weekly |
| 4 or less | Neighborhoods with positivity over 8% | Weekly |

PERSONAL PROTECTIVE EQUIPMENT

Cabinet/Department Owner:

Boston Public Health Commission

Project Expenditure Category:

EC 1.5 Personal Protective Equipment

ID Number (Program & Subclass):

9505-9036

Funding Amount Allocated:

\$400,000



Contact Phone Number for Project:

617-343-1165

Contact Email for Project:

skokaram@bphc.org

Link to Website (optional):

N/A

Description:

As part of performing public safety services during COVID-19, a critical responsibility of BPHC has been to ensure the safety of its employees and the constituents which they served. One critical component has included providing proper personal protective equipment (PPE) and hygiene supplies to both staff as well as the community partners served through the work of BPHC's department bureaus.

The Office of Public Health Preparedness maintains a storeroom of PPE supplies for these needs. The storeroom is maintained by a dedicated staff member of the department who oversees inventory, distribution, and restocking. Items are restocked as needed with typical 2-3 orders per month being placed, with values of each month's orders being roughly \$100,000 depending on the needs. (Needs may increase or decrease due to surge infection periods, vaccination clinics being held, or other community needs that require large purchases of items such as masks, or sanitizers.)

Promoting Equitable Outcomes:

The purchase of PPE is for two primary groups:

1. Internal Staff: Most internal requests for PPE come from the BPHC's Homeless Services, and Recovery Services department staff. A key mission of the BPHC Homeless Services is to improve the quality of life of Boston's homeless citizens by providing emergency shelter, social services, and housing search services. The homeless population is among the most vulnerable to both direct and indirect effects of the COVID-19 pandemic. Individuals experiencing homelessness are uniquely vulnerable to contracting the virus and experiencing its worst effects. The State considers these to be a high-risk population. Due to this high-risk designation, shelter and recovery service providers need to take various precautionary measures to outfit themselves with appropriate PPE thus preventing devastating outbreaks among the homeless population of Massachusetts.
2. External Partners: We have partnered with various external agencies to assist historically underserved and/or marginalized populations including homeless services, recovery services, and various community agencies serving our communities of color, to obtain vital PPE. Each of these communities have been heavily impacted by COVID 19, in addition to the burdens they already bear as marginalized populations. It is within our ability to lessen the negative impact of COVID 19 on these communities by assisting with providing protective materials to limit the spread of COVID 19 within the population.

The BPHC's mission statement's most salient point is to serve and support all residents of Boston, to ensure equitable health for all, particularly these most vulnerable individuals within the Boston population. Due to the demand and high cost of these crucial PPE items our continued ability to assist in providing PPE is crucial to preventing COVID spread in these key populations we wish to serve.

I. PERFORMANCE REPORT

Output measures / goals:

| Number | Metric | Time Frame for Metric |
|---------------|---|------------------------------|
| 8000 | Masks distributed | 6 weeks |
| 2000 | Hand sanitizers distributed | 6 weeks |
| 1500 | Surface Disinfectants & cleaning supplies distributed | 6 weeks |

Outcome measures/goals:

| Number | Metric | Time Frame for Metric |
|---------------|---|------------------------------|
| 1900 | Staff and guests protected | Weekly |
| TBD | External partners provided needed PPE at no cost | Weekly |
| TBD | Vulnerable community members protected from COVID 19 transmission | Weekly |

DIGITAL INFRASTRUCTURE FOR CITY SERVICES

Cabinet/Department Owner:

Department of Innovation and Technology

Project Expenditure Category:



EC 1.7 Capital Investments or Physical Plan Changes to Public Facilities that respond to the COVID-19 public health emergency

ID Number (Program & Subclass):

9507-9011

Funding Amount Allocated:

\$1,000,000

Contact Phone Number for Project:

617-635-2737

Contact Email for Project:

mike.lynch@boston.gov

Link to Website (optional):

<https://www.boston.gov/departments/innovation-and-technology/how-wicked-free-wi-fi-works>

Description:

This project will invest in the expansion of Wicked Free Wifi through an investment in inside wiring, including rooftop propagation at City buildings.

Promoting Equitable Outcomes:

Prior to the expansion, DoIT will be conducting a broadband study to better understand where the need is. From there, we will target the locations with the most need for connectivity.

I. PERFORMANCE REPORT

Output measures / goals:

| Number | Metric | Time Frame for Metric |
|--------------------------------|---|--|
| #1 Broadband Study & Analysis | Geolocating what we have to fill in with WickedFree Wifi. | Starting in September, will last around a month until October. |
| #2 Putting the work out to bid | Contract signing | Minimum three months, expected to be executed February 2022. |
| #3 Begin inside and vertical | Each building will cost an | FY23 |

| | | |
|---|--|-------------|
| riser wiring for wireless access point placement | average of \$18,000, so \$1M will get us ~50 buildings. | |
| #4 Install the access points and test/configure the wireless signal | The completion of access point installations and completion of successful testing. | End of FY23 |

Outcome measures/goals:

| Number | Metric | Time Frame for Metric |
|--------|---|-----------------------|
| TBD | Coverage of WickedFree Wifi in City buildings | October 2021 |

BOSTON PUBLIC HEALTH COMMISSION STAFFING SUPPORT

Cabinet/Department Owner:

Boston Public Health Commission

Project Expenditure Category:

1.9 Payroll Costs for Public Health, Safety, and Other Public Sector Staff Responding to COVID-19

ID Number (Program & Subclass):

9509-9037

Funding Amount Allocated:

\$150,000

Contact Phone Number for Project:

617-534-3160

Contact Email for Project:

tharrington@bphc.org

Link to Website (optional):

Description:



This funding was requested to contain and mitigate the spread of COVID-19 at BPHC sites to protect guests, clients, staff, and visitors. Approximately \$50,000 will be utilized to provide quarterly deep cleaning of the 112 Southampton men’s shelter and the Woods Mullen women’s shelter.

The additional \$100K will be used to extend 3 public health nurses, 1 COVID safety officer, and 1 epidemiologist through December 2021. Services provided include testing and immunization delivery, contact tracing, safety orientations, policy updates, etc. This support is even more crucial as we implement the vaccine/testing policy.

Promoting Equitable Outcomes:

The cleaning services will help protect some of our most vulnerable residents who come to our shelters for services. Regular deep cleanings help keep the environments more hygienic and also provide a more respectful environment for guests and staff.

The contract staff positions provide services to staff and thus protect City of Boston residents and their families and friends. More than ½ of current BPHC permanent staff reside in 3 neighborhoods (Dorchester, Hyde Park, Roslindale) and providing testing and vaccine availability also protects employees’ family members and neighborhoods.

I. PERFORMANCE REPORT

Output measures / goals:

| Number | Metric | Time Frame for Metric |
|--------|------------------------------|-----------------------|
| 4 | Deep cleaning of 112 shelter | Quarterly |
| 4 | Deep cleaning of WMS shelter | Quarterly |
| 1200 | BPHC employees protected | Weekly |
| 600 | Shelter guests protected | Daily |

Outcome measures/goals:

| Number | Metric | Time Frame for Metric |
|--------|--|-----------------------|
| TBD | Guest and employee satisfaction with shelter cleanliness | Quarterly |
| TBD | Increase in # of employees vaccinated | No less than monthly |
| TBD | Increase in # of employees tested | No less than monthly |
| TBD | Reduction in exposure of guests and | No less than monthly |



| | | |
|--|--|--|
| | employee to COVID and other illnesses in shelter sites | |
|--|--|--|

MENTAL HEALTH SERVICES (PART 1)

Cabinet/Department Owner:

Health & Human Services

Project Expenditure Category:

1.10 Mental Health Services

ID Number (Program & Subclass):

9501-9039

Funding Amount Allocated:

\$1,000,000 - \$750,000 to HHS

Contact Phone Number for Project:

617-635-1455

Contact Email for Project:

marta.rivera@boston.gov

Link to Website (optional):

Description:

Health and Human Services is launching a Mental Health Initiative which is a three-pronged approach to strengthen these services as the City recovers from COVID. The three pronged approach includes an anti-stigma campaign to encourage a breakdown of barriers in addressing mental health issues in the community, increasing access to mental health services for our hardest hit communities through a resource guide and web portal and a grant program to support strengthen access to clinicians of color in partnership with community-based organizations working in neighborhoods hardest hit by COVID. This three prong approach will be managed by HHS and will use these funds to strengthen the overall system over the course of the next 12 months. Half of the funds will be spent by HHS and the other half will be used in the grant program to nonprofits. The overall intended outcome of the project is to increase awareness of mental health issues in the City and increased access to mental health services in targeted communities.

Promoting Equitable Outcomes:

With COVID inequitably impacting communities and neighborhoods of color in Boston, HHS is intentionally looking to strengthen access to mental health resources in these communities. Access to clinicians of color in communities of color is very limited and not enough services exist to support that need for mental health recovery support. This project will focus on services and resources that reach these targeted communities and build upon efforts of partnering departments to advance the overall mental health wellness for Bostonians of color. In order to measure this impact, HHS will assess the number of applicants for the grant program from diverse entities and track the number of partners aligned with these efforts in the communities of Roxbury, Dorchester, Mattapan and East Boston specifically but focus on all communities where immigrants and people of color reside.

I. **PERFORMANCE REPORT**

Output measures / goals:

| Number | Metric | Time Frame for Metric |
|---------------------------|---|------------------------------|
| At least 15 organizations | Number of organizations receiving funds to expand mental health services for communities of color | Yearly |
| # of impressions | Impressions hit through public awareness campaign regarding mental health and stigma | Monthly |
| # visits to website | Unique number of visitors to boston.gov website on mental health supports and services | Monthly |

Outcome measures/goals:

| Number | Metric | Time Frame for Metric |
|---------------|---|------------------------------|
| 1000 people | # of people reached by non profit partners with additional mental health supports | Annual |

II. **USE OF EVIDENCE FOR SELECT PROJECTS**

A. **If there is no evaluation being conducted on the project**

Goals of the project:



To increase awareness of mental health issues in the City of the Boston.
To increase access to mental health services in targeted communities.

If there is strong or moderate evidence, cite the evidence for why this intervention is appropriate (if not, please write “No strong or moderate evidence”):

No strong or moderate evidence

Total project spending allocated toward evidence-based interventions:

\$0

MENTAL HEALTH SERVICES (PART 2)

Cabinet/Department Owner:

Boston Public Health Commission

Project Expenditure Category:

1.1 Mental Health Services

ID Number (Program & Subclass):

9501-9039

Funding Amount Allocated:

\$1,000,000 - \$250,000 for BPHC

Contact Phone Number for Project:

617-872-1720

Contact Email for Project:

amchugh@bphc.org

Link to Website (optional):

Description:

Creation and implementation of a LOSS Team (Local Outreach to Suicide Survivor)
- Hire consultant to complete services with BPHC reps and community partners
- Recruit a team of Boston residents who have loss friends, family members, or neighbors to death by suicide.



- Provide training for the BOSS Team
- Provide clinical support for the BOSS Team
- Provide compensation for BOSS Team members
- Build a culture of care for members of the BOSS Team

Promoting Equitable Outcomes:

Access to behavioral health services is difficult at best for the average Boston resident. Culturally and linguistically competent services are even more difficult to access. Building on existing partnerships with community and clinical organizations that address behavioral needs addressing outreach to youth

I. PERFORMANCE REPORT

Output measures / goals:

| Number | Metric | Time Frame for Metric |
|--------|--|-----------------------|
| 1 | Partner organization to direct program including development, implementation, and outreach | Annual |
| 100 | Youth reached regarding suicide education and prevention | Annual |
| 4 | Partners identified to collaborate on creating LOSS team | Annual |

Outcome measures/goals:

| Number | Metric | Time Frame for Metric |
|--------|---|-----------------------|
| 75% | Participants know where to access BH resources, especially related to suicide | Annual |

I. USE OF EVIDENCE FOR SELECT PROJECTS

A. If there is no evaluation being conducted on the project

Goals of the project:

Ultimate goals:



- Promote a healthy grief process and protection from trauma for Boston residents who are impacted by suicide.
- Increase education on resources regarding suicide prevention and behavioral concerns

If there is strong or moderate evidence, cite the evidence for why this intervention is appropriate (if not, please write “No strong or moderate evidence”):

No strong or moderate evidence

Total project spending allocated toward evidence-based interventions:

\$0

SUBSTANCE USE SERVICES (LOW THRESHOLD)

Cabinet/Department Owner:

Health and Human Services / Office of Recovery Services

Project Expenditure Category:

EC 1.11 Substance Use Services

ID Number (Program & Subclass):

9511-9038

Funding Amount Allocated:

\$2,000,000

Contact Phone Number for Project:

617-534-2730

Contact Email for Project:

JTracey@bphc.org

Link to Website (optional):

www.boston.gov/recovery

Description:

Low-Threshold



- Expand services to address housing stability including funding for short-term and transitional housing for individuals awaiting housing placements. Additional staff hours that are dedicated to support pre-overdose response for newly housed individuals.
- Expanding technological supports such as iPads, laptops and hotspots that will allow access for newly housed individuals to attend recovery meetings and telehealth along with navigators and case managers to conduct placements, assessments and complete telehealth appointments while mobile. This will increase access to services, and helps individuals sustain housing.
- Investment in sustainable recovery support services for people in early recovery. Empower the recovery community through methods such as pro-social activities, social gatherings, workshops, peer-to-peer activities, recreation, and celebrating diversity in recovery.
- Day and night respite centers in neighborhoods across the City.

Promoting Equitable Outcomes:

These funds will be used to promote equity through targeting at-risk populations who are in need of housing, without support or access to traditional housing options. We will prioritize unhoused individuals of color, as they are the most impacted by the current substance use and housing crises. We will also create new, low-threshold spaces that will target the most vulnerable and at risk individuals in the City, most often being individuals with co-occurring disorders, who are people of color.

I. **PERFORMANCE REPORT**

Output measures / goals:

| Number | Metric | Time Frame for Metric |
|---------------|---|------------------------------|
| 100 | Increase number of people accessing housing services | Annual |
| 50 | Increase number of placements into transitional housing | Annual |
| 1 | New low-threshold day or night time drop-in space | Annual |
| 20 | New devices to be used for telehealth, treatment and housing services | Annual |

Outcome measures/goals:

| Number | Metric | Time Frame for Metric |
|---------------|---------------------------|------------------------------|
| 5% | Increase number of housed | Annual |



| | | |
|-----|--|---------------|
| | <i>individuals</i> | |
| 25% | <i>Increase number of individuals accessing housing support services</i> | <i>Annual</i> |
| 5% | <i>Increase in individuals accessing low-threshold spaces</i> | <i>Annual</i> |

II. USE OF EVIDENCE FOR SELECT PROJECTS

A. If there is no evaluation being conducted on the project

Goals of the project:

To increase the number of housed individuals, with a focus on individuals of color who are most impacted by the substance use and housing crises.

To increase the number of individuals accessing housing support services and low-threshold spaces.

If there is strong or moderate evidence, cite the evidence for why this intervention is appropriate (if not, please write “No strong or moderate evidence”):

No strong or moderate evidence

Total project spending allocated toward evidence-based interventions:

\$0

SUBSTANCE USE SERVICES (TARGET AREAS)

Cabinet/Department Owner:

Health and Human Services / Office of Recovery Services

Project Expenditure Category:

EC 1.11 Substance Use Services

ID Number (Program & Subclass):

9511-9038

Funding Amount Allocated:

\$750,000



Contact Phone Number for Project:

617-534-2730

Contact Email for Project:

JTracey@bphc.org

Link to Website (optional):

www.boston.gov/recovery

Description:

Coordinated Public Health Responses in Target Areas

- Expand medical and behavioral health supports in the target areas, including: LICSW support for people in crisis, expanding medical and psychiatric supports for unhoused individuals in the area, and expanding medical and psychiatric support for newly housed individuals.
- Increase cleaning efforts, targeting the cleaning of encampments, as well as in the collection of needles. This funding will expand the needle collection efforts, lowering the amount of improperly discarded syringes, therefore lowering the amount of calls placed to 311 and the street team.
- Storage service to address the collection and storage of personal belongings for unsheltered individuals for up to 60 days. The service will be provided by a vendor chosen by the City who will provide a space for storage, a vehicle for transportation of belongings, and logistics for how property will be sorted, collected, stored and returned to individuals.
- Enhance transportation to treatment and services outside of Boston. This funding will allow more individuals to be transported to SUD treatment services, medical services, mental health care and more. Transportation remains a key barrier for people entering into treatment, this expansion will meet that need.
- Enhance engagement between the task force and the community by creating funding opportunities to support targeted efforts.

Promoting Equitable Outcomes:

These funds will be used to promote equity through targeting at-risk populations:

- Expand medical and behavioral health supports in the target areas
- Improve quality of life outcomes in the target areas
- Provide storage opportunities to unhoused individuals
- Increase transportation to treatment and medical care and housing services

I. PERFORMANCE REPORT

Output measures / goals:



| Number | Metric | Time Frame for Metric |
|---------------|--|------------------------------|
| 100 | Increase number of people accessing medical services | Annual |
| 2 | Increase hours of cleaning services by 2 hours | Daily |
| 2 | Increase nursing staff available to assist | Weekly |
| 500 | Transports to care | Annual |
| 50 | Individuals belongings stored | Annual |

Outcome measures/goals:

| Number | Metric | Time Frame for Metric |
|---------------|---|------------------------------|
| 25% | Increase in people accessing services due to transportation | Annual |
| 5% | Decrease in 311 trash pick-up calls | Annual |
| 5% | Decrease in calls to 311 for public defecation | Annual |

II. USE OF EVIDENCE FOR SELECT PROJECTS

A. If there is no evaluation being conducted on the project

Goals of the project:

| |
|---|
| <p>Goal 1- Expand medical and behavioral health supports in the target areas</p> <p>Goal 2- Improve quality of life outcomes in the target areas</p> <p>Goal 3- Provide storage opportunities to unhoused individuals</p> <p>Goal 4- Increase transportation to treatment and medical care and housing services</p> |
|---|

If there is strong or moderate evidence, cite the evidence for why this intervention is appropriate (if not, please write “No strong or moderate evidence”):

| |
|--------------------------------|
| No strong or moderate evidence |
|--------------------------------|



Total project spending allocated toward evidence-based interventions:

\$0

SUBSTANCE USE SERVICES (WORKFORCE DEVELOPMENT)

Cabinet/Department Owner:

Health and Human Services / Office of Recovery Services

Project Expenditure Category:

EC 1.11 Substance Use Services

ID Number (Program & Subclass):

9511-9038

Funding Amount Allocated:

\$1,000,000

Contact Phone Number for Project:

617-534-2730

Contact Email for Project:

JTracey@bphc.org

Link to Website (optional):

www.boston.gov/recovery

Description:

Workforce Development

- Increase syringe collection efforts and cleaning through incentive programs for individuals on the street or in shelter.
- Expand opportunities to engage with community members, businesses, and the City to create a more coordinated approach to dealing with the unique challenges of specific neighborhoods. This peer-led team will develop relationships with individuals spending time on the street during the day- time hours and be a resource to the businesses/residents and create consistent communication to address needs and challenges as they arise.
- Add peer-led street cleaning services in the Mass/Cass area. This additional funding will expand these services by expanding the number of days they can operate and will add additional cleaning shifts to their schedule.

| |
|--|
| |
|--|

Promoting Equitable Outcomes:

These funds will be used to promote equity through targeting at-risk populations:

- Targeting unhoused individuals with mental health and substance use disorders to provide them with low-threshold workforce development opportunities.
- Targeting neighborhoods that have been disproportionately impacted by the War on Drugs
- These individuals are found and employed in their community

I. **PERFORMANCE REPORT**

Output measures / goals:

| Number | Metric | Time Frame for Metric |
|---------------|--|------------------------------|
| 100 | <i>Provide paid workforce opportunities to individuals</i> | <i>Annual</i> |
| 20 | <i>Provide on-the-job training to individuals returning from incarceration and/or experiencing homelessness</i> | <i>Annual</i> |
| 10 | <i>Provide full-time employment to individuals returning from incarceration and/or experiencing homelessness</i> | <i>Annual</i> |
| 100 | <i>Workforce development workshops training on basic job readiness skills</i> | <i>Annual</i> |
| 75 | <i>New treatment, medical or wellness referrals</i> | <i>Annual</i> |

Outcome measures/goals:

| Number | Metric | Time Frame for Metric |
|---------------|---|------------------------------|
| 50% | <i>Sustained supervised employment for 6 months</i> | <i>Annual</i> |
| 50% | <i>Engaged treatment, medical</i> | <i>Annual</i> |



| | | |
|------|---|---------------|
| | <i>or wellness services</i> | |
| 100% | <i>Individuals introduced to community partners and resident groups</i> | <i>Annual</i> |

II. **USE OF EVIDENCE FOR SELECT PROJECTS**

A. **If there is an evaluation being conducted on the project**

Evaluation Design:

Collect data on number of interactions, successful program completion rates, number of individuals with sustained employment, quantity of services received and type, qualitative interviews with participants and community members

Research question(s):

n/a

Y/N can disaggregate outcomes by demographics:

Yes

Estimated date of completion:

July 2022

SUBSTANCE USE SERVICES (HARM REDUCTION)

Cabinet/Department Owner:

Health and Human Services / Office of Recovery Services

Project Expenditure Category:

EC 1.11 Substance Use Services

ID Number (Program & Subclass):

9511-9038

Funding Amount Allocated:

\$1,000,000

Contact Phone Number for Project:

617-534-2730



Contact Email for Project:

JTracey@bphc.org

Link to Website (optional):

www.boston.gov/recovery

Description:

Harm Reduction

- Provide services to address substance use disorder exacerbated by the pandemic, including: Mass & Cass specific expenses related to direct outreach and expansion of services hours, and specific outreach to vulnerable populations on substance use disorder. Specifically to expand syringe service hours into the evening to meet the need for additional skilled providers.
- Adding harm reduction vending machines in high use areas will allow individuals to access safer use supplies (syringes, condoms, Narcan, etc.) at any time of the day or night. Putting these machines in areas that have high overdose rates will expand access to key services outside of operating hours for syringe services.
- Sterile syringes and supplies.

Promoting Equitable Outcomes:

These funds will be used to promote equity through targeting at-risk populations:

- Outreach to reach unhoused individuals with mental health and substance use disorders
- Outreach to communities that are lacking resources or access to care
- Increase syringe services to address lack of resources in communities of color, and overnight

I. PERFORMANCE REPORT

Output measures / goals:

| Number | Metric | Time Frame for Metric |
|---------------|---|------------------------------|
| 100 | Increase number of people accessing syringe services | Annual |
| 50 | Increase number of placements into transitional housing | Annual |



| | | |
|---------|--|---------|
| 100,000 | Increase number of syringes collected | Annual |
| 25 | New interactions from engagement teams | Monthly |

Outcome measures/goals:

| Number | Metric | Time Frame for Metric |
|--------|---|-----------------------|
| 5% | Increase number of doses of Narcan given | Annual |
| 10% | Increase number of people receiving HIV/STI testing | Annual |
| 10% | Reduction in 311 calls for needles | Annual |
| 5% | Increase in people accessing services | Annual |
| 5% | Increase number of needles collected | Annual |

II. USE OF EVIDENCE FOR SELECT PROJECTS

A. If there is an evaluation being conducted on the project

All data being collected through direct service programs are driven by evidence-based solutions and strategies. For example, regular HIV testing has shown to decrease transmission of HIV, and increase HIV medication treatment received.

Evaluation Design:

- *E.g. randomized or quasi-experimental*

Outreach, HIV, SSP and nursing services are tracked through several databases, collecting data on a daily and weekly basis on the number of services being accessed, or services referred to, number of syringes given/collected, number of HIV/STI tests, etc.

Research question(s):

n/a

Y/N can disaggregate outcomes by demographics:

Some

Estimated date of completion:



July 2022

If completed, link to the public evaluation:

n/a

SUBSTANCE USE SERVICES (HIV)

Cabinet/Department Owner:

Boston Public Health Commission

Project Expenditure Category:

EC 1.11 Substance Use Services

ID Number (Program & Subclass):

9511-9038

Funding Amount Allocated:

\$5,000,000 total - \$250,000 to BPHC

Contact Phone Number for Project:

857-383-8913

Contact Email for Project:

ssanchez@bphc.org

Link to Website (optional):

Description:

ARPA funds will be utilized to support a pilot program to provide testing services, harm-reduction services, and connection to care at the 112 Southampton Shelter and the Woods Mullen Shelter after standard business hours. In the past, access to these services overnight has been limited, thus increasing risk of exposure to HIV. The Infectious Disease Bureau will issue an RFP by the end of the first quarter to identify and fund community-based organizations that can provide these services starting in the 2nd quarter of this fiscal year. Intended outcome is to increase HIV testing and rapid connection to care for those who test positive.

Promoting Equitable Outcomes:



BPHC receives funding to support people living with HIV (PLWH) in the Boston EMA, which includes 7 counties in Massachusetts and 3 counties. 38% of the 6.5 million individuals covered in this grant reside in Suffolk County. Although Black residents make up 7% and Hispanics make up 11% of the population, they accounted for 31% and 25%, respectively, of newly diagnosed HIV infection in 2018. The proportion of White PLWH (43%) was much lower than that of White residents in the general population (73%). Although Black and Hispanic PLWH had slightly higher rates of retention in care, they experienced lower rates of achieving viral suppression compared with White PLWH. In addition, the majority of women living with HIV infection are Black, non-Hispanic or Hispanic, and are more likely than men to have a detectable viral load.

BPHC Homeless Services Bureau has already identified a need for increased overnight resources for shelter guests including access to recovery services. Additionally, HIV testing access has reduced dramatically during COVID-19 across all providers. By placing access to these services directly within or in close proximity to these Woods Mullen and 112 Southampton Street shelters, relationships already established between shelter guests and staff can be utilized to increase awareness. In addition, the presence of these services within the facility or very close to shelter premises will provide universal levels of service to these populations.

I. PERFORMANCE REPORT

Output measures / goals:

| Number | Metric | Time Frame for Metric |
|---------------|---|------------------------------|
| 1 | CBO contracted to provide services | December 1, 2021 |
| 10 | HIV tests performed daily on average | Monthly |
| 20 | Harm Reduction Supply packs distributed daily on average | Monthly |
| 5 | Referrals to support services completed per week | Monthly |
| 30 - 40 | Encounters and outreach with People Experiencing Homelessness | Monthly |

Outcome measures/goals:

| Number | Metric | Time Frame for Metric |
|---------------|---|------------------------------|
| 95% | Newly diagnosed HIV positive patients connected to care within 24 | Monthly |

| | | |
|--|-------|--|
| | hours | |
|--|-------|--|

III. USE OF EVIDENCE FOR SELECT PROJECTS

B. If there is no evaluation being conducted on the project

Goals of the project:

To increase HIV testing and rapid connection to care for those who test positive for HIV

If there is strong or moderate evidence, cite the evidence for why this intervention is appropriate (if not, please write “No strong or moderate evidence”):

No strong or moderate evidence

Total project spending allocated toward evidence-based interventions:

\$0

II. NEGATIVE ECONOMIC IMPACTS

FOOD ACCESS COMMUNITY GRANTS

Cabinet/Department Owner:

Office of Food Access

Project Expenditure Category:

2.1 Household Assistance:Food Programs

ID Number (Program & Subclass):

9513-9016

Funding Amount Allocated:

\$2,110,000

Contact Phone Number for Project:

617-635-1456

Contact Email for Project:

catalina.lopez-ospina@boston.gov



Link to Website (optional):

<https://www.boston.gov/departments/food-access>

Description:

Community Grants

The Mayor’s Office of Food Access (OFA) endorses a just, resilient, and robust food community in Boston that supports the wellbeing of all Boston residents. We recognize that root causes of food insecurity are complex and that addressing food access issues requires multi-dimensional solutions.

We believe that communities facing these challenges best know how to address their unique needs. These two community grant opportunities seek to remove barriers and empower community-sourced approaches to increase food access and food security in the City of Boston.

\$1.9 Million of the American Rescue Act Funding will be available through two different grant opportunities for the Boston community:

1. **Food Safety Net Destigmatization and Outreach:** This grant seeks to increase use, awareness and access to the different programs and food resources available for Bostonians and empower community-sourced approaches to destigmatize the food access safety net and facilitate conversations around food assistance.
2. **Equity in Food Access:** This grant will fund community-based solutions to foster a more just food system in Boston.

Application Timeline

- **Application posted/Release Date:**Friday August 13th, 2021
- **Informational Sessions:**Wednesday August 18th, 2021 at 12 PM-1:30PM and Wednesday August 25th, 2021 at 6PM-7:30PM
- **Office Hours:** Wednesday August 25th, 2021; Thursday August 26th, 2021, Tuesday August 31st, 2021, Thursday September 2nd, 2021, Thursday September 9th, 2021.
- **Proposals due: 5:00PM EST** Friday September 10th, 2021
- **Review Period :** Monday September 13th, 2021 - Friday September 24th, 2021
- **Notifications to Award Recipients:** Week of September 27th, 2021

In addition, \$200,000 of the funding allocated for this initiative will be used on a City-wide campaign to destigmatize food assistance. In fall 2021, the Office will be releasing an RFP for a vendor to develop a public campaign.

Finally, \$10,000 will be used to hire a contractor that can oversee the creation and implementation of the campaign and launch a system of multilingual messages (ChatBot) citywide that will connect Boston residents with food resources and programs 24/7. The System is set up to receive and send 3,000 messages in a year.



Promoting Equitable Outcomes:

Grants: Grants have been published in seven different languages. We invite residents and nonprofits to submit proposals for community projects located within Boston. It is open to any person or entity that wishes to respond. The City encourages the participation of small Boston-based and minority and / or women-led entities. News of the opportunity has been published on social media and newsletters from the city and OFA. We are also partnering with different city departments, and they are sharing with their networks.

Informational training and presentation hosted in different languages or with subtitles. The grants are intended to provide services and solutions that increase access to food in neighborhoods that have historically been affected by racist policies, and have been disproportionately affected by COVID 19.

ChatBot: The automated message system is available in seven languages. We are working in partnership with other departments that provide direct services to Boston residents in order to connect this communication system with the individuals they serve.

Public Campaign: Will target communities disproportionately affected for COVID 19 in OFA's target neighborhoods (Mattapan, Dorchester, Roxbury and East Boston). The bell will be designed to represent the cultural and language diversity of Boston.

I. PERFORMANCE REPORT

Output measures/goals:

| Number | Metric | Time Frame for Metric |
|--------|---|-----------------------|
| 10-20 | Number of nonprofits, Community-Based Organizations receiving Community Solutions grants | Annual |
| 9-18 | Number of nonprofits, Community-Based Organizations receiving Food Safety Net Destigmatization grants | Annual |
| 3,000 | Messages sent and received | Annual |

Outcome measures/goals:

| Number | Metric | Time Frame for Metric |
|--------|--|-----------------------|
| 100% | Grants awarded to nonprofits and CBO's serving people in priority neighborhoods and low income residents | Annual |
| 3,000 | Messages sent to Boston | Annual |



| | | |
|------|--|---------------|
| | residents seeking information related to safety net and emergency food programs | |
| 100% | Low income residents connected with emergency and safety net programs through the Food Safety Net De-Stigmatization and Outreach grant | Annual |
| 100% | <i>Low income communities benefit from the Equity in Food Access grant proposals.</i> | <i>Annual</i> |

II. USE OF EVIDENCE FOR SELECT PROJECTS

A. If there is no evaluation being conducted on the project

Goals of the project:

- Goal 1: Increase use, awareness and access to the different food resources available in Boston and in their community.
- Goal 2: Reduce or address the stigma associated with food insecurity and asking for food assistance, and normalize conversations about it.
- Goal 3: Enhance the outreach efforts around the food safety net network in their neighborhoods or communities.
- Goal 4: Support community-driven solutions to create a more just food system that empowers communities to grow, sell, and eat healthy foods.

If there is strong or moderate evidence, cite the evidence for why this intervention is appropriate (if not, please write “No strong or moderate evidence”):

No strong or moderate evidence

Total project spending allocated toward evidence-based interventions:

\$0

III. ADDITIONAL REQUIREMENTS FOR SELECT PROJECTS

Negative Economic Impacts (EC 2):



Number of workers enrolled in sectoral job training programs:

Not Applicable

Number of workers completing sectoral job training programs:

Not Applicable

Number of people participating in summer youth employment programs:

Not Applicable

BOSTON FOOD SOVEREIGNTY PROGRAM

Cabinet/Department Owner:

Office of Food Access

Project Expenditure Category:

2.1 Household Assistance: Food Programs

ID Number (Program & Subclass):

9513-9017

Funding Amount Allocated:

\$300,000

Contact Phone Number for Project:

617 635 1456

Contact Email for Project:

catalina.lopez-ospina@boston.gov

Link to Website (optional):

<https://www.boston.gov/departments/food-access>

Description:

This program will increase growing spaces for low-income families of color. In Boston, there are no more spaces available for community gardens and the waiting list is years for most. During the Food Access Assessment, we heard low-income residents asking for available space to grow their own food, especially ethnic vegetables that are difficult to locate in the Caucasian markets. This initiative



also seeks to create space that helps them cope with the stress, create links between neighbors, and pass farming and cooking knowledge between generations. We will partner with local Boston farmers to build, install and provide supplies to low-income families in Boston including the BHA locations and the Boston Public Schools

Application Timeline

- Application posted/Release Date: August 2nd, 2021
- Office Hours: Tuesday, August 3, 10 and 13, 2021
- Proposals due: 5:00PM EST Friday August 16th, 2021
- Notifications to Award Recipients: August 23, 2021

Promoting Equitable Outcomes:

To reach minority and immigrant communities, we have released the grant in seven different languages through the city of Boston and OFA’s social media and other communication channels. For outreach we are working with organizations that are providing direct services to the immigrant population and low income communities. OFA used targeted advertising on social media in priority neighborhoods with the highest rate of food insecurity.

Raised beds will be awarded to households that self-identify as low-income residents prioritizing applications from Black, Indigenous, and People of Color (BIPOC).

I. PERFORMANCE REPORT

Output measures / goals:

| Number | Metric | Time Frame for Metric |
|---------------|--|--------------------------------------|
| 500 | Raised beds distributed to low income households | <i>Fall 2021 through Summer 2022</i> |
| 500 | Households receiving the raised beds and TA from Boston local farmers or gardeners | <i>Fall 2021 through Summer 2022</i> |
| 10 | Farmers, gardeners or CBOs building raised beds and providing TA | <i>Fall 2021 through Summer 2022</i> |
| 20 | Gardening workshops | <i>Fall 2021 through Summer 2022</i> |



Outcome measures/goals:

| Number | Metric | Time Frame for Metric |
|---------------|--|-------------------------------|
| 100% | Raised beds installed at low income households | Fall 2021 through Summer 2022 |
| 80% | Households trained grow food in a raised bed | Fall 2021 through Summer 2022 |

II. USE OF EVIDENCE FOR SELECT PROJECTS

A. If there is no evaluation being conducted on the project

Goals of the project:

Goal 1. The goal of this program is to increase growth spaces for low-income families of color.

Goal 2. Support low-income households disproportionately affected by COVID 19 through a subsidized Community Supported Agriculture (CSA) program.

If there is strong or moderate evidence, cite the evidence for why this intervention is appropriate (if not, please write “No strong or moderate evidence”):

No strong or moderate evidence

Total project spending allocated toward evidence-based interventions:

\$0

III. ADDITIONAL REQUIREMENTS FOR SELECT PROJECTS

Negative Economic Impacts (EC 2):

Number of workers enrolled in sectoral job training programs:

Not Applicable

Number of workers completing sectoral job training programs:

Not Applicable

Number of people participating in summer youth employment programs:

Not Applicable



BOSTON SCHOOL FOOD DISTRIBUTION WITHOUT COST

Project Name:

Boston School Food Distribution without Cost

Cabinet/Department Owner:

Health and Human Services Cabinet/ Office of Food Access

Project Expenditure Category:

2.1 Household Assistance:Food Programs

ID Number (Program & Subclass):

9513-9018

Funding Amount Allocated:

\$90,000

Contact Phone Number for Project:

617 635 1456

Contact Email for Project:

catalina.lopez-ospina@boston.gov

Link to Website (optional):

<https://www.boston.gov/departments/food-access>

Description:

This project will support BPS families and community members by offering Culturally Relevant Food Distribution at No Cost. This project seeks to complement schools meals and increase food access to BPS families, keeping dignity, the freedom of choice, and cultural relevance front and center of solutions:

- **Objective 1:** Increase access to healthy and culturally relevant foods that is provided at no cost for BPS students and families at 14 BPS Community Hub Schools. Lack of access due to affordability, physical accessibility, and cultural connectedness all contribute to high rates of food insecurity in Boston. With schools returning to in person, alongside the attitude towards school food, and the status of food insecurity described above, OFA seeks to offer students and families additional resources and access to food outside of lunches and breakfast offered at the school.



- **Objective 2:** Increase awareness and education of safety net and emergency programs to students and families: Supplemental Nutrition Assistance Program (SNAP), Women, Infants, and Children Nutrition Program (WIC), Universal Free School Meal among other programs available to families to increase access to food.
- **Objective 3:** Increase power and dignity for people to choose the food they want or need: Many food distribution methods during the pandemic gave families a fixed amount and type of food. These methods were necessary during the pandemic in order to efficiently distribute food and ensure people who could not afford food, had to isolate/quarantine, were immunocompromised could still have food. However, these methods did not allow for choice and power from the individuals.

The City will seek a vendor to execute this program through a request for proposal (RFP).

Application Timeline

- RFP posted/Release; Fall 2021
- Notifications to Award Recipients: Fall 2021

Promoting Equitable Outcomes:

Food distribution will take place in the 14 BPS community schools. These schools are located in neighborhoods with low-income residents, majority black, people of color, and immigrant communities.

We will use BPS communication channels to inform BPS families. We will utilize the city's social media and target outreach in the neighborhoods where schools are located.

We will partner with community members to lead the food distribution effort and guide OFA on best practices for reaching their community.

I. **PERFORMANCE REPORT**

Output measures / goals:

| Number | Metric | Time Frame for Metric |
|---------------|---|--|
| 14 | Schools providing culturally appropriate food without cost | Fall 2021 through Summer 2022 |
| 1,500 | Households receiving culturally appropriate food at the BPS Community Hub locations | Weekly bases through the 2021-2022 School year |

Outcome measures/goals:

| Number | Metric | Time Frame for Metric |
|--------|---|---------------------------------|
| 75% | Families who received culturally appropriate food who are part of the BPS community | One year Winter 2021- Fall 2022 |

II. **USE OF EVIDENCE FOR SELECT PROJECTS**

A. **If there is no evaluation being conducted on the project**

Goals of the project:

- **Goal 1:** Increase access to healthy and culturally relevant foods that is provided at no cost for BPS students and families at 14 BPS Community Hub Schools. Lack of access due to affordability, physical accessibility, and cultural connectedness all contribute to high rates of food insecurity in Boston. With schools returning to in person, alongside the attitude towards school food, and the status of food insecurity described above, OFA seeks to offer students and families additional resources and access to food outside of lunches and breakfast offered at the school.
- **Goal 2:** Increase awareness and education of safety net and emergency programs to students and families: Supplemental Nutrition Assistance Program (SNAP), Women, Infants, and Children Nutrition Program (WIC), Universal Free School Meal among other programs available to families to increase access to food.
- **Goal 3:** Increase power and dignity for people to choose the food they want or need: Many food distribution methods during the pandemic gave families a fixed amount and type of food. These methods were necessary during the pandemic in order to efficiently distribute food and ensure people who could not afford food, had to isolate/quarantine, were immunocompromised could still have food. However, these methods did not allow for choice and power from the individuals.

If there is strong or moderate evidence, cite the evidence for why this intervention is appropriate (if not, please write “No strong or moderate evidence”):

No strong or moderate evidence

Total project spending allocated toward evidence-based interventions:

\$0

III. **ADDITIONAL REQUIREMENTS FOR SELECT PROJECTS**

Negative Economic Impacts (EC 2):

Number of workers enrolled in sectoral job training programs:

Not Applicable



Number of workers completing sectoral job training programs:

Not Applicable

Number of people participating in summer youth employment programs:

Not Applicable

PUBLIC HOUSING FOOD ASSISTANCE

Cabinet/Department Owner:

Boston Housing Authority

Project Expenditure Category:

2.1 Household Assistance:Food Programs

ID Number (Program & Subclass):

9513-9020

Funding Amount Allocated:

\$500,000

Contact Phone Number for Project:

(978) 697-0361

Contact Email for Project:

joel.wool@bostonhousing.org

Link to Website (optional):

Description:

The BHA, a subgrantee of the City of Boston, will address food security at targeted public housing communities through outreach from its management staff, through its resident-facing programs, and through resident task force leaders. Means of distribution may include a combination of: delivery of groceries; delivery of prepared meals; coordination with or subsidy or expansion of mobile service providers who bring fresh produce to underserved neighborhoods; distribution of gift cards; and distribution of coupons to facilitate discounted purchasing of healthy food. The BHA is currently in the process of auditing food resources across and adjacent to its housing portfolio and will make programmatic decisions based on how funds can effectively be leveraged to fill gaps in access.



The BHA will execute a Memorandum of Understanding with the City of Boston in Fall 2021 and subsequently expend resources during Fall 2021 and Winter 2022. The BHA will align expenditures with existing efforts, expanding or replicating existing proven programs or delivery mechanisms where feasible and allowable under local, state and federal procurement law. Due to the phased nature of emergency food programs serving public housing tenants, which have been supported by HUD, FEMA, USDA, the City of Boston, private donations, and other sources, the BHA will update its timeline and spending plans to ensure resources complement and do not duplicate other programs and funding streams.

Promoting Equitable Outcomes:

The BHA is a Public Housing Authority and its tenants are predominantly extremely low-income residents. The majority of BHA renters hail from underserved and/or historically marginalized communities. BHA's communities are diverse in ethnicity, origin and language. A significant portion of BHA's portfolio specifically houses elderly and disabled residents, many of whom may be physically challenged in accessing adequate healthy food options away from their home.

BHA housing communities have been adversely impacted by COVID-19 due to illness, unemployment, social isolation, reductions in public transportation and other factors. Statistically, they suffer negative health outcomes at higher rates than the general population. Expanding food access at BHA sites and through BHA programs helps mitigate the harm of racial and environmental health disparities. In some cases, BHA supported activities also bolster social and mental health by creating safe, socially distanced opportunities for residents to convene.

I. PERFORMANCE REPORT

Output measures / goals:

| Number | Metric | Time Frame for Metric |
|---------------|---|------------------------------|
| 6 | Maintain or expand food distribution services at 6 or more public housing communities | Fall 2021 / Winter 2022 |
| 500 | Improve food security for at least 500 residents during grant period | Fall 2021 / Winter 2022 |

Outcome measures/goals:

| Number | Metric | Time Frame for Metric |
|---------------|--|------------------------------|
| 75%+ | BHA public housing communities served by meal or grocery program, below-market or subsidized | Fall 2021 / Winter 2022 |

| | | |
|--|--|--|
| | produce, congregate meal program, or other intervention during grant period. | |
|--|--|--|

II. USE OF EVIDENCE FOR SELECT PROJECTS

A. If there is no evaluation being conducted on the project

Goals of the project:

To reduce food insecurity in BHA public housing communities

If there is strong or moderate evidence, cite the evidence for why this intervention is appropriate (if not, please write “No strong or moderate evidence”):

No strong or moderate evidence

Total project spending allocated toward evidence-based interventions:

\$0

III. ADDITIONAL REQUIREMENTS FOR SELECT PROJECTS

Negative Economic Impacts (EC 2):

Number of workers enrolled in sectoral job training programs:

Not Applicable

Number of workers completing sectoral job training programs:

Not Applicable

Number of people participating in summer youth employment programs:

Not Applicable

MORTGAGE RELIEF PROGRAM

Cabinet/Department Owner:

Department of Neighborhood Development

Project Expenditure Category:

2.2 Household Assistance:Rent, Mortgage, and Utility Aid



ID Number (Program & Subclass):

9514-9025

Funding Amount Allocated:

\$1,300,000

Contact Phone Number for Project:

617-635-0458

Contact Email for Project:

maureen.flynn@boston.gov

Link to Website (optional):

Description:

This program will help Boston homeowners at risk for foreclosure remain in their homes, providing stability for those homeowners and neighborhoods which have historically experienced high foreclosure rates, all of them majority minority neighborhoods. We expect to begin the program in early September. Funding will likely be added to existing contracts with foreclosure counseling providers and may be supplemented with State funding. Approximately 50 homeowners will be assisted with ARPA funds. An additional 150 homeowners will be assisted with other City (Neighborhood Development) sources.

Promoting Equitable Outcomes:

The target population for BHC's Foreclosure Prevention and Intervention services are all Boston owner-occupants who are experiencing difficulty with their mortgage payments and/or other housing expenses or who anticipate difficulties with these payments due to life events. We also target some of our marketing efforts to city neighborhoods with lower income areas that have experienced higher petition numbers and rates of foreclosures, in particular Dorchester, Mattapan, Hyde Park, Roslindale, Roxbury and Jamaica Plain. The highest levels of foreclosures continue to occur in these low/moderate income census tracts where household income is less than 80% of the median income. Eighty nine percent (89%) of our closed cases are generally in these neighborhoods of Boston which historically experienced high foreclosure rates and 83% of these clients had incomes less than 80% of the median income. Eighty four percent of the clients assisted were homeowners of color and the mortgage relief program will prevent foreclosures in these neighborhoods.

The contracted non-profit agencies who provide our foreclosure prevention services are in these Boston neighborhoods and offer multilingual services. The program will be marketed to Boston Homeowners who are experiencing delinquencies and who are working with counseling agencies. In addition, we will market these foreclosure prevention and intervention services as follows: 1) postcards to homeowners in high-foreclosure neighborhoods; 2) in partnership with Assessing,



insert information in tax bills; 3) promote information through social media, web pages, universal hub & newspaper ads.

I. PERFORMANCE REPORT

Output measures / goals:

| Number | Metric | Time Frame for Metric |
|--------|--|-----------------------|
| 50 | Homeowners assisted with mortgage relief funds | Annual |

Outcome measures/goals:

| Number | Metric | Time Frame for Metric |
|--------|--|-----------------------|
| 100% | Foreclosures prevented by homeowners receiving mortgage relief assistance. | Annual |

II. USE OF EVIDENCE FOR SELECT PROJECTS

A. If there is no evaluation being conducted on the project

Goals of the project:

Prevent foreclosures among low/mod Boston homeowners who have been impacted by the COVID crisis. We believe that more than 75% of these homeowners will be low/mod households of color.

If there is strong or moderate evidence, cite the evidence for why this intervention is appropriate (if not, please write “No strong or moderate evidence”):

We estimate that over 6,000 Boston households (seven percent of all homeowners) are “not caught up on mortgage payments.” Of these households, 41 percent are Black, 29 percent are White, 17 percent are Hispanic or Latino, and ten percent are Asian. According to a study by the Urban Institute, and cited by the Biden/Harris Administration, post-pandemic, households of color are more likely to be behind on mortgages because they were more negatively economically impacted by the pandemic. In addition, according to national data, there is a FHA crisis brewing in that the rate of delinquencies among FHA borrowers remains high as compared to market borrowers. Given that households of color are overrepresented in FHA loans, this means that the FHA crisis may affect a disproportionate amount of homeowners of color.

A repeat of the 2007-2008 foreclosure crisis, which had a disproportionate impact on households of color and low and moderate income households, would be devastating for homeowners and the communities in which they live and it would create chaos for lenders and servicers.

Total project spending allocated toward evidence-based interventions:

\$1,300,000

I. ADDITIONAL REQUIREMENTS FOR SELECT PROJECTS

Negative Economic Impacts (EC 2):

Number of workers enrolled in sectoral job training programs:

Not Applicable

Number of workers completing sectoral job training programs:

Not Applicable

Number of people participating in summer youth employment programs:

Not Applicable

Household Assistance & Support (EC 2.2, 2.5, 3.10 - 3.12):

Number of people or households receiving eviction prevention service:

Not Applicable

Number of affordable housing units preserved or developed:

Not Applicable

BASIC NEEDS ASSISTANCE FOR FAMILIES NOT ELIGIBLE FOR PREVIOUS COVID-19 BENEFITS

Cabinet/Department Owner:

Equity and Inclusion/Mayor's Office for Immigrant Advancement

Project Expenditure Category:

2.3 Household Assistance: Cash Transfers

ID Number (Program & Subclass):

9515-9014

Funding Amount Allocated:

\$1,000,000



Contact Phone Number for Project:

617-635-1963

Contact Email for Project:

renato.castelo@boston.gov

Link to Website (optional):

N/A

Description:

Mayor Kim Janey, the City of Boston Equity and Inclusion Cabinet, and the Mayor’s Office for Immigrant Advancement are awarding \$1 million dollars of ARPA funds to the Massachusetts Immigrant Collaborative (MIC) to support Boston residents who were not eligible for federal COVID-19 relief benefits. MIC will distribute the funds as cash assistance to families in need, regardless of immigration status. Eligible Boston households can apply for up to \$1,000 in cash aid until funding is exhausted (the program will run from September 2021 to February 2022). Approximately 1,200 households in need will benefit from this pandemic relief grant to help pay for rent, utilities, food, school supplies or other basic needs.

Promoting Equitable Outcomes:

This program is intended to serve immigrant families facing economic struggles that have not been able to access certain social safety-net programs for financial relief.

The non-profit group selected to administer this \$1 million cash assistance program, MIC, has 11 partner organizations located in Boston serving multiple neighborhoods. Their past emergency relief efforts have benefitted immigrant communities in Dorchester, Hyde Park, East Boston, Mattapan, Roslindale, Brighton, West Roxbury, Charlestown, South Boston, Jamaica Plain, and Allston, among others. All organizations in the collaborative are currently working with immigrant communities and serve populations with different age groups, nationalities and ethnicities, and immigration status. They have expertise in supporting immigrant youth, immigrant workers, Temporary Protected Status recipients, the undocumented, as well as Haitian, Muslim, Cape Verdean, Latinx, Brazilian, Afro-Caribbean, and Asian immigrants.

All organizations have intake processes both for providing services and cash or food assistance, which help communicate with the communities directly. Partners are also trained and well-equipped to serve undocumented immigrants who are not eligible to receive emergency relief from other funding sources or programs.

I. PERFORMANCE REPORT

Output measures / goals:



| Number | Metric | Time Frame for Metric |
|--|---|--------------------------------|
| \$1 million granted to program administrator to disburse cash to immigrant households that have not had access to other state or federal safety-net programs | Approximately 1,200 immigrant households receive financial relief for basic needs | September 2021 - February 2022 |

Outcome measures/goals:

| Number | Metric | Time Frame for Metric |
|---|--|---------------------------------|
| Approximately 1,200 households receive up to \$1,000 each for assistance with basic needs | Households are able to use the funds to pay for critical expenses such as rent, utilities, food, school supplies, etc. | 6 months (Sept 2021 - Feb 2022) |

II. USE OF EVIDENCE FOR SELECT PROJECTS

If there is no evaluation being conducted on the project

Goals of the project:

By providing up to \$1,000 in direct cash assistance, this program aims to support approximately 1,200 Boston households who were not eligible for direct federal COVID-19 relief benefits.

If there is strong or moderate evidence, cite the evidence for why this intervention is appropriate (if not, please write “No strong or moderate evidence”):

- “The COVID-19 relief package excludes most immigrants in the country without legal permission, as did the two previous packages that passed under the Trump administration.”
 - <https://apnews.com/article/fact-checking-afs:Content:9982725884>
- “U.S. citizens in mixed families were denied stimulus payments, provided by the CARES Act, solely because an ITIN filer was listed on their tax returns. The CARES Act withholds economic relief from all families who identify a spouse or claim any dependent using an ITIN number, including children and other dependents, such as a parent.”
- Approximately 16.2 million people in the United States live in a mixed status family. These families house an estimated 6.1 million U.S. citizen children.
 - <https://immigrationforum.org/article/mixed-status-families-and-covid-19-economic-relief/>

Total project spending allocated toward evidence-based interventions:

90%

III. ADDITIONAL REQUIREMENTS FOR SELECT PROJECTS

Negative Economic Impacts (EC 2):

Number of workers enrolled in sectoral job training programs:

Not Applicable

Number of workers completing sectoral job training programs:

Not Applicable

Number of people participating in summer youth employment programs:

Not Applicable

CASH ASSISTANCE TO INDIVIDUALS FACING HOUSING INSECURITY

Cabinet/Department Owner:

Boston Housing Authority

Project Expenditure Category:

2.3 Housing Assistance:Cash Transfers

ID Number (Program & Subclass):

9515-9019

Funding Amount Allocated:

800,000

Contact Phone Number for Project:

(978)697-0361

Contact Email for Project:

joel.wool@bostonhousing.org

Link to Website (optional):

Description:

The Boston Housing Authority (BHA), a subgrantee of the City of Boston, will conduct a cash



assistance pilot. The BHA will identify a subset of its tenants, voucher holders, or, in partnership with the Supportive Housing team at the Department of Neighborhood Development, Rapid Rehousing clients to deliver cash assistance. The BHA will target several hundred households for either one-time or short-term recurring cash payments based on economic factors, existing benefits programs and housing-related needs. One likely target population is formerly homeless residents who are housed at BHA public housing, a project-based voucher site, or through BHA-run mobile voucher programs, with cash assistance beginning at time of placement or move-in to ensure basic needs are met. Based on data known to the BHA, the BHA will structure payments to avoid interference with other benefit programs or excessive assistance/subsidy to a particular household.

The BHA houses extremely low-income residents, including many seniors, persons with disabilities, formerly homeless residents, immigrants, people of color and Limited English proficiency residents. The BHA administers both state- and federally-funded housing programs and its residents range in eligibility for other benefit programs and public assistance. The BHA also houses both large families as well as elderly/disabled residents who are living alone or with a spouse or partner.

Promoting Equitable Outcomes:

The BHA is a Public and Local Housing Authority, administering federally- and state-funded rental housing as well as the Section 8 Voucher program, and its tenants are predominantly extremely low-income residents. The majority of BHA renters hail from underserved and/or historically marginalized communities. BHA’s communities are diverse in ethnicity, origin and language.

BHA housing communities have been adversely impacted by COVID-19 due to illness, unemployment, social isolation, reductions in public transportation and other factors. Statistically, they suffer negative health outcomes at higher rates than the general population. Cash assistance to residents facing extraordinary expenses, housing instability, or to those who have been ineligible or partially ineligible for other assistance programs, may mitigate the disparate impact of the COVID-19 pandemic on vulnerable communities including protected classes of residents.

I. PERFORMANCE REPORT

Output measures / goals:

| Number | Metric | Time Frame for Metric |
|---------------|---|------------------------------|
| 300 | Public housing households, Section 8 Voucher Holders, and/or Rapid Rehousing Clients assisted | September 2021 - June 2022 |

Outcome measures/goals:

| Number | Metric | Time Frame for Metric |
|---------------|--|------------------------------|
| 100% | Enrolled households facing extreme financial burdens attain basic needs during | September 2021 - June 2022 |

| | | |
|----|---------------------------------------|----------------------------|
| | pandemic recovery | |
| 0% | Impact on existing benefit enrollment | September 2021 - June 2022 |

II. **USE OF EVIDENCE FOR SELECT PROJECTS**

A. **If there is no evaluation being conducted on the project**

Goals of the project:

To reduce housing insecurity and ensure basic needs are met, particularly among formerly homeless residents who are housed at BHA public housing, a project-based voucher site, or through BHA-run mobile voucher programs.

If there is strong or moderate evidence, cite the evidence for why this intervention is appropriate (if not, please write “No strong or moderate evidence”):

No strong or moderate evidence.

Total project spending allocated toward evidence-based interventions:

\$0

III. **ADDITIONAL REQUIREMENTS FOR SELECT PROJECTS**

Negative Economic Impacts (EC 2):

Number of workers enrolled in sectoral job training programs:

Not Applicable

Number of workers completing sectoral job training programs:

Not Applicable

Number of people participating in summer youth employment programs:

Not Applicable

DIGITAL EQUITY IN PUBLIC HOUSING

Cabinet/Department Owner:

Boston Housing Authority



Project Expenditure Category:

2.4 Household Assistance:Internet Access Programs

ID Number (Program & Subclass):

9516-9021

Funding Amount Allocated:

\$1,000,000

Contact Phone Number for Project:

(978)697-0361

Contact Email for Project:

joel.wool@bostonhousing.org

Link to Website (optional):

Description:

Support internet access and digital literacy for City of Boston residents negatively impacted by the pandemic, by expanding free public wifi in public housing and/or supporting digital literacy, internet connectivity and access to modern technology.

According to an August 2020 survey by the BHA, one in three seniors and one in three Limited English Proficiency residents whose first language is Spanish do not have internet access at home. BHA's public internet initiatives, coupled with digital literacy efforts and purchase of equipment brings digital equity to residents' doorstep, overcoming financial, technological and educational barriers. BHA will support residents in accessing internet services in common spaces in their developments, as well as through distribution of devices and by enhancing access to digital literacy efforts.

Promoting Equitable Outcomes:

The BHA is a Public Housing Authority and its tenants are predominantly extremely low-income residents. The majority of BHA renters hail from underserved and/or historically marginalized communities. BHA's communities are diverse in ethnicity, origin and language. A significant portion of BHA's portfolio specifically houses elderly and disabled residents, many of whom may be physically challenged in leaving the home.

BHA housing communities have been adversely impacted by COVID-19 due to illness, unemployment, social isolation, reductions in public transportation and other factors. Statistically, they suffer negative health outcomes at higher rates than the general population.



I. PERFORMANCE REPORT

Output measures / goals:

| Number | Metric | Time Frame for Metric |
|---------------|---|------------------------------|
| 15 | Buildings Wired for Free Public/Community Internet Access | Fall 2021 - Spring 2022 |
| 3+ | Digital Literacy Class Cohorts | Fall 2021 |

Outcome measures/goals:

| Number | Metric | Time Frame for Metric |
|---------------|---|------------------------------|
| 67% | BHA Public Housing Communities Wired for Free Public Internet Access | Fall 2021 - Spring 2022 |
| 60 | Seniors, persons with disabilities enrolled in digital literacy classes | Fall 2021 - Spring 2022 |

II. USE OF EVIDENCE FOR SELECT PROJECTS

A. If there is no evaluation being conducted on the project

Goals of the project:

To expand free public wifi in public housing and/or support digital literacy, internet connectivity and access to modern technology.

If there is strong or moderate evidence, cite the evidence for why this intervention is appropriate (if not, please write “No strong or moderate evidence”).

No strong or moderate evidence

Total project spending allocated toward evidence-based interventions:

\$0

III. ADDITIONAL REQUIREMENTS FOR SELECT PROJECTS

Negative Economic Impacts (EC 2):



Number of workers enrolled in sectoral job training programs:

Not Applicable

Number of workers completing sectoral job training programs:

Not Applicable

Number of people participating in summer youth employment programs:

Not Applicable

WORKFORCE DIGITAL LITERACY

Cabinet/Department Owner:

Office of Economic Development, Office of Workforce Development (OWD)

Project Expenditure Category:

2.4 Household Assistance:Internet Access Programs

ID Number (Program & Subclass):

9516-9001

Funding Amount Allocated:

\$2,000,000

Contact Phone Number for Project:

617-918-5252

Contact Email for Project:

trinh.nguyen@boston.gov

Link to Website (optional):

<https://www.boston.gov/departments/workforce-development>

Description:



The proposed project will provide funding, on-site training, and technical assistance to a cohort of occupational training providers with the aim of enhancing their capacity to bridge the digital divide within the communities they serve. Through intensive and holistic engagement, the initiative will support organizations seeking to modernize operational models and pedagogical competencies to reflect the needs of the modern economy. The four key areas of support that will be covered by the grant include:

1. Organizational ICT infrastructure
2. Digital literacy and technology skills instruction delivered through discrete activities and by embedding digitally-enabled pedagogical practices into core learning systems
3. Tech and high-speed internet access for customers
4. High-quality technology-mediated training and service delivery models.

The funds will be distributed through a competitive RFP grant opportunity open to existing OWD grantees. Additionally, a portion of the grant funds will be dedicated to identify a consultant team that will assist the selected organizations. These funds will be distributed via a competitive RFQ process.

Promoting Equitable Outcomes:

Workforce development plays a powerful role in promoting equitable outcomes. Equity has long been at the center of OED/OWD’s work, and this project will equip training providers with the digital literacy related knowledge, resources and tools to better serve their clients. OWD education and training providers serve low and moderate income clients of all races and backgrounds, usually with multiple barriers to employment or post-secondary education. We will survey them to assess their needs, and guided by standards developed by the State’s Department of Elementary and Secondary Education (DESE), provide digital literacy and skills curriculums, instruction for staff and clients, internet access, hardware and software.

I. PERFORMANCE REPORT

Output measures / goals:

| Number | Metric | Time Frame for Metric |
|---------------|---|------------------------------|
| 21 | Number of current Providers of ABE and ESOL programs to be surveyed and assessed for digital literacy capacity and needs. | Year 1 |
| 28 | Number of current ABE (12) and ESOL (16) programs that will receive survey/be assessed | Year 1 |
| 2,750 | Number of provider ABE (750) and ESOL (2,000) | Year 2 |

| | | |
|--|--|--|
| | seats/clients to benefit from new or enhanced curriculums, access to hardware/software, access to wifi, and better trained provider staff. | |
|--|--|--|

Outcome measures/goals:

| Number | Metric | Time Frame for Metric |
|--------|--|-----------------------|
| 50 | Provider staff to be trained at programs | Year 2 |
| 2,750 | Clients trained | Year 2 |
| 1 | Evaluation | Year 3/4 |

II. USE OF EVIDENCE FOR SELECT PROJECTS

A. If there is an evaluation being conducted on the project

Evaluation Design:

OWD will conduct a bundled evaluation of grantees that are implementing the digital literacy grants. The evaluation will examine program design, implementation, and outcomes using pre/post surveys, interviews, and focus groups with grantee staff and participants. Additionally, the funding will support a continuation of existing research efforts that examine digital transformation in the workforce development sector. This research is intended to assist OWD in establishing locally relevant workforce services and defining funding priorities. In addition to informing our strategic direction, findings are also being used to reassess monitoring and evaluation principles in light of changing skills needs and new digitally-enabled program models.

Research question(s):

To what extent have digital literacy interventions increased the digital literacy levels of workforce development customers?

Y/N can disaggregate outcomes by demographics:

Yes

Estimated date of completion:

2024

III. ADDITIONAL REQUIREMENTS FOR SELECT PROJECTS



Negative Economic Impacts (EC 2):

Number of workers enrolled in sectoral job training programs:

0, Project not started

Number of workers completing sectoral job training programs:

0, Project not started

Number of people participating in summer youth employment programs:

Not Applicable

YOUNG ADULT JOB OPPORTUNITIES (19-24)

Cabinet/Department Owner:

Department of Youth Engagement & Employment

Project Expenditure Category:

2.7 Job Training Assistance

ID Number (Program & Subclass):

9519-9015

Funding Amount Allocated:

\$500,000 (alongside \$300,000 in the Operating Budget)

Contact Phone Number for Project:

617-635-4202 ext. 2390

Contact Email for Project:

Rashad.Cope@Boston.gov

Link to Website (optional):

Description:

Young Adult Workforce Development Grant

The Young Adult Workforce Development grant is aimed at strengthening workforce training and development opportunities for underrepresented young adults ages 19-24, that will lead to job placements across labor markets or entrance into pathways, job readiness or post-secondary programs.

This funding will be awarded to 5-8 local Boston-based nonprofit organizations to support in expanding their existing programming, with the expectation that young adults will be connected to an array of employment opportunities that offer an opportunity to explore career pathways through vocational training, internships, and/or apprenticeships or accredited programs that directly correlates to local jobs in the private or public sector.

Intended Outcomes

- Closing skills gaps to ensure young adults are prepared to compete for new and existing jobs.
- Expand academic credentials, certification and/or educational attainment.

Request for Application Timeline

- Application Release Date | **October 11th, 2021**
- Information Session for Potential Applicants | **Thursday, October 21st, 2021 & Tuesday, October 26th, 2021**
- Applications Due Date | **November 5th, 2021**
- Application Review Period | **November 8th, 2021 - November 19th, 2021**
- Award Notification | **November 30th, 2021**
- Funding Award Released | **January, 14th, 2022**
- Grant Partner Convening | **March, 17th, 2022**
- Grant Partner Mid-Season Report Due | **April, 15th, 2022**
- Grant Partner Final Report | **July 29th, 2022**

Promoting Equitable Outcomes:



Equity Lens

This Young Adult Workforce Development grant funding is intended to further City of Boston equity goals through the lens of creating fair, accessible and timely access to equitable workforce readiness opportunities for all of Boston's young adult's (specifically young adults of color and historically marginalized populations).

The grant funding will target Black and Latinx young adults, proven risk young adults, court-involved young adults, LGBTQ+ young adults, and immigrant young adults.

Selected non-profit organizations will be required to provide demographic and other relevant reporting data as evidence that they serve the target youth population of the grant and will conduct the appropriate outreach to connect more young adults who meet the grant funding requirements.

Engagement + Outreach

DYEE will work with fellow city departments, local youth and young adult workforce development agencies, schools, nonprofits and CBOs who engage young people in purposeful and meaningful employment and career readiness opportunities. We will work with state and local elected officials, DYS, public safety agencies and youth advocates to spread the works about the grant opportunity.

We will use our newsletter platform, Everbridge text and communication platform, and develop flyers and informationals.

We will publish information on our webpage youth.boston.gov. There will also be a strong push around social media (Twitter, Facebook, Instagram, etc)

We will work with City Hall to publish a press release (per guidance from the Mayor's Office) to announce the launch of the Young Adult Workforce Development grant.

I. PERFORMANCE REPORT

Output measures / goals:

| Number | Metric | Time Frame for Metric |
|--------|---|-----------------------|
| 5-8 | Nonprofit, Community-Based Organizations (Grant Recipients) | Annual |
| 75-100 | Target Young Adult Participants Across Grantees | Annual |
| 5 | Minimum workforce/job | Annual |

| | | |
|----|--|--------|
| | training, coaching or workshop sessions completed | |
| 50 | Minimum workforce/job training, coaching or workshop service hours completed | Annual |

Outcome measures/goals:

| Number | Metric | Time Frame for Metric |
|--------|---|-----------------------|
| 100% | Young adults are connected to workforce development program that leads long-term employment | Annual |
| 85% | Young adults will increase awareness and improve confidence about career options and pathways | Annual |
| 75% | Young adults will transition into a desired career track | Annual |
| 70% | Young adult participants will receive certificate, credential and educational attainment at the end of the program. | Annual |

II. USE OF EVIDENCE FOR SELECT PROJECTS

Evaluation Design:

- *E.g. randomized or quasi-experimental*

| |
|----------------------|
| Pre and Post Surveys |
|----------------------|

Y/N can disaggregate outcomes by demographics:

| |
|-----|
| Yes |
|-----|

Estimated date of completion:

| |
|-----------|
| July 2022 |
|-----------|

III. ADDITIONAL REQUIREMENTS FOR SELECT PROJECTS



Negative Economic Impacts (EC 2):

Number of workers enrolled in sectoral job training programs:

0, Project Not Started

Number of workers completing sectoral job training programs:

0, Project Not Started

Number of people participating in summer youth employment programs:

0, Project Not Started

GREEN JOBS PROGRAM

Cabinet/Department Owner:

Environment

Project Expenditure Category:

2.7 Job Training Assistance

ID Number (Program & Subclass):

9519-9012

Funding Amount Allocated:

3,000,000

Contact Phone Number for Project:

617-635-4946

Contact Email for Project:

katherine.eshel@boston.gov

Link to Website (optional):

Description:



The City of Boston will develop programs to support expansion of green job training opportunities for Boston residents, with a particular focus on women, people of color, immigrants and returning citizens. Our intent is to support the Boston community's recovery from the COVID-19 pandemic and to connect unemployed and underemployed residents to quality employment opportunities in the green jobs sector. This includes both grantmaking for external organizations that are training and connecting residents to green jobs, and building further pathways for green jobs with the City of Boston's workforce (e.g., horticulture and tree maintenance, green stormwater infrastructure, building management). We also intend to conduct targeted outreach to improve the efficacy of programs to conduct green jobs training and hire residents into green job opportunities. We expect job placement rates in the range of 70-80% for mature programs, but want to also support emerging programs where there is high potential, but which may have lower placement rates early on.

Promoting Equitable Outcomes:

As the City expands green job training opportunities for Boston residents, we will focus in particular on the following populations of service:

- women,
- people of color,
- immigrants, and
- returning citizens.

Our initiatives will also support both helping unemployed or underemployed residents return to the workforce, as well as upskilling incumbent workers. In order to reach these groups, we are partnering with key partner agencies in the Mayor's Office, including the offices of immigrant advancement, women's advancement, returning citizens, and equity and inclusion. We have engaged a community advisory board to partner with organizations in higher education, community-based organizations, labor, and workforce development experts to advise and support implementation of green job initiatives. We will also work to integrate green jobs training with financial education and awareness programs offered by the Mayor's Office of Financial Empowerment and the Economic Mobility Lab in order to help otherwise close racial wealth gaps.

I. PERFORMANCE REPORT

Output measures / goals:

| Number | Metric | Time Frame for Metric |
|---------------|---|------------------------------|
| 4 | <i>Partnerships with job training programs</i> | <i>Annual</i> |
| 100 | <i>Number of people enrolled in training programs</i> | <i>Annual</i> |
| 50 | <i>Number of people participating in summer youth employment programs</i> | <i>Annual</i> |
| 75% | <i>Workers completing sectoral</i> | <i>Annual</i> |

| | | |
|-----|---|--------|
| | job training programs | |
| 50% | Unemployed or underemployed trainees | Annual |
| 40% | Women enrolled in training programs | Annual |
| 40% | People of color enrolled in training programs | Annual |

Outcome measures/goals:

| Number | Metric | Time Frame for Metric |
|--------|----------------------------|-----------------------|
| 60% | Graduates placed into jobs | Annual |

II. USE OF EVIDENCE FOR SELECT PROJECTS

A. If there is no evaluation being conducted on the project

Goals of the project:

The goal of the project is to train and connect Boston residents, particularly women, people of color, returning citizens, and immigrants, to opportunities in green jobs.

If there is strong or moderate evidence, cite the evidence for why this intervention is appropriate (if not, please write “No strong or moderate evidence”): :

Upskilling Incumbent Workers / Connecting unemployed and underemployed residents to quality employment opportunities in the green jobs sector

- **Sector focused training programs increase average earnings in the sector**
A study on the [WorkAdvance program in the Bronx New York](#), a targeted occupational training program, found that participants in the program earned significantly higher average weekly earnings than their non-participant counterparts. (*Moderate Causal Evidence*)
- **Reentry programs reduce the rate of recidivism and increase likelihood of employment after release**
A study of [Minnesota Dept of Correction’s EMPLOY work release program](#) found that returning citizens who participated in the program were significantly less likely to convict new crimes and more likely to secure employment than those who did not participate in the program (*Moderate Causal Evidence*)

Building further pathways for green jobs

- **Formal apprenticeship programs**
A study on [Registered Apprenticeship \(RA\) programs in 10 states](#) found that employment rates and annual earnings were significantly higher for RA participants than those who did not participate in RA programs. (*Moderate Causal Evidence*)

- **Building Coalitions with local employers**

The [Accelerating Connections to Employment \(ACE\)](#) program created a formal partnership between Workforce Investment Boards and community colleges. A study at nine sites across four states (Connecticut, Georgia, Maryland and Texas) found that participants in the ACE program had significantly higher employment rates and higher average earnings than their counterparts who did not participate in the program. (*High Causal Evidence*)

Total project spending allocated toward evidence-based interventions:

80%

III. ADDITIONAL REQUIREMENTS FOR SELECT PROJECTS

Negative Economic Impacts (EC 2):

Number of workers enrolled in sectoral job training programs:

0, Project not started

Number of workers completing sectoral job training programs:

0, Project not started

Number of people participating in summer youth employment programs:

0, Project not started

WORKFORCE AND CAREER DEVELOPMENT FOR CREATIVE WORKERS

Cabinet/Department Owner:

Arts and Culture

Project Expenditure Category:

2.7 Job Training Assistance

ID Number (Program & Subclass):

9519-9008

Funding Amount Allocated:

500,000



Contact Phone Number for Project:

617-635-3914

Contact Email for Project:

naida.faria@boston.gov

Link to Website (optional):

Description:

Workforce and Career Development for Creative Workers is a project to fund technical assistance and professional development programs for creative workers and artists who have been negatively economically impacted by COVID-19. We will release a Request for Proposals for providers who can assist with a variety of immediate needs for workers, including: financial and business workshops, financial wellness and business development, building working capital, asset-building, microenterprise development, pricing work, marketing and fundraising strategies, and legal technical assistance for sole proprietors. We will launch an RFP in fall 2021 with programming running in calendar year 2022.

Promoting Equitable Outcomes:

This project builds on an existing program that focused both on low income workers and workers of color. We will build requirements into the RFP to ensure that populations hardest hit by COVID-19 are prioritized with these services, and will also rate providers more favorably if they have language access programs.

I. PERFORMANCE REPORT

Output measures / goals:

| Number | Metric | Time Frame for Metric |
|--------|------------------------------------|-----------------------|
| 150 | Artists served through the program | Calendar year 2022 |

Outcome measures/goals:

| Number | Metric | Time Frame for Metric |
|--|--|-----------------------|
| Increase in working capital for creative workers | Amount accrued in savings during program | Calendar year 2022 |
| Increased financial stability for creative workers | Growth of earned income in 2022 compared to 2021 | Calendar year 2022 |



II. USE OF EVIDENCE FOR SELECT PROJECTS

A. If there is no evaluation being conducted on the project

Goals of the project:

Goals of the project are to help artists and creative workers stabilize their financial health by helping them grow their business, build a savings practice, and participate in workshops and training.

If there is strong or moderate evidence, cite the evidence for why this intervention is appropriate (if not, please write “No strong or moderate evidence”):

There is strong evidence for this intervention based on previous years of a similar but smaller program. Artists graduated from the program with an increase in their savings and with working business plans. Artists who participated in the program were surveyed about their experience and they have overwhelmingly spoken to the importance of the program in their own business development, learnings, and ultimately in their ability to be more financially proactive and organized. We will be tailoring the RFP to respond to changes in creative industries resulting from COVID-19, which is a newer approach and so has not been as thoroughly tested. For example, we anticipate needing to provide services around pricing and engaging audiences through digital work.

Total project spending allocated toward evidence-based interventions:

80%

III. ADDITIONAL REQUIREMENTS FOR SELECT PROJECTS

Negative Economic Impacts (EC 2):

Number of workers enrolled in sectoral job training programs:

0, Project not started

Number of workers completing sectoral job training programs:

0, Project not started

Number of people participating in summer youth employment programs:

Not Applicable

Cabinet/Department Owner:

Arts and Culture

Project Expenditure Category:

2.9 Small Business Economic Assistance

ID Number (Program & Subclass):

9521-9007

Funding Amount Allocated:

\$500,000

Contact Phone Number for Project:

617-635-3914

Contact Email for Project:

naida.faria@boston.gov

Link to Website (optional):

Description:

Direct Support for Creative Workers will fund remaining applications for relief from the 2020 City of Boston Artist Relief Fund as well as support payments to artists for artist-driven projects. For all direct artist payments we will prioritize funding for populations hardest hit by COVID-19. Funding for artists takes into account the financial impact of COVID-19 on gig workers particularly in performing arts and live events businesses who lost significant portions of their income continue to have difficulty returning to pre-COVID-19 income levels.

Additionally, funds will be used to support artist demonstration projects resulting from the Art Train / Creative Corps program, which supports City departments in learning how to incorporate artists into their recovery and reopening work. This program will create new kinds of civic jobs for artists and creative workers who can use their skills to be a part of COVID-19 recovery while the arts/events industry continues to recuperate.

Promoting Equitable Outcomes:

We will prioritize creative communities in populations that have been identified by the Boston Public Health Commission's (BPHC) Health Equity Task Force as being disproportionately impacted by COVID-19:

- BIPOC/ALAANA populations, especially Black and Hispanic/Latino populations
Neighborhoods of Dorchester, Roxbury, Hyde Park and Mattapan



- Native Spanish speakers and the neighborhood of East Boston

Our applications for artist support already ask for demographic information and we have a strong track record of reaching and contracting with BIPOC artists in particular.

I. PERFORMANCE REPORT

Output measures / goals:

| Number | Metric | Time Frame for Metric |
|--------|--|-----------------------|
| 150 | Artists receiving COVID-19 relief funds | Calendar year 2021 |
| 15 | Jobs/projects for artists/creative workers | FY22 |

Outcome measures/goals:

| Number | Metric | Time Frame for Metric |
|--|--|-----------------------|
| Increase in number of artists who are able to pay for basic needs | Artists receiving COVID-19 funds who identify spending the funds on rent, food, insurance, and childcare | Calendar year 2021 |
| Increased understanding of civic jobs for artists and creative workers | Number of City staff who want to fund artist-driven projects | FY22 |

II. USE OF EVIDENCE FOR SELECT PROJECTS

A. If there is no evaluation being conducted on the project

Goals of the project:

The goals of the program are to provide financial relief for individuals in the creative economy who have lost substantial income due to COVID-19 as well as create job opportunities for those individuals that help them restart projects that were stalled due to COVID-19 closures and disruptions.

If there is strong or moderate evidence, cite the evidence for why this intervention is appropriate (if not, please write “No strong or moderate evidence”):

Based on City of Boston surveying, local artists and creative workers lost over \$4M of income in the first 2 months of the state of Massachusetts shut down as a result of COVID-19. Hardest hit areas of



creative work were those relying on in person events and gatherings including:

- Music (DJs, music tech/engineering, musicians, composers)
- Teaching artists (K-12, creative youth development)
- Theater and performance (directors, stage production, playwrights)

Artists reported earning income mostly from:

- Performances/shows (53%)
- Teaching, including arts instruction/lessons (49%)
- Sale of artwork/crafts/products (34%)
- Speaking engagements/workshops/trainings (22%)

The top reasons for loss of income due to the pandemic were:

- Cancellation of classes, residencies, gigs, performances or events (87%)
- Closure of spaces to create and present work, including: rehearsal spaces, studios, venues, and galleries (75%)
- Reduction or cancellation of hours and/or pay from “day jobs,” side gigs, or part-time employment (53%)

At the same time, 58% reported being unable to make up lost income (i.e. gigs or opportunities were not replaced) and we find that even one year later artists are still struggling to make up for opportunities as earned income by venues, booking agencies, theater companies, and presenting organizations is still far below FY20 numbers. Additionally, artists reported relying on schools and creative youth development programs for teaching jobs, and local schools and organizations have not finalized plans for re-engaging teaching artists or third party arts providers as a part of the school year.

Given these numbers and the anticipated multi-year negative economic impact to arts industries, we feel there is more than enough evidence to continue direct support to artists at this time.

Total project spending allocated toward evidence-based interventions:

100%

III. ADDITIONAL REQUIREMENTS FOR SELECT PROJECTS

Negative Economic Impacts (EC 2):

Number of workers enrolled in sectoral job training programs:

Not Applicable

Number of workers completing sectoral job training programs:

Not Applicable

Number of people participating in summer youth employment programs:

Not Applicable

COMMERCIAL RENTAL RELIEF FUND

Cabinet/Department Owner:

Economic Development, Small Business Unit

Project Expenditure Category:

2.9 Small Business Economic Assistance (General)

ID Number (Program & Subclass):

9521-9004

Funding Amount Allocated:

\$7,500,000

Link to Website (optional):

boston.gov/commercial-rent-relief

Description:

Due to the passage of the American Rescue Plan Act, the City of Boston will reopen the Commercial Rent Relief Fund for businesses and new landlord applications until end of day on **December 31, 2020** for applicants needing support for rent for January, February, and March of 2021, as well as for those with rent owed from April 1- December 31, 2020. Applicants will be reviewed on a first-come, first-served basis.

The **COVID-19 Commercial Rent Relief Fund** will work with business owners and their landlords as a partnership to ensure their survival through, and growth beyond, the pandemic.

- This Fund will support small businesses through a direct payment to landlords.
- The Commercial Rent Relief Fund will seek to serve at least 250 small business owners.
- Landlords can receive **up to \$15,000** in the form of a grant to cover rent between April 1, 2020 and March 31, 2021.
- Landlords will agree to work with business owners so they may remain in their commercial space for a minimum of 12 months from the date of the grant.

Conditions:

- Applicants cannot have a past-due balance of rent prior to April 1, 2020.
- Grant will cover rent from April 1, 2020 through December 31, 2020.
- Commercial property must be located within the City of Boston.
- Businesses and landlords must be in good standing with the City of Boston.

- Landlords must provide a legal contract to indicate a commitment to maintain the business' tenancy for at least 12 months and establish a payment plan for the businesses.
 - A contract template will be provided to the landlord by the City of Boston
- Businesses will provide a payment plan and updated business strategy to the City of Boston's Small Business Unit and their landlord.
- The Small Business Unit will case-manage and provide technical assistance to each of these businesses to support businesses' continued viability and ability to uphold the payment plan.

Promoting Equitable Outcomes:

Only businesses in the following categories and industries will be able to apply:

- Businesses with commercial space within the City of Boston
- Businesses with designated commercial space in the following industries:
 1. Food Service
 2. Retail Trade
 3. Services (repair, maintenance, personal services)
 4. Arts, Entertainment, and Recreation.
- Businesses must be in dedicated commercial space within a neighborhood commercial district.
- Business owners must have been in good standing with their landlord prior to March 31, 2020.
- Businesses must demonstrate sound business practices and a proactive business strategy for 2021.
- Business owners must have demonstrated a desire to be in good standing with their landlord, including outreach, partial payments, payment plans and agreements, or letters of intent.

All of the materials associated with this grant are translated into 10 languages in addition to English to ensure equitable access to immigrant-owned business.

Finally, we will target additional outreach and marketing to businesses in historically underserved and disproportionately impacted business districts.

I. PERFORMANCE REPORT

Output measures:

| Number | Metric | Time Frame for Metric |
|--------|--|-----------------------|
| 250 | Small businesses funded through this fund in an agreement with Landlords | By December 31, 2020 |



Outcome measures:

| Number | Metric | Time Frame for Metric |
|---------------|---|------------------------------|
| 70% | Funded businesses remain open | By March 31, 2022 |
| 80% | Minimum vacancy-rate in neighborhood commercial districts | By March 31, 2022 |

II. USE OF EVIDENCE

A. If there is no evaluation being conducted on the project

Goals of the project:

To reduce and/or maintain vacancy rate in neighborhood commercial districts.
To ensure that funded small businesses remain open in their neighborhoods and are financially healthy.

If there is strong or moderate evidence, cite the evidence for why this intervention is appropriate (if not, please write “No strong or moderate evidence”):

No strong or moderate evidence

Total project spending allocated toward evidence-based interventions:

\$0

III. ADDITIONAL REQUIREMENTS

Negative Economic Impacts (EC 2):

Number of workers enrolled in sectoral job training programs:

Not Applicable

Number of workers completing sectoral job training programs:

Not Applicable

Number of people participating in summer youth employment programs:

Not Applicable

SMALL BUSINESS RELIEF FUND 2.0

Cabinet/Department Owner:

Economic Development, Small Business Unit

Project Expenditure Category:

2.9 Small Business Economic Assistance (General)

ID Number (Program & Subclass):

9521-9003

Funding Amount Allocated:

\$8,000,000

Link to Website (optional):

boston.gov/business-relief

Description:

The **SMALL BUSINESS RELIEF FUND 2.0** is designed to help small businesses with business expenses to help in their recovery and will assist businesses that seek to grow beyond the pandemic.

Businesses will be able to apply for two types of grants:

1. **Relief Grant:** Up to \$10,000 to support outstanding debts for rent/mortgage, inventory, payroll, or fixed expenses, and/or
2. **Growth Grant:** Up to \$10,000 to support business growth through tools, technology, materials, personnel, or other costs associated with investing in the growth of their business.

All applicants will be considered for either **one** or **both** grants. Grants will be allocated primarily according to the budget included in this application. Businesses will be able to apply for a **Relief** grant and/or a **Growth** grant.

Relief grants must be used to help businesses address fixed debts, payroll, accounts payable, lost sales, lost opportunities, and other working capital expenses that could have been recognized had the COVID-19 pandemic not occurred.

Growth grants must be used on tools, materials, or personnel to invest in the growth of the business.

Proper documentation of proof of use of these funds will be required within 90 days of the issuance of the grant.

This fund will serve up to **400 businesses**.

Promoting Equitable Outcomes:

We will prioritize funding businesses in industries most directly affected by closures, policies, or general loss of revenue related to the COVID-19 pandemic and are looking to expand their businesses in 2021 and beyond.

These include but are not limited to:

- food service and production; restaurants;
- bed and breakfasts, small hotels, short-term rentals;
- house cleaners;
- laundromat or dry-cleaners;
- car repair/garage;
- funeral homes;
- barber shops/beauty salons;
- arts, entertainment, creative economy;
- tourism including travel and lodging;
- fitness, wellness, and recreation;
- transportation and warehousing;
- childcare; or
- retail

Additionally, *all applicants must meet the following criteria to be considered for a grant.*

1. Must have a valid Vendor ID from the City of Boston
2. Less than thirty-five (35) employees
3. Proof of a Boston business address (e.g., a signed lease, business permit / license / title, utility bill in which the business is named directly, or other home office documentation).
4. Business and business owner must be in good-standing with the City of Boston
5. Business must provide a copy of its up to date Business Certificate
6. Businesses with more than two (2) employees must provide proof of payroll (e.g., recent pay / wage statement, bank statement, proof of paystubs).

All of the materials associated with this grant are translated into 10 languages in addition to English to ensure equitable access to immigrant-owned business.

Finally, we will target additional outreach and marketing to businesses in historically underserved and disproportionately impacted business districts.

I. PERFORMANCE REPORT

Output measures:

| Number | Metric | Time Frame for Metric |
|--------|-------------------|-----------------------|
| 400 | Businesses Funded | By December 31, 2021 |
| \$8M | Funds expended | By March 31, 2021 |

Outcome measures:

| Number | Metric | Time Frame for Metric |
|--------|--|-----------------------|
| 70% | Funded businesses are still in operation | March 31, 2022 |
| 25% | Funded businesses report business growth (revenue, employee, etc.) as measured by OED survey | March 31, 2022 |

II. USE OF EVIDENCE

A. If there is no evaluation being conducted on the project

Goals of the project:

To ensure that funded small businesses remain open in their neighborhoods, are financially healthy and even grow.

If there is strong or moderate evidence, cite the evidence for why this intervention is appropriate (if not, please write “No strong or moderate evidence”):

No strong or moderate evidence

Total project spending allocated toward evidence-based interventions:

\$0

III. ADDITIONAL REQUIREMENTS FOR SELECT PROJECTS

Negative Economic Impacts (EC 2):

Number of workers enrolled in sectoral job training programs:

Not Applicable

Number of workers completing sectoral job training programs:

Not Applicable



Number of people participating in summer youth employment programs:

Not Applicable

HIGH ROADS KITCHEN RESTAURANT RELIEF FUND (RESTAURANT REVITALIZATION FUND)

Cabinet/Department Owner:

Economic Development, Small Business Unit

Project Expenditure Category:

2.9 Small Business Economic Assistance (General)

ID Number (Program & Subclass):

9521-9005

Funding Amount Allocated:

\$500,000 (alongside \$1.4 million from Operating Budget)

Link to Website (optional):

boston.gov/restaurant-relief

Description:

The Office of Economic Development, in partnership with the Office of Workforce Development has launched the Restaurant Revitalization Program (RRP), a 3-month pilot program to provide a much needed life line to restaurants as they recover from COVID-19.

- This Fund will support restaurants located in the City of Boston
- Businesses will receive **\$5,000** to cover any business-related expense (these funds are not required to be tied to rent or payroll)
- This grant will also provide a retention bonus to new/existing employees during the 3-month pilot period for a total of \$900 per worker and 100 B-Local Points for each month, at the conclusion of the three-month pilot (\$300 @ 3 months = \$900)
- At the end of the three-month period, employees will be eligible for free tuition towards their Associate's degree at BHCC, RCC, or BFIT, replicating the Mayor's Tuition Free Community College initiative or at an occupational skills training program with an existing partnership with OWD.
- Restaurants that have tipped employees are eligible to receive an additional **\$15,000** grant if they:
 - Pay the One Fair Wage (\$12.75 per hour) to tipped employees for one month.
 - Complete High Road Kitchens' Equity Toolkit and Training program within nine months of receiving grant funds
 - Complete City of Boston OED survey completion



- Share a written plan for achieving full wage parity for tipped and non-tipped employees within five years (by August 2026).

Promoting Equitable Outcomes:

All applicants must meet the following criteria to be considered for a grant.

1. Must be a current food business in the City of Boston
2. Must have a valid Vendor ID from the City of Boston
3. Less than twenty-five (25) employees
4. Proof of a Boston business address (e.g., a signed lease, business permit / license / title, utility bill in which the business is named directly, or other home office documentation).
5. Business and business owner must be in good-standing with the City of Boston
6. Business must provide a copy of its up to date Business Certificate
7. Businesses with more than two (2) employees must provide proof of payroll (e.g., recent pay / wage statement, bank statement, proof of paystubs).

All of the materials associated with this grant are translated into 10 languages in addition to English to ensure equitable access to immigrant-owned business.

Finally, we will target additional outreach and marketing to businesses in historically underserved and disproportionately impacted business districts.

I. **PERFORMANCE REPORT**

| Number | Metric | Time Frame for Metric |
|--------|------------------------------------|-----------------------|
| 25 | Businesses Funded | By December 31, 2021 |
| 100 | Employee retention bonuses awarded | By December 31, 2021 |
| 25 | Employee tuition awards granted | By August 31, 2022 |
| \$1.4M | Funds expended | By August 31, 2022 |

Outcome measures:

| Number | Metric | Time Frame for Metric |
|--------|--|-----------------------|
| 100% | Funded businesses will go through Gender & Equity Training | By December 31, 2021 |
| 50% | Employees retained beyond end of pilot | By March 31, 2022 |
| 50% | Employees who received the tuition | By Spring 2025 |



| | | |
|-----|--|-------------------|
| | incentive graduate with a degree or occupational certificate | |
| 70% | Funded businesses are still in operation | By March 31, 2022 |

II. USE OF EVIDENCE

A. If there is no evaluation being conducted on the project

Goals of the project:

To ensure that funded small businesses remain open in their neighborhoods, are financially healthy and retain their employees.

To provide workforce development opportunities for restaurant employees through Mayor’s Tuition Free Community College initiative or at an occupational skills training program with an existing partnership with OWD.

If there is strong or moderate evidence, cite the evidence for why this intervention is appropriate (if not, please write “No strong or moderate evidence”):

No strong or moderate evidence

Total project spending allocated toward evidence-based interventions:

\$0

III. ADDITIONAL REQUIREMENTS FOR SELECT PROJECTS

Negative Economic Impacts (EC 2):

Number of workers enrolled in sectoral job training programs:

0, Project not started

Number of workers completing sectoral job training programs:

0, Project not started

Number of people participating in summer youth employment programs:

Not applicable

Cabinet/Department Owner:

Office of Economic Development

Project Expenditure Category:

2.11 Aid to Tourism, Travel, or Hospitality

ID Number (Program & Subclass):

9523-9002

Funding Amount Allocated:

\$1,000,000

Contact Phone Number for Project:

617-635-3911

Contact Email for Project:

kate.davis@boston.gov

Link to Website (optional):

www.allinclusivebos.com and www.colu.com/b-local/

Description:

All Inclusive Boston is a branding and marketing campaign first launched in April 2021 with a goal to increase awareness and active promotion of the City of Boston as a tourist destination and to increase drive visits to our city from diverse local and national visitors. An RFP for consulting services to extend Boston’s “All Inclusive” marketing campaign will be released on August 30, 2021 and the consultant is expected to be selected on September 20, 2021. The goals of the campaign include drawing a more diverse audience of visitors, driving economic growth to Boston’s most ethnically diverse neighborhoods and communities, which have been disproportionately impacted by the pandemic and spotlighting cultural and commercial assets in areas of Boston that have long been marginalized. This campaign is about building an equitable recovery.

This campaign will continue to include print, radio, video and social media components that spotlight neighborhoods, businesses, eclectic cultural offerings and diverse communities across Boston. The extension of the All Inclusive Boston campaign will include integration with B-Local, the city’s new app that encourages users to shop locally at small businesses in the City of Boston. The app was launched in April 2021. The campaign will drive new B-Local users, both among residents and visitors; encourage more businesses to register for the app; and highlight diverse local businesses to drive local spending.

The goals of the campaign include drawing a more diverse audience of visitors, driving economic growth to Boston’s most ethnically diverse neighborhoods and communities, which have been disproportionately impacted by the pandemic and spotlighting cultural and commercial assets in



areas of Boston that have long been marginalized in the realm of destination marketing. This campaign is about building an equitable recovery and shifting the narrative about Boston while investing in the communities, businesses, and employees who need our help the most. A successful marketing campaign will also continue to attract new users to download the B-Local app, attract new redeeming businesses, encourage users to redeem points, and will integrate the program with the All Inclusive Boston campaign to encourage residents and visitors to shop and dine across all of Boston's neighborhoods.

The City of Boston envisions the marketing of All Inclusive and the B-Local app to be complementary and integrated as appropriate. The marketing campaign is designed to safely welcome visitors, particularly local and regional visitors, in accordance with public health guidance, invest in tourism promotion as a vehicle to get our residents back to work and drive growth to our neighborhood commercial districts, and showcase all that Boston has to offer as a tourist destination in a timeless way. From this initiative, we can drive growth to Boston 's neighborhood main streets – the small businesses, cafes, restaurants, galleries, and local artisans that have flourished across Boston's diverse neighborhoods. Business owners, particularly Black and Brown-owned entrepreneurs, have been disproportionately impacted by the pandemic.

Promoting Equitable Outcomes:

Prior to the coronavirus pandemic, we annually hosted over 19 million domestic and 1.7 million international visitors in Boston. The travel and hospitality sector has been devastated by the pandemic. This initiative showcases Boston's diverse tourism assets, across all Boston neighborhoods, as part of an equitable recovery initiative. Tourism and hospitality is the third largest industry in Boston and the Commonwealth. The sector employs a large percentage of workers of color, making it critical to have an inclusive economic recovery. This campaign aims to renew and reimagine how Boston is perceived locally and across the globe. As we pursue this engagement, we want to make sure that we are intentionally and safely welcoming people from diverse backgrounds to Boston.

When first launched in April 2021, a diverse mix of small businesses worked on this project, including a significant number of MBEs/WBES and companies with LGBTQ+ ownership. Given that 70% of those who work in the hospitality industry come from BIPOC communities, this campaign was an opportunity to change the narrative about Boston and to showcase the rich diversity and all that our neighborhoods have to offer. With the travel and hospitality sector devastated by the pandemic, this initiative showcases Boston's diverse tourism assets, across all Boston neighborhoods, as part of an equitable recovery initiative. Media buys were placed with locally owned ethnic and community newspaper companies. Videos were captioned and the website was updated with new accessibility functions.

This marketing campaign will continue to spotlight cultural and commercial assets in areas of Boston that have long been marginalized. By extending All Inclusive Boston, we hope to showcase additional businesses and neighborhoods as well as create media components in different languages.

The B-Local app was launched to highlight neighborhood commercial districts, as well as woman-, Black-, minority-, and immigrant-owned businesses in Boston. Reward incentives are offered to support these businesses and drive an equitable local economic recovery. While the B-Local app is only offered in English, we offer multilingual guides for business owners who would like to sign up their business at boston.gov/b-local. We have also advertised to Chinese and Spanish media during an initial marketing campaign and would look to grow language capacity through this marketing campaign extension.

I. PERFORMANCE REPORT

Output measures / goals:

| Number | Metric | Time Frame for Metric |
|---------------|--|--|
| 455,000 | Redeemed B-Local Boston Points Rewards | Redeemed by users by December 31, 2021 |
| 10,000 | B-Local User Downloads | Reach by December 31, 2021 |
| 500 | Redeeming B-Local Businesses | Registered by December 31, 2021 |
| 1.8 million | Social media impressions | Reach by December 31, 2021 |
| 750,000 | Video views on social media platforms | Reach by December 31, 2021 |
| 3 | Boston threshold languages used to translate | Reach by December 31, 2021 |
| 150,000 | Pageviews on the microsite | Reach by December 31, 2021 |

Outcome measures/goals:

By extending the All Inclusive Boston campaign, we expect cultural and commercial assets from all neighborhoods of Boston will be showcased and engaged, media ad buy are made on Boston’s ethnic media outlets, vital documents are translated in at least the top three threshold languages (Spanish, Mandarin and Haitian Creole) and accessibility tools are provided on any media created by the consultant team.

| Number | Metric | Time Frame for Metric |
|---------------|---|------------------------------|
| \$1 Million | B-Local Economic Activity Generated (Redeemed amount + Total Transactions; Current: \$425,509.94) | By December 31, 2021 |

II. ADDITIONAL REQUIREMENTS FOR SELECT PROJECTS

Negative Economic Impacts (EC 2):

Number of workers enrolled in sectoral job training programs:

| |
|----------------|
| Not Applicable |
|----------------|



Number of workers completing sectoral job training programs:

Not Applicable

Number of people participating in summer youth employment programs:

Not Applicable

REOPEN CREATIVE BOSTON FUND

Cabinet/Department Owner:

Arts and Culture

Project Expenditure Category:

EC 2.12 Aid to Other Impacted Industries

ID Number (Program & Subclass):

9524-9006

Funding Amount Allocated:

3,000,000

Contact Phone Number for Project:

617-635-3914

Contact Email for Project:

naida.faria@boston.gov

Link to Website (optional):

Description:

Reopen Creative Boston fund is a \$3M grant program to cover expenses related to reopening the arts and culture sector and resuming cultural programming and services. The Arts and Culture sector has been identified as one of the hardest hit industries due to the cancelation of all live events and venue closures in 2020. As a result of the industry shut down, cultural organizations and venues do not have the revenues required to resume business at FY2019 levels. Additionally, there continues to be uncertainty around the economics of live events both in terms of successfully

booking full seasons of artistic content as well as consumer’s comfort level returning to in-person activities.

In order to mitigate these negative economic impacts, Reopen Creative Boston will offer two grants. Grants will be made up to \$50,000 to cover costs for restarting programs and reopening facilities. Eligible costs include payroll, facilities expenses, and costs related to ongoing organizational shifts in response to the negative economic impact of COVID-19 such as consulting services and new technology costs. Arts and Cultural organizations that operate and own cultural facilities will be eligible for an additional grant up to \$50,000.

We are working to launch Reopen Creative Boston at the same time as our Boston Cultural Council (BCC) grants, on Sept 1, 2021. By tying in the Reopen Creative Boston fund with the BCC grants we will create a level playing field for organizations applying so that they only have one application for multiple funding sources. Applicants will have the option of completing additional questions for the ARPA funds in order to be eligible for grants of \$50,000. Applications will close on October 15th and we will aim to make payments before the end of the calendar year.

Promoting Equitable Outcomes:

MOAC is addressing equity concerns by using the Boston Cultural Council application as the baseline questions for Reopen Creative Boston. The Boston Cultural Council application is focused on equity, and includes questions on: the demographics served and represented by the grantee, the amount of funding going to artists directly, and the grantee’s demonstrated commitment to DEIB (diversity, equity, inclusion, and belonging). All applications will be scored on these questions in addition to their financial need as a result of COVID-19. The Boston Cultural Council grant is also only available to organizations with budgets under \$2M and includes many first time grantees, BIPOC (Black, Indigenous, People of Color) organizations, and organizations that serve areas hardest hit by COVID-19. By leveraging that application and outreach process for ARPA, we hope to make it that much easier for those small and historically underserved organizations to access these federal funds. Lastly, we will be offering translations of the application in the top 10 languages spoken in Boston.

I. PERFORMANCE REPORT

Output measures / goals:

| Number | Metric | Time Frame for Metric |
|--------|---|-----------------------|
| 75 | Organizations supported by Reopen Creative Boston | By 2022 |
| 10 | Facilities/Venues supported by Reopen Creative Boston | By 2022 |

Outcome measures/goals:

| Number | Metric | Time Frame for Metric |
|--------|--------|-----------------------|
|--------|--------|-----------------------|



| | | |
|--|--|-----------|
| Increase in organizations and venues that are able to serve the public in FY22 | Arts and culture offerings | By FY2023 |
| Increase in rehires or new positions of artists and creative workers | Hiring of artists and creative workers | By FY2023 |

II. ADDITIONAL REQUIREMENTS FOR SELECT PROJECTS

Negative Economic Impacts (EC 2):

Number of workers enrolled in sectoral job training programs:

Not Applicable

Number of workers completing sectoral job training programs:

Not Applicable

Number of people participating in summer youth employment programs:

Not Applicable

III. SERVICE TO DISPROPORTIONATELY IMPACTED COMMUNITIES

BOSTON PUBLIC SCHOOLS STUDENT BEHAVIORAL HEALTH SUPPORTS

Cabinet/Department Owner:

Boston Public Schools

Project Expenditure Category:

EC 3.4 Education Assistance: Social, Emotional, and Mental Health Services

ID Number (Program & Subclass):

9530 9009

Funding Amount Allocated:

\$1,600,000

Contact Phone Number for Project:

857.389.6766



Contact Email for Project:

itabora@bostonpublicschools.org

Link to Website (optional):

Description:

Expand student and family support in the Boston Public Schools for behavioral health, including additional dollars to ensure a full time social worker in every school.

Promoting Equitable Outcomes:

This project will support BPS in ensuring that every Boston Public School has at least a 1.0 Social Worker, or equivalent in their school building and builds upon the district’s investment priorities. This project recognizes the complexity of trauma and the various modes of healing that must integrate the collectivist, indigenous, african and eastern cultures of our students. Social Workers will be providing both individual student and family support, while working to address racist and harmful structures and conditions in schools, and contributing to the design and implementation of school-wide culturally and linguistically sustaining practices.

BPS Students, families and school communities will be immediately affected by this change and have been involved in the following ways:

- **Schools** are involved in directly hiring their social worker from a pool of vetted and qualified candidates. Social workers report directly to the School Leader, who evaluates them. School team members will work collaboratively with the Social Worker in structures/processes such as SST, in the development of PD, and building school climate.
- **Families & Students:** Family participation is required in hiring processes at the school-level, therefore parents would have been a part of selecting a social worker for the schools. Social workers will work directly with students and families, either through their caseload work, or in whole-school community settings as needed. Beyond the direct connection, it is our goal to have students and families experience the impact of social workers in the shift of school culture, structures and practices towards those that are inclusive, culturally and linguistically sustaining and affirming.

Schools received notification immediately upon the district learning that funds would be directed towards this project. At the school community level, we will be sure to work with our SW and their school leaders on how to best introduce/communicate the SW and their role to parents and students.

I. PERFORMANCE REPORT

Output measures / goals:



| Number | Metric | Time Frame for Metric |
|--------|---|-----------------------|
| 13 | Full time social worker or social worker equivalent positions hired and placed in schools | Annual |
| TBD | Social Work Counseling Sessions | Annual |
| TBD | Students Served and rate of service | Annual |
| TBD | Warm hand off referrals to services/supports | Annual |
| TBD | Home visits (virtual and in person) | Annual |
| TBD | Social work co-facilitating SSTs | Annual |
| TBD | Classrooms using restorative practices in daily classroom culture (i.e. opening and closing circles for community building) | Annual |
| TBD | Restorative Justice circles kept to resolve harm or infractions | Annual |

Outcome measures/goals:

| Number | Metric | Time Frame for Metric |
|--------|--|-----------------------|
| TBD | Increase in Tier 1 instructional support to mitigate need for more intensive/targeted supports and services; requires collaboration with Instructional Leadership Teams (ILTs) | |
| TBD | Increase consistent understanding of SST within and across schools as measured in survey (baseline data obtained in SY20-21) | |

II. USE OF EVIDENCE FOR SELECT PROJECTS

A. If there is no evaluation being conducted on the project

Goals of the project:

The goal of this project is to provide at least a 1.0 social worker, or social worker equivalent at all Boston Public Schools. Social Workers will be providing both individual student and family support, while working to address racist and harmful structures and conditions in schools, and contributing to the design and implementation of school-wide culturally and linguistically sustaining practices.



If there is strong or moderate evidence, cite the evidence for why this intervention is appropriate (if not, please write “No strong or moderate evidence”):

No strong or moderate evidence

Total project spending allocated toward evidence-based interventions:

\$0

III. ADDITIONAL REQUIREMENTS FOR SELECT PROJECTS

Education Assistance (EC 3.1 - 3.5):

Number of students participating in evidence-based tutoring programs:

Not Applicable

BOSTON PUBLIC SCHOOLS FAMILY MENTORING AND LEADERSHIP

Cabinet/Department Owner:

Boston Public Schools

Project Expenditure Category:

3.5 Education Assistance: Other

ID Number (Program & Subclass):

9531 9010

Funding Amount Allocated:

\$400,000

Contact Phone Number for Project:

617-756-3646

Contact Email for Project:

mroberts@bostonpublicschools.org

Link to Website (optional):





Description:

This project will support us in strengthening school-based engagement efforts while at the same time expanding community-based access for families. The Pandemic highlighted for many schools the need for increasing their ability to effectively engage families as partners. To support schools in implementing high impact engagement efforts that support student achievement and school improvement, this project will expand the district's parent ambassador and cultural broker pipeline work. The model seeks to support linguistically and culturally diverse families that often face barriers to serving in leadership roles at the school and district level, or being effectively engaged as partners in educating their children. The district will work with partners to recruit families whose first language is not English. When parents gain leadership skills, they can be powerful advocates for equity. Therefore, parent ambassadors will help redesign and improve district recruitment efforts around parent leadership such as School Parent Councils and School Site Councils to ensure better representation. Additionally, parent ambassadors can help facilitate and support the district's Parent University expansion efforts within schools and the community. They also can support school-based efforts to engage families around student learning.

Promoting Equitable Outcomes:

The district will work with partners to recruit families whose first language is not English. This is a population that has been historically marginalized. Parent surveys through the Office of Family and Community Advancement Staff, school feedback during the pandemic, and School Committee and the EL Task Force Parent Engagement Subcommittee's historical feedback have contributed to this proposal. Additionally, the Office of Family and Community Advancement has participated in community engagement beginning with the Superintendent's 100 day tour through this year's Return, Recover and Reimagine public engagement sessions. In every session, including those with parents regarding use of ESSER funds, families, students and staff have shared the need for strong family engagement at the school level, and for the effective recruitment and support of families whose first language is not English as parent leaders on school and district decision-making and advisory bodies.

The outreach efforts will be conducted through partners serving specific linguistic communities, the district's Community Engagement Advisory Council, the Mayor's Office of Immigrant Advancement, and 124 school-based liaisons. Additionally, the district intends to leverage ethnic media to expand its reach to families and ensure awareness of the opportunities.

English learners and immigrant students represent over 40% of the district's student population, and are impacted by the achievement and opportunity gaps. By engaging families as partners in education, schools will better serve and educate students. Research by Tony Bryk (Organizing for School Improvement) and Maria Paredes of West Ed (Academic Parent Teacher Teams) demonstrates the lasting impact of effective engagement of parents as parents in education. Part of this work is ensuring that parents have the access and skills to effectively advocate for their children in an organization and environment shaped by dominant culture.

I. **PERFORMANCE REPORT**

Output measures / goals:



| Number | Metric | Time Frame for Metric |
|--------|--|-----------------------|
| TBD | Parents enrolled that transition be the parent ambassador roll | Annual |
| TBD | Parents trained as facilitators and recruiters for SSC, SPC or Parent University | Annual |

Outcome measures/goals:

| Number | Metric | Time Frame for Metric |
|--------|--|-----------------------|
| TBD | Improved parent representation on SSC and SPC | Annual |
| TBD | Self efficacy and satisfaction of parents participating in classroom based programming | Annual |
| TBD | Parent ambassador self efficacy | Annual |

II. USE OF EVIDENCE FOR SELECT PROJECTS

A. If there is no evaluation being conducted on the project

Goals of the project:

This project will support us in strengthening school-based engagement efforts while at the same time expanding community-based access for families.

If there is strong or moderate evidence, cite the evidence for why this intervention is appropriate (if not, please write “No strong or moderate evidence”):

According to the research, family engagement programs improve and support student achievement. Specifically, it was found that students earn higher grades and test scores, are less likely to be retained, attend school regularly, like school and adapt well to it, have better social skills, have fewer negative behavior reports, and graduate and go on to postsecondary education (Henderson & Mapp, 2002).

Total project spending allocated toward evidence-based interventions:

90%

III. **ADDITIONAL REQUIREMENTS FOR SELECT PROJECTS**

Education Assistance (EC 3.1 - 3.5):

Number of students participating in evidence-based tutoring programs:

Not Applicable

CHILDCARE BUSINESS DEVELOPMENT

Cabinet/Department Owner:

Mayor's Office of Women's Advancement

Project Expenditure Category:

EC 3.6 Healthy Childhood Environments: Child Care

ID Number (Program & Subclass):

9532-9032

Funding Amount Allocated:

430,000.00

Contact Phone Number for Project:

617-635-3138

Contact Email for Project:

Bostonwomen@boston.gov

Link to Website (optional):

Boston.gov/women

Description:

This project includes training and grants for Family Child Care (FCC) businesses. FCCs are small businesses that offer childcare in the provider's home. This project intends to focus on training these small business owners in technology and marketing and conducting developmental screenings. The training will take place in cohorts of 30 or fewer participants and is intended to enhance the provider's skill in the training area while also providing the provider with a community of similarly situated entrepreneurs to support them.

Entrepreneurs in the technology and marketing workshop cohort will receive a chromebook or



laptop and a grant in order to support their efforts to expand their childcare businesses.

MOWA plans to issue RFPs for these workshops in early 2022, with workshop cohorts taking place over the following two years. The intended outcomes of this program are to 1) improve FCC marketing and technology skills to help 50 Boston childcare providers serve more children and 2) teach 200 FCC providers how to conduct developmental screenings and follow up with families if additional intervention is warranted.

Promoting Equitable Outcomes:

The childcare industry in Boston is largely represented by women, specifically women of color and immigrants. Along with these intersections, the average salary of an early childcare educator is \$26,000, showing a need to support the providers. This effort will assist in not only closing economic gaps for this industry, but will increase more opportunities for working families to have accessible child care options.

Outreach to family child care providers will primarily focus on direct outreach to past applicants and grantees of the Childcare Entrepreneur Fund. MOWA will also rely on its network of community organizations and advocacy groups to share this opportunity in a number of languages that reflect Boston's residency. Targeted outreach efforts will be executed with the help of other departments (Language and Communication Access, Office of Neighborhood Services, Immigrant Advancement) to directly engage populations in-person and digitally (social media and email).

I. PERFORMANCE REPORT

Output measures / goals:

| Number | Metric | Time Frame for Metric |
|---------------|--|------------------------------|
| 3 | <i>Proposals submitted in response to RFP for technology and marketing workshops</i> | By June 30, 2022 |
| 5 | <i>Proposals submitted in response to RFP for developmental screening workshops</i> | By June 30, 2022 |
| 75 | <i>FCC applicants for the workshops</i> | Annual |
| | | |

Outcome measures/goals:

| Number | Metric | Time Frame for Metric |
|---------------|---------------|------------------------------|
|---------------|---------------|------------------------------|



| | | |
|-----|---|------------------|
| 50 | FCC operators completing marketing and technology workshops | By June 30, 2023 |
| 200 | FCC operators completing developmental screening workshops | By June 30, 2024 |
| 10% | Increase in family childcare businesses in Boston conducting developmental screenings | Annually |

II. USE OF EVIDENCE FOR SELECT PROJECTS

A. If there is no evaluation being conducted on the project

Goals of the project:

To increase the number of Family Childcares in Boston conducting developmental screenings by 10%

If there is strong or moderate evidence, cite the evidence for why this intervention is appropriate (if not, please write “No strong or moderate evidence”): :

As documented in [Boston’s Child-Care Supply Crisis, the Continued Impact of a Pandemic](#), during COVID fewer children were screened and referred to services. Between March 2020 and 2021, the United Way DRIVE system reports a 15% drop in the annual number of screens. Early Intervention (EI) referrals are down 12% with central Boston, Roxbury and Hyde Park seeing the steepest drops (-25%, -25% and -21%, respectively). These are also among the communities that have been hardest hit by the pandemic.

This decrease in developmental screening is concerning for young children. Developmental delays, learning disorders, and behavioral and social-emotional problems are estimated to affect one in every six children, but only 20–30 percent of these children are identified before they enter school. By using a validated screening tool, 70–80 percent of children needing support can be identified and connected to services to support their success. The more children we identify early, the less stress on families as some children’s developmental delays can be addressed and resolved prior to entering school. Developmental screening and connection to support services does not eliminate the need for special education but does mitigate that need by getting resources to children and their families to build developmental skills earlier.

The developmental screening tool that childcare providers will be trained to use, the Ages and Stages Questionnaire (“ASQ”), is a validated tool. In research published by the American Academy of Pediatrics, [one study found](#) that the ASQ-3 had 75% sensitivity and 81% specificity. Both “improved with testing age and in children who were born extremely premature.”

Total project spending allocated toward evidence-based interventions:



70%

III. ADDITIONAL REQUIREMENTS FOR SELECT PROJECTS

Healthy Childhood Environments (EC 3.6 - 3.9):

Number of children served by childcare and early learning (preschool/pre-K/ages 3 - 5):

0, Project hasn't started

Number of families served by home visiting:

0, Project hasn't started

WORKFORCE HIRING AND RETENTION FOR CHILDCARE SECTOR

Cabinet/Department Owner:

Mayor's Office of Women's Advancement

Project Expenditure Category:

EC 3.6 Healthy Childhood Environments: Child Care

ID Number (Program & Subclass):

9532 Subclass 9033

Funding Amount Allocated:

1,570,000

Contact Phone Number for Project:

617-635-3138

Contact Email for Project:

Bostonwomen@boston.gov

Link to Website (optional):

Boston.gov/women

Description:



The Childcare Sector, already a low-paying sector before the pandemic, has a severe workforce shortage. This workforce shortage limits childcare programs' ability to serve the number of children they are licensed to care for. In order to incentivize hiring, the Mayor's Office of Women's Advancement will provide direct grants to childcare businesses in the City who have hired new childcare staff (or rehired previously laid off staff) since July 1, 2021. Part of the grant will be for the hiring organization and part of the grant will be intended as a bonus for the employee themselves. Applications will open in late 2021 and be collected via google form; applications will be accepted on a rolling basis until 140 new hire grants have been distributed. Grants will be renewable annually in 2022 and 2023 for recipients still employed by the same organization in order to help bolster the pay in this sector and encourage retention. Childcare organizations may apply for up to two new employees per site in the first year. The intended outcomes of this program are to draw qualified caregivers back into the childcare workforce with better pay, help childcare workers remain in the field with augmented pay, and to help childcare businesses retain their workers with annual bonuses.

Promoting Equitable Outcomes:

In Boston, the childcare workforce is more than 40% immigrant, 60% people of color, and 90% women. These workers provide critical infrastructure to our economy and society but are among the lowest-paid employment sectors. This project helps increase pay for the childcare workforce, a highly racially/ethnically diverse, predominantly female sector.

This project also supports women's engagement in the workforce as a whole, since women are more likely than men to leave the workforce to care for their own children. When childcare is accessible and affordable, more women are able to work.

The outreach and engagement efforts we will use to target childcare businesses are 1) direct outreach via email, utilizing the contact lists we have already developed in our other childcare grant work, 2) reaching out to nonprofits and other government bodies in the childcare space to ensure they know about the program, 3) social media outreach, utilizing MOWA and the City's broad groups of social media followers, 4) mailings to all licensed childcare providers in the City of Boston and 5) providing outreach materials in at least 5 languages. MOWA will continue its partnership with the office of Immigrant advancement to assure equal representation amongst all communities and ethnic groups.

By utilizing our relationships with community partners, diversifying our outreach methods into both digital and paper, and building on our existing contacts with childcare providers we expect to garner a grantee pool that reflects the diversity of the current childcare workforce.

I. **PERFORMANCE REPORT**

Output measures / goals:

| Number | Metric | Time Frame for Metric |
|--------|--|-----------------------|
| 15 | Organizations share information about the hiring and retention program on social media | In the first year |

| | | |
|-----|--|----------------------------------|
| 200 | Recipients open email blast about grant program | Within 1 week of sending |
| 20 | Individuals reach out to MOWA with questions about the program | Within first 6 months of program |

Outcome measures/goals:

| Number | Metric | Time Frame for Metric |
|--------|---|-----------------------|
| 100 | Childcare businesses apply for grants | In the first year |
| 140 | Newly hired childcare employees in the City of Boston | In the first year |
| 110 | Retained childcare employees hired in the first year and receiving retention grants | In the second year |
| 80 | Retained childcare employees hired in the first year and receiving retention grants | In the third year |

II. USE OF EVIDENCE FOR SELECT PROJECTS

A. If there is an evaluation being conducted on the project

Evaluation Design:

Quasi-experimental design

Research question(s):

Can hiring bonuses help alleviate staffing shortages in the childcare field? Can annual retention bonuses incentivize childcare workers to remain at a workplace longer than the average childcare worker? Do hiring and retention bonuses help alleviate the burden of low worker pay in the childcare sector?

Y/N can disaggregate outcomes by demographics:

Yes

Estimated date of completion:

January 1, 2024



IV. ADDITIONAL REQUIREMENTS FOR SELECT PROJECTS

Healthy Childhood Environments (EC 3.6 - 3.9):

Number of children served by childcare and early learning (preschool/pre-K/ages 3 - 5):

0, Project hasn't started

Number of families served by home visiting:

0, Project hasn't started

ACQUISITION OPPORTUNITY PROGRAM

Cabinet/Department Owner:

Department of Neighborhood Development

Project Expenditure Category:

3.10 Housing Support:Affordable Housing

ID Number (Program & Subclass):

9527-9026

Funding Amount Allocated:

\$20,000,000

Contact Phone Number for Project:

617-635-0100

Contact Email for Project:

jessica.boatright@boston.gov

Link to Website (optional):

<https://www.boston.gov/housing/acquisition-opportunity-program>

Description:

The City has a rolling RFP for qualified nonprofit and for-profit developers to purchase units off of the private market and create long term income-restrictions for low- and moderate-income tenants. With the new ARPA funds in place, the City will issue an updated RFP based on the successful experience with the existing AOP, with the goal of accelerating acquisitions with ARPA funds. Developers have a choice to pre-qualify as AOP buyers or to apply on a



property-by-property basis. To qualify developers must keep the tenancies of residents in good standing, keep affordable rent levels for the units in the property long-term, agree to set aside at least 40 percent of the units for low- and moderate-income families, have investor-owned rental properties that are fully or partially occupied, and agree that no tenant in good standing will be displaced from their unit.

Promoting Equitable Outcomes:

DND encourages developers to apply who have not previously worked with DND, and offers assistance in supporting these developers to succeed. Also, this project is, at its core, an anti-displacement tool, and therefore seeks to keep people in their communities of choice by income-restricting their current homes. Developers often work with tenant organizations in identifying properties that might be a good match for AOP, and DND requires that developers engage with tenants to prevent displacement.

I. PERFORMANCE REPORT

Output measures / goals:

| Number | Metric | Time Frame for Metric |
|--------|--|-----------------------|
| 7 | Developers actively participating in AOP | Annual |

Outcome measures/goals:

| Number | Metric | Time Frame for Metric |
|--------|------------------------------------|-----------------------|
| 6 | Buildings Acquired through the AOP | Annual |
| 150 | Units Acquired through the AOP | Annual |

II. USE OF EVIDENCE FOR SELECT PROJECTS

A. If there is no evaluation being conducted on the project

Goals of the project:

The goal of this project is to increase affordable housing inventory, protect affordable rental housing stock, and prevent displacement across Boston neighborhoods through the acquisition of occupied buildings.



If there is strong or moderate evidence, cite the evidence for why this intervention is appropriate (if not, please write “No strong or moderate evidence”):

Boston’s Acquisition Opportunity Program helps buyers of unsubsidized housing purchase the property and income restrict it, providing an opportunity to both save existing tenants from displacement and create a long term source of affordable housing. In 2020, Enterprise released *Preserving Affordability, Preventing Displacement: Acquisition-Rehabilitation of Unsubsidized Affordable Housing in the Bay Area*.¹ This study provides case studies of efforts in San Francisco, San Mateo County, and Oakland to purchase existing, unsubsidized rental housing and convert these properties into income-restricted housing. Given that both the Bay Area and Greater Boston have high cost housing, and high development costs, this study is instructive to our efforts in Boston, where existing housing that is affordable to low- and moderate-income households are being lost due to rising rents.

This report outlines the benefits of “acquisition-rehabilitation” as a:

- Direct anti-displacement strategy that advances racial and economic equity through a place-based approach;
- Fast and cost-effective strategy [the per unit costs are cheaper than new construction];
- Flexible strategy that expands housing choices; and
- Long-term, environmentally sustainable strategy.²

In addition, Among anti-displacement strategies, Chapple and Loukaitou-Sideris state that the acquisition of unsubsidized affordable housing has a high potential for preventing displacement.³

Total project spending allocated toward evidence-based interventions:

\$20,000,000

III. ADDITIONAL REQUIREMENTS FOR SELECT PROJECTS

Household Assistance & Support (EC 2.2, 2.5, 3.10 - 3.12):

Number of people or households receiving eviction prevention service:

Not Applicable

¹Yelen, James (2020). *Preserving Affordability, Preventing Displacement: Acquisition-Rehabilitation of Unsubsidized Affordable Housing in the Bay Area*. Enterprise. Accessed August 16, 2021 at

<https://www.enterprisecommunity.org/resources/preserving-affordability-preventing-displacement-acquisition-rehabilitation-unsubsidized>

²Yelen, James (2020). Page 2.

³ Chapple, Karen and Anastasia Loukaitou-Sideris (2021) *White Paper on Anti-Displacement Strategy Effectiveness*. Prepared for the California Air Resources Board. Page 1. Accessed August 17, 2021, at

https://www.urbandisplacement.org/sites/default/files/images/carb_anti-displacement_policy_white_paper_3.4.21_final_accessible.pdf page 8.

Number of affordable housing units preserved or developed:

448

ADDITIONAL LAND ACQUISITION OPPORTUNITIES

Cabinet/Department Owner:

Department of Neighborhood Development

Project Expenditure Category:

3.10 Housing Support:Affordable Housing

ID Number (Program & Subclass):

9527-9027

Funding Amount Allocated:

\$2,000,000

Contact Phone Number for Project:

617-635-0100

Contact Email for Project:

jessica.boatright@boston.gov

Link to Website (optional):

Description:

Through development partners or direct City acquisition, DND will secure key vacant or underutilized property for affordable housing or commercial development. Funding can be prioritized for community land trusts or other community ownership models.

Promoting Equitable Outcomes:

DND's housing development efforts are aimed at creating opportunities for lower-income Bostonians to stay in and live in our City. In order to engage in funding opportunities, development teams must report on their equity & inclusion strategies, outlining how minority and women-owned businesses and minority and women workers will benefit from the economic development opportunities the projects create throughout the lifecycle of a project. Additionally, DND seeks to prioritize projects and/or properties in neighborhoods that do not currently meet (or exceed) the city-wide average of % of housing in a neighborhood that is income-restricted.

Too often, mission-oriented buyers seeking to increase housing affordability are unable to compete



for land because the speculative market drives up the price of land. Additionally, speculative buyers are able to adhere to short closing timelines that disadvantage buyers who depend on complex public funding sources. This acquisition-focused funding will allow buyers aligned with our affordable housing and equity goals to compete with these buyers by streamlining public processes specifically for acquisitions. Over time, this will support Boston's growth as a more equitable and inclusive city by distributing affordable housing across the city's neighborhoods.

I. PERFORMANCE REPORT

Output measures / goals:

| Number | Metric | Time Frame for Metric |
|--------|---|-----------------------|
| 4 | Developers actively engaged in property-specific acquisitions | End of FY 2022 |

Outcome measures/goals:

| Number | Metric | Time Frame for Metric |
|--------|--|---------------------------|
| 2 | Parcels purchased for affordable housing development | End of Calendar Year 2022 |

II. USE OF EVIDENCE FOR SELECT PROJECTS

A. If there is no evaluation being conducted on the project

Goals of the project:

- 1) Support developers to acquire at least two parcels of land for future affordable housing development
- 2) Create a system for flexible and quick deployment of city resources for land acquisition that is replicable for future purchases
- 3) Develop a fund to continue the program after initial funds are expended.

If there is strong or moderate evidence, cite the evidence for why this intervention is appropriate (if not, please write "No strong or moderate evidence"):

Among anti-displacement strategies, Chapple and Loukaitou-Sideris state that land acquisition that is placed within community control (such as a community land trust) has high potential for preventing displacement, largely because the future use of such properties is for income restricted

housing production.⁴ We do not have to look any further than the Boston neighborhood of Roxbury for an example of the effectiveness of a community land trust. Chapple and Loukaitou-Sideris summarize an evaluation of the Dudley Street Neighborhood Initiative as:

The most prominent and well-studied example of a CLT is the Dudley Street Neighborhood Initiative (DSNI) in Boston, which had notable stabilizing effects on the residents of the neighborhood. DSNI is a CLT that covers 225 permanently affordable housing units, commercial and nonprofit space, as well as community amenities like a playground, urban farm, and more. Because of the CLT's presence in the neighborhood, its residents were less hard hit by the Great Recession of 2007-2009 (Louie, 2016)⁵. DSNI, which owned the land and leased out the housing to the residents, had ensured that no subprime mortgages were sold in the neighborhood; therefore, foreclosures during that time were minimal. Compared to a similar sized area nearby that had 85 foreclosures in 2008 and 2009, DSNI only had 1 (Louie, 2016).⁶

Total project spending allocated toward evidence-based interventions:

\$2,000,000

III. ADDITIONAL REQUIREMENTS FOR SELECT PROJECTS

Household Assistance & Support (EC 2.2, 2.5, 3.10 - 3.12):

Number of people or households receiving eviction prevention service:

Not Applicable

Number of affordable housing units preserved or developed:

40

CREDIT BOOSTER PROGRAM

Cabinet/Department Owner:

Department of Neighborhood Development

Project Expenditure Category:

3.12 Housing Support:Other Housing Assistance

⁴Chapple, Karen and Anastasia Loukaitou-Sideris (2021) *White Paper on Anti-Displacement Strategy Effectiveness*. Prepared for the California Air Resources Board. Page 1. Accessed August 17, 2021, at https://www.urbandisplacement.org/sites/default/files/images/carb_anti-displacement_policy_white_paper_3.4.21_final_accessible.pdf

⁵Louie, M. (2016). *Community Land Trusts: A Powerful Vehicle For Development without Displacement*. Page 31.

⁶ Chapple, Karen and Anastasia Loukaitou-Sideris (2021). Page 61.

ID Number (Program & Subclass):

9538-9023

Funding Amount Allocated:

\$500,000

Contact Phone Number for Project:

617-635-0548

Contact Email for Project:

maureen.flynn@boston.gov

Link to Website (optional):

Description:

This program will provide an incentive, in the form of a \$5,000 grant, to low and moderate income homebuyers who can raise their credit score by at least 20 points to a minimum score of 680 by taking a credit bootcamp or counseling program at an approved non-profit partner agency. Funds will be distributed through an RFP process to qualified non-profit partner agencies, who currently conduct credit boot camp type counseling programs. The intended outcome is to have 70 percent of enrollees increase their credit score to 680 within two years. The program will be up and running by January 2022.

Promoting Equitable Outcomes:

We intend to serve low and moderate income, primarily BIPOC first time homebuyers who have been shut out of the homebuying market because of a low credit score.

Our non-profit agencies will use social media, email blasts, and outreach through existing programs to recruit participants. The City will also use the same to direct participants to the program.

Our project will help close the racial homeownership gap by assisting primarily BIPOC residents to become homeowners in Boston.

I. PERFORMANCE REPORT

Output measures/goals:

| Number | Metric | Time Frame for Metric |
|--------|--|-----------------------|
| 100 | Individuals enrolled in the Credit Booster Program | Annual |



Outcome measures/goals:

| Number | Metric | Time Frame for Metric |
|--------|---|-----------------------|
| 70% | Enrollees of the credit booster program who get their credit score up to 680 within two years | Annual (progress) |

II. USE OF EVIDENCE FOR SELECT PROJECTS

A. If there is no evaluation being conducted on the project

Goals of the project:

The goal of the project is to close the racial homeownership gap in Boston, primarily for low and moderate income buyers.

If there is strong or moderate evidence, cite the evidence for why this intervention is appropriate (if not, please write “No strong or moderate evidence”):

One of the barriers to home ownership and being able to take advantage of affordable mortgage products is poor credit. For example, the state’s two main affordable mortgage products offered by MHP and MassHousing, require at least a 640 credit score. These products are very advantageous for first time homebuyers and low- and moderate income households because they offer low interest rates, low fees, and depending on the program, low or no private mortgage insurance costs.

Credit is also an equity issue. The difference in average credit scores in Boston neighborhoods vary by the racial makeup of the neighborhood. According to a recent Federal Reserve Bank of Boston report, half of consumers in Roxbury and Mattapan have credit scores below 660 (considered “subprime”) compared to just eight percent of the consumers in the Beacon Hill neighborhood and approximately one-third “of the residents of Roxbury and Mattapan have debt collections on their credit reports, compared to just five percent in several higher-income Boston neighborhoods.”⁷

This program is designed to assist city of Boston residents to overcome barriers to homeownership. For those residents who have experienced credit or debt issues, more in-depth counseling is needed and a financial education program will help these residents to continue towards their financial goals.

The bootcamps will consist of 3 hours of financial literacy training, one-to-one counseling, budget development and a program to incentivize savings.

The goal of the program would be to help Boston residents improve their credit scores by working with a counselor to budget and remediate debt and credit issues so that by the end of the program their credit score would see a significant improvement allowing them to open the path to homeownership. Credit counselors will work with the participants over a two year period, monitoring their process and providing on-going support and counseling to meet their goals. Our secondary goal is to have more low- and moderate-income households and households of color be

⁷ Federal Reserve Bank of Boston, Issue Brief | 2018-2 | June 27, 2018 The Concentration of Financial Disadvantage: Debt Conditions and Credit Report Data in Massachusetts Cities and Boston Neighborhoods

able to take advantage of the affordable mortgage products and avoid taking mortgage products that are more costly to them.

Increasing credit scores in majority-minority neighborhoods will increase homebuying opportunities for households of color, and in-turn, create more wealth for households and in neighborhoods of color.

Total project spending allocated toward evidence-based interventions:

\$500,000

I. ADDITIONAL REQUIREMENTS FOR SELECT PROJECTS

Household Assistance & Support (EC 2.2, 2.5, 3.10 - 3.12):

Number of people or households receiving eviction prevention service:

Not Applicable

Number of affordable housing units preserved or developed:

Not applicable

FIRST GENERATION MARCHED SAVING HOMEBUYER PROGRAM

Cabinet/Department Owner:

Department of Neighborhood Development

Project Expenditure Category:

3.12 Housing Support:Other Housing Assistance

ID Number (Program & Subclass):

9538-9024

Funding Amount Allocated:

\$500,000

Contact Phone Number for Project:

617-635-0458

Contact Email for Project:



maureen.flynn@boston.gov

Link to Website (optional):

Description:

Funding will be used to supplement our existing partnership with the Massachusetts Affordable Housing Alliance (MAHA) so that income qualified first generation Boston buyers can be enrolled in MAHA’s current first generation homebuying program called STASH. Enrollees receive financial literacy and individualized coaching, and a 2:1 grant match of up to \$5,000, provided they can save \$2,500. The grant money can be used by the buyers toward the purchase of a home. The funds will be distributed to MAHA through an amendment to an existing grant agreement. With these funds, we expect to have 125 new participants enrolled in the program with approximately 80 (64%) of those participants purchasing homes.

Promoting Equitable Outcomes:

Our main goal is to serve low- and moderate-income first generation BIPOC buyers who historically have not had access to familial sources of wealth/cash for a downpayment. MAHA uses social media, email blasts and outreach to home buying education class participants to recruit participants into their program. Currently, there is a waiting list to participate. This program will help close the racial homeownership gap by providing financial support to income qualified predominantly BIPOC first generation buyers. The current program has been in existence since 2019. To date, 97% are BIPOC buyers and over 82% are women.

I. PERFORMANCE REPORT

Output measures / goals:

| Number | Metric | Time Frame for Metric |
|--------|---|-----------------------|
| 125 | Individuals enrolled in the First Gen program | Annual |

Outcome measures/goals:

| Number | Metric | Time Frame for Metric |
|--------|--|-----------------------|
| 64% | Enrollees who purchased a home in Boston | Annual |

II. USE OF EVIDENCE FOR SELECT PROJECTS

A. If there is no evaluation being conducted on the project

Goals of the project:



The goal of the project is to increase the number of BIPOC first generation low and moderate income homeowners in Boston. Funds from ARPA will be used to support and expand an existing program/project.

If there is strong or moderate evidence, cite the evidence for why this intervention is appropriate (if not, please write “No strong or moderate evidence”):

Boston is among the first cities to have a homeownership program focused on first generation homebuyers. As such, no studies have been completed on this type of program. Research from the Urban Institute suggests such a program could be very important for overcoming barriers to homeownership, especially for households of color. According to a 2018 Urban Institute study, “Having a homeowner parent increases a young adult’s likelihood of being a homeowner by 7 to 8 percentage points.”⁸ In a 2021 follow up study, the Urban Insitute found a downpayment assistance program focused on first generation buyers would help to reduce the wealth disparities between white and non-white households, by helping upwards of 2.5 million households nationwide become homeowners.⁹ In August 10, 2021 testimony to the Boston City Council on this topic, Urban Institute’s Janneka Ratcliffe outlines the importance of multi-generational homeownership, “[Homeownership] forms the basis for further wealth by funding businesses, paying for higher education, and helping children buy their first home. In fact, all else equal, we find that when parents own a home, their children are more likely to be homeowners as young adults (ages 18–34).” She went on to add that it’s not enough that someone’s parents owned a home at some point in their childhood, but that, “Our research shows that only continuous homeownership by parents over the 16-year study period led to statistically higher home ownership for their children. In other words, parents having a late start to homeownership or intermittent episodes of homeownership does not have the same wealth-building effect as sustained homeownership.”¹⁰

Total project spending allocated toward evidence-based interventions:

100%

I. ADDITIONAL REQUIREMENTS FOR SELECT PROJECTS

Household Assistance & Support (EC 2.2, 2.5, 3.10 - 3.12):

Number of people or households receiving eviction prevention service:

Not Applicable

⁸Choi, Jung Hyun, Jun Zhu, and Laurie Goodman (2018). *Intergenerational Homeownership: The Impact of Parental Homeownership and Wealth on Young Adult’s Tenure Choices*. Urban Institute, Page V. Accessed August 16, 2021 at <https://www.urban.org/research/publication/intergenerational-homeownership>.

⁹ Ratcliffe, Janneka and Jung Hyun Choi (2021). “Down Payment Assistance Focus on First-Generation Buyers Could Help Millions Access the Benefits of Homeownership.” *Urban Wire: The blog of the Urban Institute*, (April 7). August 16, 2021 at <https://www.urban.org/urban-wire/down-payment-assistance-focused-first-generation-buyers-could-help-millions-access-benefits-homeownership>.

¹⁰ Ratcliffe, Janneka (2021). “Homeownership Assistance, including for First-Generation Homeowners Statement of Janneka Ratcliffe, before the Committee on Housing & Community Development, Boston City Council.” August 10. Accessed August 16, 2021 at <https://www.urban.org/research/publication/homeownership-assistance-including-first-generation-homeowners>.

Number of affordable housing units preserved or developed:

Not applicable

HOUSING SEARCH AND STABILIZATION SERVICES FOR BHA VOUCHERS

Cabinet/Department Owner:

Boston Housing Authority

Project Expenditure Category:

3.12 Housing Support: Other Housing Assistance

ID Number (Program & Subclass):

9538-9022

Funding Amount Allocated:

\$200,000

Contact Phone Number for Project:

(978)697-0361

Contact Email for Project:

joel.wool@bostonhousing.org

Link to Website (optional):

Description:

The Boston Housing Authority (BHA), a subgrantee of the City of Boston, will stabilize renter households by expanding programming to support the hardest hit households with housing search and stabilization services for BHA vouchers.

The BHA will preserve and expand its capacity to support housing search for Section 8 voucher holders and, as appropriate, tenants in other BHA-administered voucher programs who lack housing search services. The new and extended staff support will enable BHA to provide housing search services during a critical period in 2021-2022 when the City of Boston, region and country are seeking to recover from the multiple impacts of COVID-19.

Given the extreme discrimination faced by voucher holders (as documented by a recent Suffolk University report), the BHA will also step up efforts to recruit landlords within its service territory to house voucher holding tenants.



Promoting Equitable Outcomes:

The BHA is a Public and Local Housing Authority, administering federally- and state-funded rental housing as well as the Section 8 Voucher program, and its tenants are predominantly extremely low-income residents. The majority of BHA renters hail from underserved and/or historically marginalized communities. BHA’s communities are diverse in ethnicity, origin and language.

Voucher holders face severe discrimination in Boston’s rental market and typically cannot access units advertised by real estate brokers. While source of income discrimination is a violation of state fair housing law, and while the BHA has partnered with fair housing enforcement agencies to deter discriminatory actions in the real estate market, the problems facing voucher holders persist. As such, it is appropriate to take additional measures to mitigate the barriers to fair housing choice, including expanding housing search services for this population.

I. PERFORMANCE REPORT

Output measures / goals:

| Number | Metric | Time Frame for Metric |
|--------|---|-----------------------|
| 100 | New Landlords taking Section 8 vouchers | Annual |
| 250 | Families provided housing search. | Annual |

Outcome measures/goals:

| Number | Metric | Time Frame for Metric |
|--------|---|-----------------------|
| 250 | Families housed through expanded housing search | Fall 2021 - Fall 2022 |

II. USE OF EVIDENCE FOR SELECT PROJECTS

A. If there is no evaluation being conducted on the project

Goals of the project:

To preserve and expand its capacity to support housing search for Section 8 voucher holders and, as appropriate, tenants in other BHA-administered voucher programs who lack housing search services by adding new staff support.

If there is strong or moderate evidence, cite the evidence for why this intervention is appropriate (if not, please write “No strong or moderate evidence”):

No strong or moderate evidence

Total project spending allocated toward evidence-based interventions:



\$0

HOUSING PILOT FOR FAMILIES IMPACTED BY VIOLENCE

Cabinet/Department Owner:

Department of Neighborhood Development

Project Expenditure Category:

3.12 Housing Support:Other Housing Assistance

ID Number (Program & Subclass):

9538-9028

Funding Amount Allocated:

\$200,000

Contact Phone Number for Project:

617-635-0247

Contact Email for Project:

taylor.cain@boston.gov

Link to Website (optional):

Description:

Through a nonprofit partner, DND will provide support and services to low and moderate income households impacted by violence to ensure housing stability. Services will be procured in Q1 of FY21 to start in Q2.

Promoting Equitable Outcomes:

This project aims to address the housing related needs of households who have been impacted by community violence. The City of Boston, alongside other key stakeholders, have already established a bi-weekly Housing Assistance Network for households who have experienced violence to allow social service providers, medical providers, and other relevant stakeholders to coordinate care for households who have been impacted by violence in their communities. Many of the households assisted through this coordination are households of color, oftentimes single female heads of household, who are caring for children and other loved ones in the aftermath of community



violence. The City will leverage this existing network to connect with households who are connected to existing organizations as part of their trauma response and medical care. This project will enable impacted households to re-establish a sense of safety by facilitating connections to new housing either within the City of Boston or outside the City of Boston.

I. PERFORMANCE REPORT

Output measures / goals:

| Number | Metric | Time Frame for Metric |
|--------|---|-----------------------|
| 70 | Households receiving housing related assistance | Annual |

Outcome measures/goals:

| Number | Metric | Time Frame for Metric |
|--------|---|-----------------------|
| 75% | Households secure new permanent housing | Annual |

II. USE OF EVIDENCE FOR SELECT PROJECTS

A. If there is no evaluation being conducted on the project

Goals of the project:

The goals of this project are to secure new housing for households impacted by community violence to prevent doubling up of households and minimize risk of homelessness.

If there is strong or moderate evidence, cite the evidence for why this intervention is appropriate (if not, please write “No strong or moderate evidence”):

No strong or moderate evidence

Total project spending allocated toward evidence-based interventions:

\$0

III. ADDITIONAL REQUIREMENTS FOR SELECT PROJECTS

Household Assistance & Support (EC 2.2, 2.5, 3.10 - 3.12):

Number of people or households receiving eviction prevention service:

Not Applicable



Number of affordable housing units preserved or developed:

Not Applicable

GREEN RESIDENTIAL BUILDING RETROFITS

Cabinet/Department Owner:

Environment

Project Expenditure Category:

EC 3.13 Social Determinants of Health: Other

ID Number (Program & Subclass):

9539-9013

Funding Amount Allocated:

\$500,000

Contact Phone Number for Project:

617-635-1385

Contact Email for Project:

hannah.payne@boston.gov

Link to Website (optional):

Description:

The City of Boston will develop programs to support efficiency, electrification and renewable energy (e.g., solar PV, battery storage, heat pump installation) in residential buildings, including addressing barriers to such installations, like roof replacement and electrical upgrades. This will be done in concert with community service providers to leverage existing programs, such as weatherization incentives. Disbursement of funds will primarily occur in Q1 and Q2 of 2022, through grants to entities administering such services. By making programs more accessible to EJ communities, this project is intended to improve air quality and decrease energy cost burden for residents.

Promoting Equitable Outcomes:



This project is intended to bring the benefits of efficient homes powered by renewable energy to Environmental Justice communities. We will partner with trusted local community groups to conduct outreach to low- and moderate-income residents in Qualified Census Tracts, including in languages other than English. We will also collect demographic data for program participants to measure the populations that are benign served by this program.

I. PERFORMANCE REPORT

Output measures / goals:

| Number | Metric | Time Frame for Metric |
|--------|--|-----------------------|
| 65 | Households installing some combination of solar PV, battery storage, and/or heat pumps | 2022-2023 |

Outcome measures/goals:

| Number | Metric | Time Frame for Metric |
|----------|--|-----------------------|
| \$47,000 | Projected average energy savings per household over 25 years | 2022-2023 |

II. USE OF EVIDENCE FOR SELECT PROJECTS

A. If there is no evaluation being conducted on the project

Goals of the project:

Improve air quality and decrease energy cost burden for residents by supporting efficiency, electrification and renewable energy in residential buildings in Environmental Justice communities.

If there is strong or moderate evidence, cite the evidence for why this intervention is appropriate (if not, please write “No strong or moderate evidence”): :

- Reducing energy cost burden
 - A [National Renewable Energy Laboratory study](#) on two Colorado low-income rooftop solar programs resulted in an average \$400 annual savings for participants.
 - An [ACEEE study](#) estimated that if the low-income housing stock were brought up to the efficiency level of the average U.S. home, 35% of the low-income energy burden could be eliminated.
- Improving air quality



- A [Rocky Mountain Institute report](#) documented the connection between gas appliances and increased levels of pollutants, including carbon dioxide and nitrogen oxide, that impact residents' health. Low-income households are at higher risk.
- An [analysis appearing in Applied Energy](#) showed that electrification can bring notable health benefits, especially when coupled with decarbonization of the power sector.

Total project spending allocated toward evidence-based interventions:

\$500,000

SOCIAL DETERMINANT OF HEALTH COMMUNITY GRANT PROGRAM

Cabinet/Department Owner:

Boston Public Health Commission

Project Expenditure Category:

EC 3.13 Social Determinants of Health: Other

ID Number (Program & Subclass):

9539-9041

Funding Amount Allocated:

\$2,500,000

Contact Phone Number for Project:

617-794-9868

Contact Email for Project:

mbovenzi@bphc.org

Link to Website (optional):

Description:

These funds will support sustainability of local non-profit community-based organizations & family childcare small businesses (Organizations) that promote and provide resources for food insecurity, active living, environmental health, healthy housing, and chronic disease prevention in

lower-income neighborhoods, with a focus on the Boston neighborhoods most adversely impacted by COVID-19 infections. The funds will address six of the Key Recommendation areas in the Healthy Equity Now Plan: (Rec 2) Provide Meaningful Employment, (Rec 3) Provide Quality Housing, (Rec 5) Eliminate Food Insecurity, (Rec 6) Provide Free or subsidized child care, (Rec 8) Promote Active Living and (Rec 9) Invest in Youth.

We will fund up to 75 Organizations with a sustainability grant to support program operations, payroll, services, and activities. These organizations provide meaningful employment and provide services directly to Boston residents. The focus will be on Organizations serving residents who live in Dorchester, East Boston, Hyde Park, Mattapan, and Roxbury. Some examples of possible funded activities include: supporting payroll and benefits for employees (Rec 2), rental or mortgage assistance (Rec 2, 3), continuity of food insecurity, active living, or youth programs and education (Rec 5, 8, 9), improvements to Organization facilities including housing (Rec 3), childcare scholarships for families (Rec 2, 6, 9.)

We will put out an RFP with a menu of allowable expenses for the project and ask organizations to tell us who they serve, and describe how they intend to spend the funds. The funds will be delivered directly to the Organizations through subcontract from BPHC, and will be managed by the Division of Chronic Disease Prevention and Control. The Division will work in coordination with related city departments to ensure this effort is in line with related city efforts.

Promoting Equitable Outcomes:

Community-Based Organizations and Family child care small businesses (Organizations) are the backbone of promoting health in our neighborhoods. They are on the ground and in tune to the resident's needs. As highlighted in the Health Equity Now Plan, our focal neighborhoods have the highest number of residents with un and under employment, food insecurity, chronic disease, and housing instability.

Organizations are both key partners to reaching residents and employers of residents. COVID amplified the needs of the residents and, in turn, the organizations that serve them. Boston's family childcare small businesses are overwhelmingly owned by lower-income women of color, immigrants, and people whose primary language is not English. Many childcare programs closed during the pandemic, and families have lost childcare they rely on to work. These sustainability grants will support additional programs from closing, ensuring meaningful employment and services to the community.

Our Bureau has a strong collaborative network, and track record of partnership with CBO and childcare partners; we will outreach through this network. Many of the Organizations that we will reach are low-resourced and have suffered during the pandemic. These grants will provide important sustainability funds and allow them to continue to serve the community during an enhanced time of need. These organizations are essential to the health, wellness and financial security infrastructure in our neighborhoods.

I. PERFORMANCE REPORT

Output measures / goals:



| Number | Metric | Time Frame for Metric |
|--------|---|-----------------------|
| 40 | # of FCC programs | Annual |
| 320 | # of children enrolled in the 40 FCC programs | Annual |
| 35 | # of CBOs supported | Annual |

Outcome measures/goals:

| Number | Metric | Time Frame for Metric |
|--------|---|-----------------------|
| 100% | Organizations offering services that address at least 1 of the six identified Health Equity Now Plan Key Recommendation areas: 2, 3, 5, 6, 8 and 9. | Annual |

IV. USE OF EVIDENCE FOR SELECT PROJECTS

C. If there is no evaluation being conducted on the project

Goals of the project:

To ensure fiscal stability of neighborhood-based community organizations

If there is strong or moderate evidence, cite the evidence for why this intervention is appropriate (if not, please write “No strong or moderate evidence”):

No strong or moderate evidence

Total project spending allocated toward evidence-based interventions:

\$0

TRAFFIC CALMING AND STREET SAFETY IMPROVEMENTS

Cabinet/Department Owner:

Streets

Project Expenditure Category:

3.13 Social Determinants of Health:Other



ID Number (Program & Subclass):

9539-9030

Funding Amount Allocated:

\$2,000,000

Contact Phone Number for Project:

617-635-4156

Contact Email for Project:

stefanie.seskin@boston.gov

Link to Website (optional):

boston.gov/slow-streets/grove-hall
boston.gov/slow-streets/highland-park
boston.gov/slow-streets/roc

Description:

Through our neighborhood-based traffic-calming program, we will construct street design changes that self-enforce safe driving behaviors. These changes include proven safety countermeasures such as curb extensions and raised crosswalks, as well as general application of speed humps to slow speeds to 20 MPH.

Each self-contained zone of traffic-calming interventions will be constructed in 2021 and 2022, depending on weather and contractor availability. ARPA funds will pay for the labor and materials costs of these interventions.

For each neighborhood, we have partnered with the relevant civic association to identify priority intersections and streets for intervention. All residents in the area were invited to participate in the design process.

Our primary goal is to reduce the speed of drivers as they travel through these neighborhood streets. While our default speed limit is 25 MPH, these traffic-calmed zones are designed for an operating speed of 20 MPH or under. As an outcome, we anticipate fewer crashes that result in serious or fatal injury.

Promoting Equitable Outcomes:

Our traffic-calming program prioritizes neighborhoods where we expect more vulnerable road users: neighborhoods that are home to higher numbers of youth, elders, and people with disabilities and where people are more likely to travel by foot or bike including public parks, public schools, libraries, community centers, and bus and rail transit stops. We also give priority to areas where higher numbers of injury-causing crashes have occurred in the past three years. Research shows us that elders, youth, and people with disabilities are more likely to be seriously injured or killed in car



crashes.

By focusing on factors that identify people who are most likely to be impacted by traffic violence, this prioritization also leads to communities that have higher percentages of racial and ethnic minorities and areas with higher numbers of households experiencing poverty. This is not a surprising outcome given what we know about how crises compound against people who have been marginalized. National research has demonstrated that serious traffic crashes more likely to occur in areas with higher numbers of non-white residents. Research done in Boston and in Portland, OR indicate that drivers are less likely to yield to Black pedestrians.

We intentionally partner with a known community resident and organization, which helps us establish trust at the outset of design. We learn about community members' needs and their historical contexts through community walks, in-person drop-by sessions, widely-available surveys, and public open house meetings. All information is shared in at least English and Spanish, with additional translation and interpretation provided based on the specific population of the neighborhood (e.g., Haitian Creole). Ultimately, the constructed designs are in direct response to the needs stated by community residents during our engagement process.

I. PERFORMANCE REPORT

Output measures / goals:

| Number | Metric | Time Frame for Metric |
|---------------|---|------------------------------|
| 98 | <i>Constructed speed humps</i> | <i>By Summer 2022</i> |
| 4 | <i>Raised crosswalks</i> | <i>By Summer 2022</i> |
| 9 | <i>Intersections with curb extensions or crossing islands</i> | <i>By Summer 2022</i> |
| 1 | <i>Mini Roundabout</i> | <i>By Summer 2022</i> |

Outcome measures/goals:

| Number | Metric | Time Frame for Metric |
|---------------|---|---|
| 85% | <i>Drivers travel at or under 25 MPH</i> | <i>1 year and 3 years post-construction</i> |
| 50% | <i>Reduction in number of drivers traveling 10 MPH or more over the speed limit</i> | <i>1 year and 3 years post-construction</i> |

II. USE OF EVIDENCE FOR SELECT PROJECTS

A. If there is no evaluation being conducted on the project

Goals of the project:



- Use built traffic-calming devices to self-enforce safe speeds on neighborhood streets
- Invest in non-white communities, where historical investments may have not been made at equal levels
- Improve safety and quality of life for residents

If there is strong or moderate evidence, cite the evidence for why this intervention is appropriate (if not, please write “No strong or moderate evidence”):

- FHWA Proven Safety Countermeasures
- Safety Effects of Marked versus Unmarked Crosswalks at Uncontrolled Locations: Final Report and Recommended Guidelines (FHWA-HRT-04-100)
- FHWA Engineering Speed Management Countermeasures: A Desktop Reference of Potential Effectiveness in Reducing Speed
- FHWA Safe Transportation for Every Pedestrian (STEP)
 - Guide for Improving Pedestrian Safety at Uncontrolled Crossing Locations (FHWA-SA-17-072)
 - Raised Crosswalk Countermeasure Tech Sheet
 - Crosswalk Visibility Enhancements Tech Sheet
 - Pedestrian Refuge Island Tech Sheet
- FHWA/ITE Traffic Calming EPrimer
 - Speed Humps
 - Speed Table/Raised Crosswalk
 - Median Island
 - Mini Roundabout

Total project spending allocated toward evidence-based interventions:

\$2,000,000

COMMUNITY VIOLENCE INTERVENTION PROGRAM (PART 1)

Cabinet/Department Owner:

Boston Public Health Commission

Project Expenditure Category:

EC 3.16 Social Determinants of Health: Community Violence Interventions

ID Number (Program & Subclass):

9542-9040

Funding Amount Allocated:

\$1,000,000 total - \$200,000 to BPHC

Contact Phone Number for Project:



617-534-7721

Contact Email for Project:

undulue@bphc.org

Link to Website (optional):

Description:

This project seeks to expand BPHC's case management services with a specific focus on addressing gaps relating to outreach and engagement to proven-risk men over the age of 25 in the city of Boston. This initiative will perform the following core activities:

- **Outreach:** Assess and identify "Proven Risk" or affiliates of known "Proven Risk" individuals over 25 years of age to engage them in services. (This may include current Safe and Successful Youth Initiative clients who are "aging out" of the program.)
- **Case Management:** Provide case management services to eligible men over the age of 25. Case management services include Covid-19 related health services and supplies, re-entry planning, an assessment of social needs, creating a service plan, coordination of services for clients, and transition planning upon the conclusion of the service plan. **PLEASE NOTE: On a case-by-case basis MHI may enroll individuals outside the targeted age, race, and gender demographic.**
- **Connection to Services:** Connect MHI clients to health and social resources including Covid-19 information, vaccinations, education, employment, legal (court advocacy/probation/parole) behavioral health services and other necessary stabilizing efforts such as nutritional support & emergency housing referrals.
- **Training and Technical Support:** The proposed initiative will convene an affinity group of providers who are actively engaged in City-Wide violence prevention/intervention activities. The objective of the affinity/training/technical support group is to improve outcomes, enhance knowledge & skills and to ensure fidelity of programming across all core providers to collaboratively address challenges and barriers via group case conferences. These providers are: Inner-city Weightlifting, Youth Options Unlimited (Y.O.U.), Youth Connect, College Bound Dorchester, ROCA Boston and Boston Medical Center's Violence Intervention Advocacy Program (V.I.A.P.).

Promoting Equitable Outcomes:

This project seeks to address inequitable rates of Covid-19 infection, vaccinations and community violence experienced by proven risk males over the age of 25. The target communities of Mattapan, Dorchester, Hyde Park and Roxbury are populated by majority residents of color and represent the highest rates of firearm activity and victimization in the city. In 2020-2021, males over the age of 25 have been identified via Boston Police data as the highest risk for being perpetrators and victims of gun violence in the City of Boston. Additionally, these neighborhoods have the highest rates Covid-19 infections and lowest rates of vaccination.

We will outreach to these communities using proven practices of community engagement. Staff will outreach to clients in multiple venues including prisons, jails, probation, youth services, and through community-based organizations designed to support proven risk individuals.

I. PERFORMANCE REPORT

Output measures / goals:

| Number | Metric | Time Frame for Metric |
|---------------|---|------------------------------|
| 40 | Outreach Enrollment & Case Management # of Clients enroll in MHI developmental case management services and are retained for a minimum of 90 days | 10 months |
| 40 | Covid-19 Education # Clients receive increased knowledge and support to access vaccination/testing sites. Clients also receive education about COVID-19 prevention and vaccination including debunking of common myths and misinformation | 10 months |
| 40 | PPE distribution # of Clients receive PPE to prevent COVID-19 infection | 10 months |
| 12 | Training/Technical Support # of convenings of affinity group of (5) providers who are actively engaged in City-Wide violence prevention/intervention activities | 10 months |

Outcome measures/goals:

| Number | Metric | Time Frame for Metric |
|---------------|--|------------------------------|
| 90% | Outreach Enrollment & Case Management | 10 months |



| | | |
|------|---|-----------|
| | Clients are active in strength based, stabilizing developmental activities. | |
| 80% | Race, ethnicity, gender, income, and other relevant factors Clients enrolled in MHI programming are males of color from neighborhoods most impacted by Covid-19 and community violence. | 10 months |
| 100% | Covid-19 Education Clients have increased knowledge of how to access vaccinations | 10 months |
| 100% | PPE distribution and education Clients receive PPE from MHI and have increased knowledge of how to access additional PPE supplies | 10 months |
| 100% | Training/Technical Support # of Training/Technical support participants have increased knowledge and capacity to enroll and more effectively serve the identified MHI demographic. | 10 months |

II. **USE OF EVIDENCE FOR SELECT PROJECTS**

A. **If there is no evaluation being conducted on the project**

Goals of the project:

To address inequitable rates of Covid-19 infection, vaccinations and community violence experienced by proven risk males over the age of 25.

If there is strong or moderate evidence, cite the evidence for why this intervention is appropriate (if not, please write “No strong or moderate evidence”):

No strong or moderate evidence

Total project spending allocated toward evidence-based interventions:



\$0

COMMUNITY VIOLENCE INTERVENTION PROGRAM (PART 2)

Cabinet/Department Owner:

Health and Human Services

Project Expenditure Category:

EC 3.16 Social Determinants of Health: Community Violence Interventions

ID Number (Program & Subclass):

9542-9040

Funding Amount Allocated:

\$800,000

Contact Phone Number for Project:

617-635-1455

Contact Email for Project:

Marta.Rivera@boston.gov

Link to Website (optional):

Description:

HHS/ OPS will direct funding to the system-involved and proven-risk population in our city that is mostly responsible for the increase in gun violence which unfortunately did not subside during the pandemic. The increase in homicides in Boston in 2020 (54% from the previous year by November 2020) was a shock to many, at a time when most were homebound. As COVID soared, so did the gun violence in our city. The economic, social and emotional challenges that many of us have endured during these unprecedented times are made even more difficult for the proven-risk population- compounded with other challenges like lack of safety and unstable housing.

ARPA funds will be utilized to bolster services and programs for high risk, system-involved and gang-involved individuals that are unders-served in communities with highest rates of gun and gang violence in the city. HHS, working with OPS, will award a total of \$600,000 in grants to Boston nonprofits to increase or scale up programs for 2021-2022 that improve economic, education and health outcomes for the participants by providing training, case management, mental health services, employment opportunities, among other support services.



Application will be released Thursday, September 5, 2021 and the following will be prioritized:

- Boston entities to expand intentional outreach and engagement for specific high-risk/gang involved and under-served populations
- Nonprofit organizations in Boston neighborhoods that are disproportionately impacted by gun or gang violence.
- Organizations with a proven track record of successfully delivering community violence interventions.

Promoting Equitable Outcomes:

The focus of these funds are the “proven risk” youth; youth who are system-involved or gang-involved. Most in this population are black or latinx and male.

The project will aim to support services and programs that address employment, academic and health disparities, particularly among black and latino young men in Boston neighborhoods with high rates of violence.

I. PERFORMANCE REPORT

Output measures / goals:

| Number | Metric | Time Frame for Metric |
|---------------|---|------------------------------|
| At least 6 | Organizations awarded grants | 10 months |
| 150 | Participants served through grants | 10 months |
| 150 | Clients informed on COVID 19 and vaccines | 10 month |

Outcome measures/goals:

| Number | Metric | Time Frame for Metric |
|---------------|--|------------------------------|
| 70% | Client retention | 10 months |
| 100% | Clients have increased knowledge of how to access vaccinations | 10 months |
| 70% | Connected to or enrolled in health/ mental health | 10 months |

| | | |
|--|----------|--|
| | services | |
|--|----------|--|

II. USE OF EVIDENCE FOR SELECT PROJECTS

A. If there is no evaluation being conducted on the project

Goals of the project:

The project will aim to support services and programs that address employment, academic and health disparities, particularly among black and latino young men in Boston neighborhoods with high rates of violence.

If there is strong or moderate evidence, cite the evidence for why this intervention is appropriate (if not, please write “No strong or moderate evidence”):

No strong or moderate evidence

Total project spending allocated toward evidence-based interventions:

\$0

IV. PREMIUM PAY

There are no current projects funded by ARPA under the Premium Pay category.

V. INFRASTRUCTURE

There are no current projects funded by ARPA under the Infrastructure category.

VII. ADMINISTRATIVE AND OTHER

CREATING LANGUAGE ACCESS FOR FEDERAL FUNDING

Cabinet/Department Owner:

Equity/ Language Communication Access

Project Expenditure Category:

EC 7.1 Administrative Expenses

ID Number (Program & Subclass):

9031-9031

Funding Amount Allocated:



\$250,000

Contact Phone Number for Project:

617-635-2662

Contact Email for Project:

LCA@boston.gov or Jeniffer.vivarwong@boston.gov

Link to Website (optional):

Description:

LCA is working with City of Boston departments who received ARPA funds to further increase access to their projects and ensure collaboration, engagement and participation with persons who speak a Language other than English and persons with a disability. We will meet with departments to discuss their projects including their outreach, meetings, documents, etc. and go over the LCA standards in the City and provide guidance on the accommodations that should be present within their projects. The goal is to ensure that we are able to have the accommodations already available to projects based on the department's audience and recorded need and also, providing additional accommodations as appropriate and needed based on the standards within the Language and Communications Access Policy and Language and Communications Access Ordinance. Accommodations may include but are not limited to, translation of documents, presentations, flyers and interpretation at meetings, assistive technology as needed, CART and ASL and much more! Based on our meetings with departments and LCA standards, we will make an estimate on the amount of funding departments will need from LCA to support the increase in access.

Promoting Equitable Outcomes:

Our office has determined the accommodations provided for departmental ARPA funded projects, in three ways:

1. Following the standards for accessibility within the City's Language and Communications Access Policy and Language and Communications Access Ordinance
2. Using departments knowledge of their communities/audiences need for language and disability access.
3. Additional accommodations requested by community members as needed will be fulfilled upon request.

Our goal is to ensure increased access for persons who speak a Language other than English and persons with a disability. There are currently 112,603 residents in the City of Boston that identify as LOTE and 84,266 residents that identify as having one or more disabilities.

Our outreach will be a joint effort with both internal and external partners, sharing information via social media, online, flyering etc. as appropriate for engaging the targeted audiences.

Increasing access to information and providing a space for active participation for LOTE individuals and persons with disabilities will ensure that the multitude of voices within our communities are

heard. It will help the City breakdown the language barriers and increase access for communities to relief efforts and funding opportunities.

I. PERFORMANCE REPORT

Output measures / goals:

| Number | Metric | Time Frame for Metric |
|--------|---|-----------------------|
| 70% | ARPA projects provide ASL & CART Services | Annual |
| 90% | ARPA funded grant opportunities translated into the top 5 languages | Annual |
| 80% | ARPA funded community meetings provide interpretation | Annual |

Outcome measures/goals:

| Number | Metric | Time Frame for Metric |
|--------|--|-----------------------|
| 50% | Increase in involvement from persons who identify as blind or low vision and/or persons who are deaf and hard of hearing | Annual |
| 60% | Increase in LOTE constituents applying to grants | Annual |
| 60% | Increase in involvement and engagement from persons who speak a Language other than English | Annual |

EVALUATION AND DATA ANALYSIS

Cabinet/Department Owner:

Mayor’s Office of Policy and Planning

Project Expenditure Category:



7.1 Administrative Expenses

ID Number (Program & Subclass):

9564-9029

Funding Amount Allocated:

\$250,000

Contact Phone Number for Project:

617-635-4500

Contact Email for Project:

recover@boston.gov

Link to Website (optional):

Description:

The Mayor’s Office of Policy and Planning will work with the Administration and Finance Cabinet to ensure that we have sufficient capacity for data analysis and evaluation of all ARPA-funded projects.

For each project, we have developed specific metrics that we will track to evaluate the effectiveness of programs in achieving our three primary goals to address racial and socioeconomic gaps in public health, wealth, and wages.

Promoting Equitable Outcomes:

Throughout the COVID-19 pandemic we have actively evaluated and collected evidence on the health and economic impacts and which subsets of our population have been most deeply impacted by both the virus and the circumstances that were created by the public health measures we took to protect our City. This evidence has informed the use of the first allocation of emergency funds, our revenue replacement, our planning for the remaining use of the funds and how we will evaluate the impact of all projects.

II. PERFORMANCE REPORT

Output measures / goals:

| Number | Metric | Time Frame for Metric |
|--------|--|-----------------------|
| 100% | ARPA projects can disaggregate outcomes by | Annual |



| | | |
|--|---|--|
| | demographics and geography (where relevant) | |
|--|---|--|

Outcome measures/goals:

| Number | Metric | Time Frame for Metric |
|---------------|--|------------------------------|
| TBD | Percentage of funding going to disproportionately impacted communities | Annual |