



Bluebikes Expansion

*Open House at the Fenway Community Center
March 4, 2025*

Today's Open House

1. Provide information about the need for expansion.
2. Share potential sites we have identified.
3. Ask for input on which sites would be best for the neighborhood.



Bike share today

- ▶ 530+ stations (290 in Boston)
- ▶ 4700 bikes (3000 in Boston), including ~750 ebikes
 - *Note: the electric assist on ebikes shuts off at 18 mph*
- ▶ Publicly owned, operating in 13 municipalities
 - Lyft = operator
 - BCBS of MA = title sponsor
 - Municipalities = owners



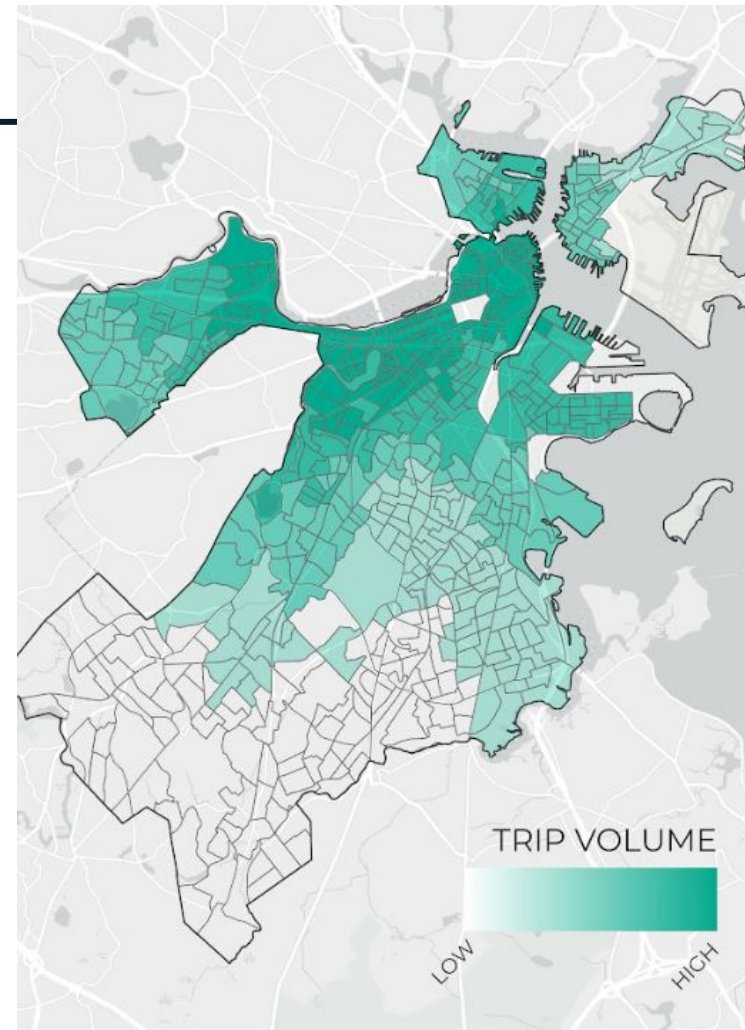
Boston residents ride for less with the Boston Bikes Pass



- ▶ Long-time income-eligible pass options:
 - \$50/year or \$5/month
- ▶ New discounts for Boston residents launched in October 2023
 - \$5/year for income-eligible residents
 - \$60/year for new members (have not had an annual membership in the last three years)

Millions of trips taken

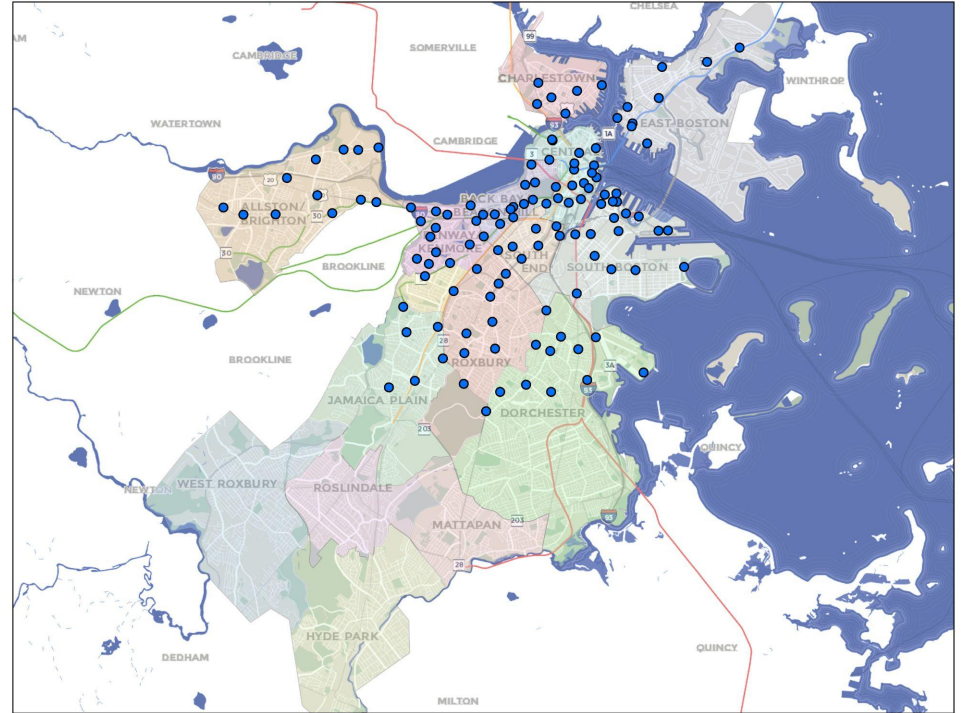
- ▶ Over **2.6 million trips** were taken on Bluebikes *just in Boston* in 2024 (and over 4.7 million systemwide). This number increases each year as we expand our system.
- ▶ **Over a quarter (27.4%)** of those trips started in Allston, Brighton, Fenway/Kenmore, or Mission Hill.



In Boston, bike share is (almost) everywhere!

- ▶ Go Boston 2030 goal: Every household within 10-minute walk of bike share.

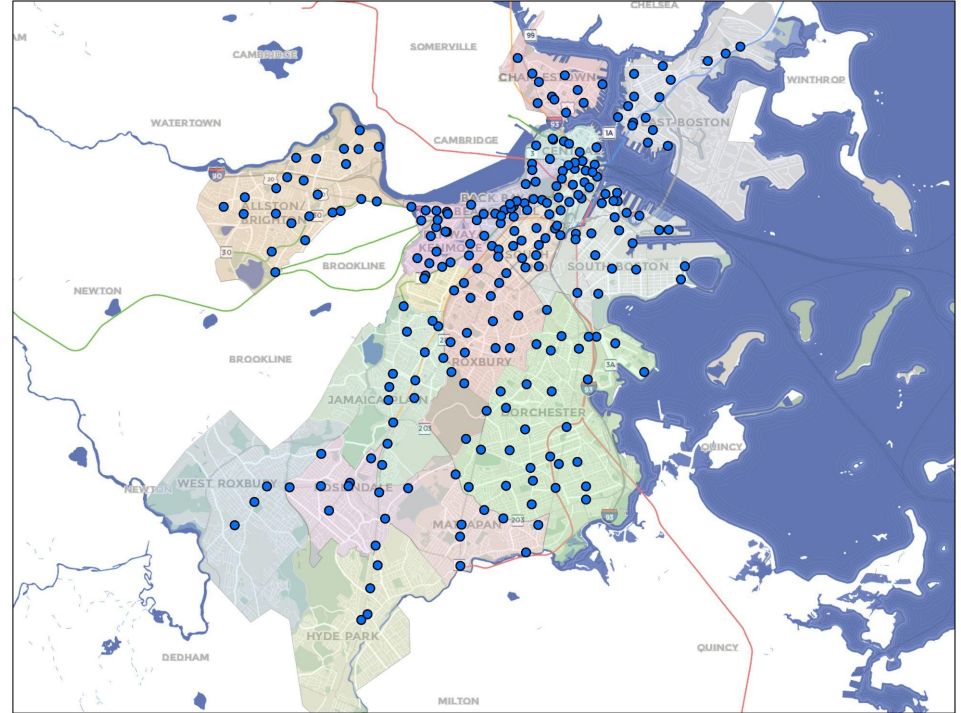
BOSTON BLUEBIKES STATIONS IN 2017



In Boston, bike share is (almost) everywhere!

- ▶ Today Bluebikes is in every neighborhood.
- ▶ ~89% of households are within a 10-minute walk.

BOSTON BLUEBIKES STATIONS TODAY



Expanding the system

100 new stations installed (~40% increase in Boston)

Infill Stations

Enhancing Service in High Demand Areas

Serving Latent Demand

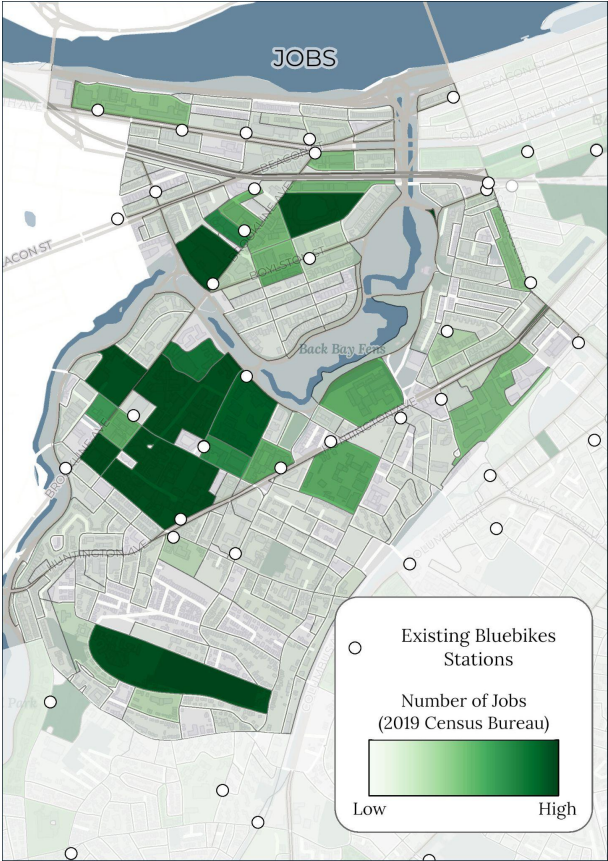
Filling Gaps in the Network

Expansion Stations

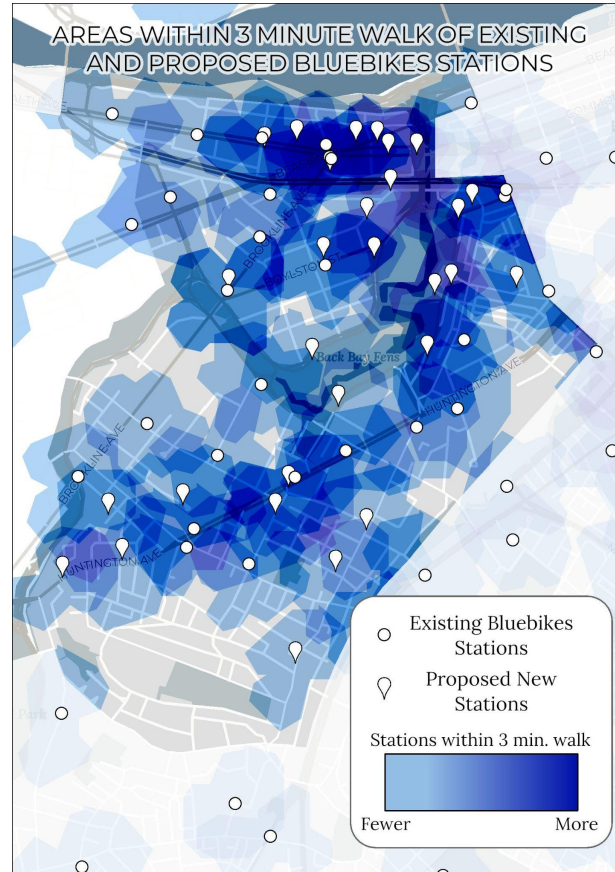
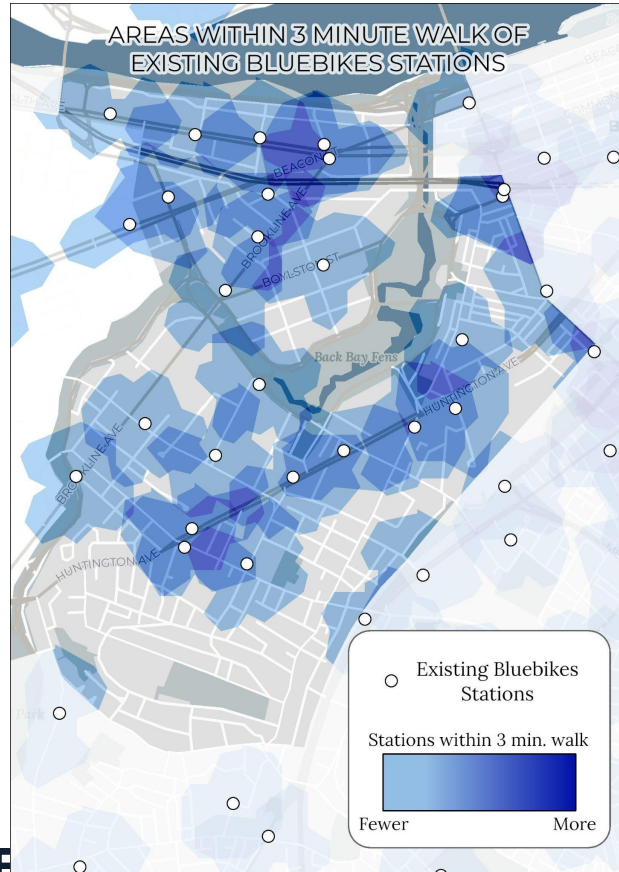
Increasing Access to the Network

Strengthening Edges of Current Network

Analyzing the need in Fenway and Mission Hill



Analyzing the need in Fenway and Mission Hill



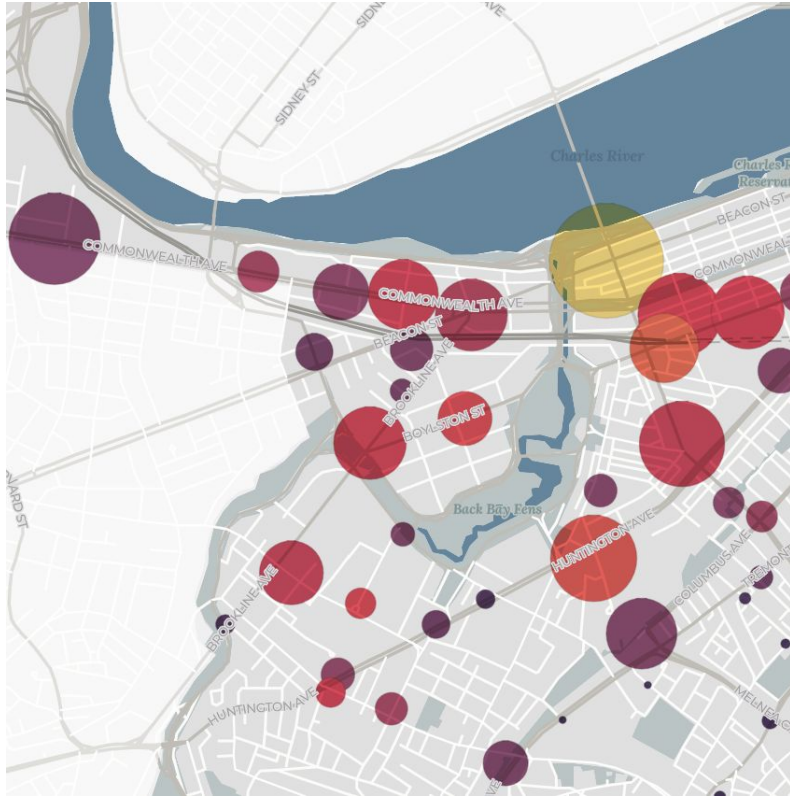
An increase in station density will improve reliability. (Note, we won't install all of the proposed new stations!)

Analyzing the need



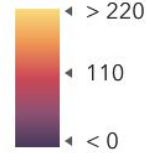
- ▶ “Lost trips” is an estimate of how many trips didn’t occur because there are no bikes available at the station
- ▶ We use the amount of time each station was empty in a month combined with the number of trips that typically start at that station

Analyzing the need

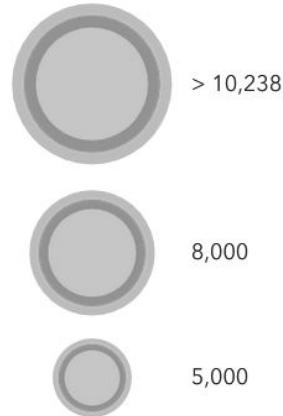


Bluebikes Station Data - Sept.
2023

Lost trips + Lost returns

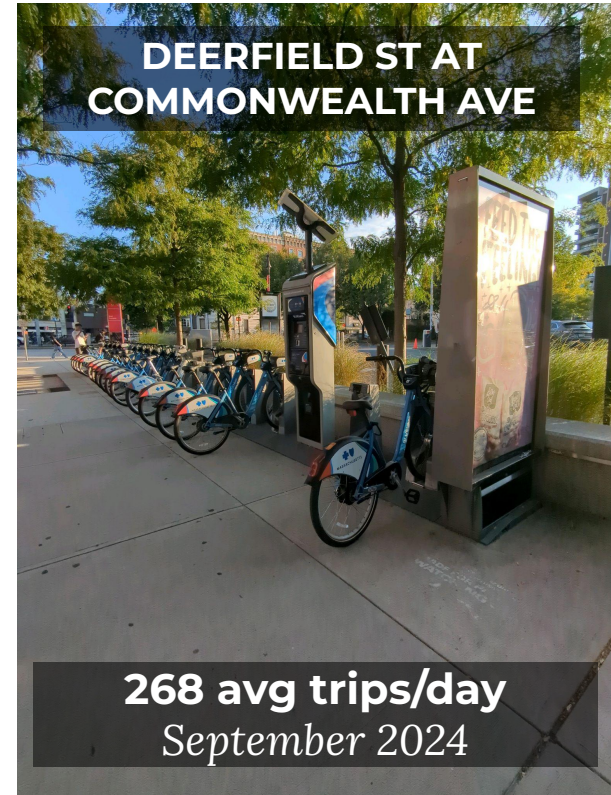
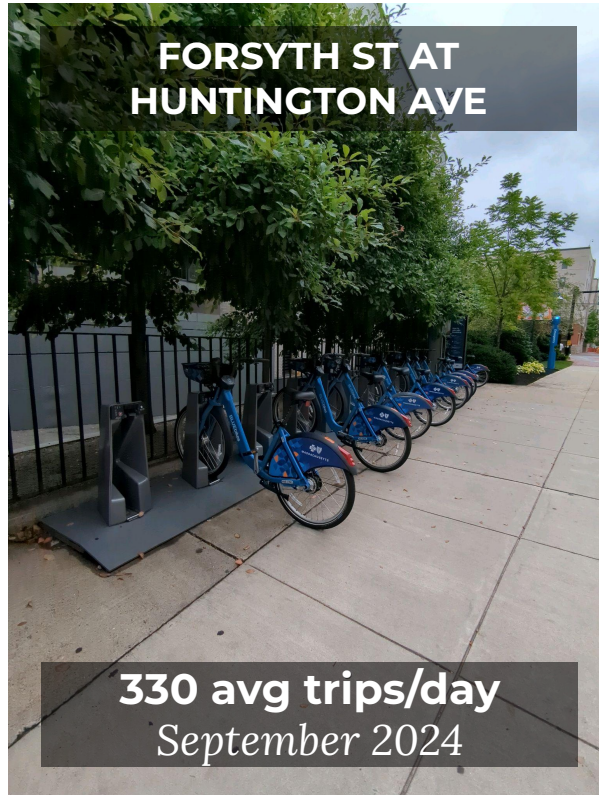


total_trips



- ▶ Many stations in Fenway and Mission Hill experience high numbers of lost trips.

Trips Starting or Ending in Fenway/Kenmore



Trips Starting or Ending in Fenway/Kenmore

STATION	AVERAGE TRIPS/DAY SEPT 2024
Forsyth St at Huntington Ave	330
Landmark Center - Brookline Ave at Park Dr	288
Deerfield St at Commonwealth Ave	268
Boylston St at Jersey St	266
Commonwealth Ave at Granby St	201
Silber Way	199
Kenmore Square	174
Northeastern University - North Parking Lot	165
B.U. Central - 725 Comm. Ave.	163
Lansdowne T Stop	158
Park Dr at Buswell St	129
Wentworth Institute of Technology - Huntington Ave at Vancouver St	88
Burlington Ave at Brookline Ave	82
Parker St at Huntington Ave	22

Trips Starting/Ending in Mission Hill and Longwood



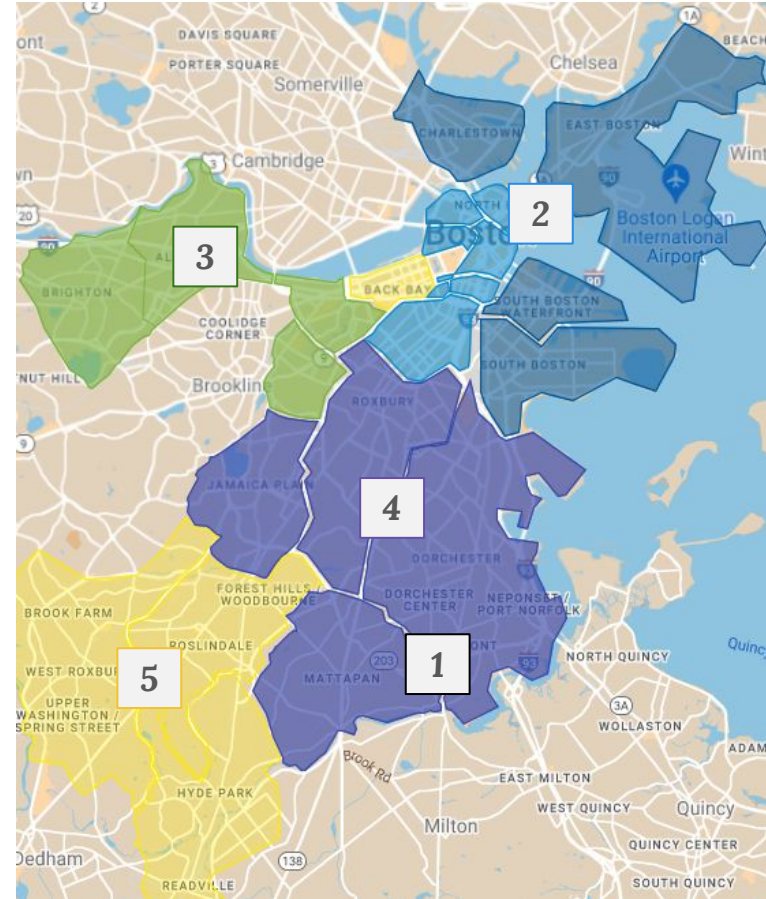
Trips Starting or Ending in Mission Hill and Longwood

STATION	AVERAGE TRIPS/DAY SEPT 2024
Longwood Ave at Binney St	253
St. Alphonsus St at Tremont St	132
Brigham Circle - Francis St at Huntington Ave	125
HMS/HSPH - Avenue Louis Pasteur at Longwood Ave	118
One Brigham Circle	108
Huntington Ave at Mass Art	101
Colleges of the Fenway - Fenway at Avenue Louis Pasteur	92
Riverway at Brookline Ave	85

We're growing in phases

We are adding new stations in phases.

- ▶ In **Phase 1**, we added 8 new stations in Mattapan and Dorchester in 2023 to support the Red Line shutdown.
- ▶ In **Phase 2**, we added 18 new stations, with 25 more in progress.
- ▶ In **Phase 3-5**, we aim to add 50 new stations (Apr - Dec 2025)



Phase 3

Phase 3: Allston, Brighton, Fenway/Kenmore, Mission Hill

- ▶ Feb - Mar 2025 | Community engagement
- ▶ April 2025 | Installation begins
 - Allston: 6-9 new stations
 - Brighton: 6-12 new stations
 - Fenway/Kenmore: 6-12 new stations
 - Mission Hill: up to 4 new stations



Community engagement for this phase

- ▶ 3 Open Houses
 - February 25, Jackson Mann
 - March 4, Fenway Community Center (tonight!)
 - March 6, virtual (tinyurl.com/expansion-march)
- ▶ Online Surveys (boston.gov/bike-share-survey)
 - We've posted flyers in the neighborhood and signs at each site directing people to the surveys.




What's next for us?

- ▶ Consider all comments from Open Houses, surveys, and email
- ▶ Narrow down our list of sites
- ▶ Finalize locations and get permits

Station siting requirements

Good locations are...



Off-Street: Sidewalks, Plazas




In-Street: Parking Lanes

A station with parking for 15 bikes takes the same space as two cars



Private Property



Other Agencies and Departments

MBTA and DCR will sometimes host our stations
Agencies/departments must agree and sign legal documents



Review potential sites

Open House

- ▶ Sites are arranged by neighborhood.
- ▶ Visit each table to review and give comments.
- ▶ Staff are available to answer questions

Survey(s)

- ▶ You can share comments by survey through the end of March. Spread the word!

boston.gov/bike-share-survey

Review sites and share your thoughts

- ▶ *Where do you travel to/from in this neighborhood?*
- ▶ *What do you like/dislike about the site?*
- ▶ *What do you know about the site that we might not know?*

Ideas? Questions? Comments?

- ▶ boston.gov/bike-share-expansion
- ▶ bikeshare@boston.gov