

Non-Mayoral Departments

Non-Mayoral Departments	549
City Clerk.....	551
Legislative Support.....	556
Document Filing.....	557
Archives.....	558
City Council.....	561
City Council Administration.....	565
City Councilors.....	566
Legislative/Financial Support	567
Finance Commission	569
Finance Commission	573

Non-Mayoral Departments

Cabinet Mission

These departments are governed independently by appointed or elected officials, but are financed by the City: City Clerk (elected by the City Council); City Council (elected position); Finance Commission (appointed by Governor).

Operating Budget		Total Actual '23	Total Actual '24	Total Approp '25	Total Budget '26
	City Clerk	1,457,658	1,447,309	1,746,523	1,663,530
	City Council	7,078,971	7,676,733	8,466,080	8,689,120
	Finance Commission	312,613	321,166	531,582	535,661
	Total	8,849,242	9,445,208	10,744,185	10,888,311

External Funds Expenditures		Total Actual '23	Total Actual '24	Total Approp '25	Total Budget '26
	City Clerk	39,155	0	15,000	0
	Total	39,155	0	15,000	0

City Clerk Operating Budget

Alex Geourntas, City Clerk, Appropriation 161000

Department Mission

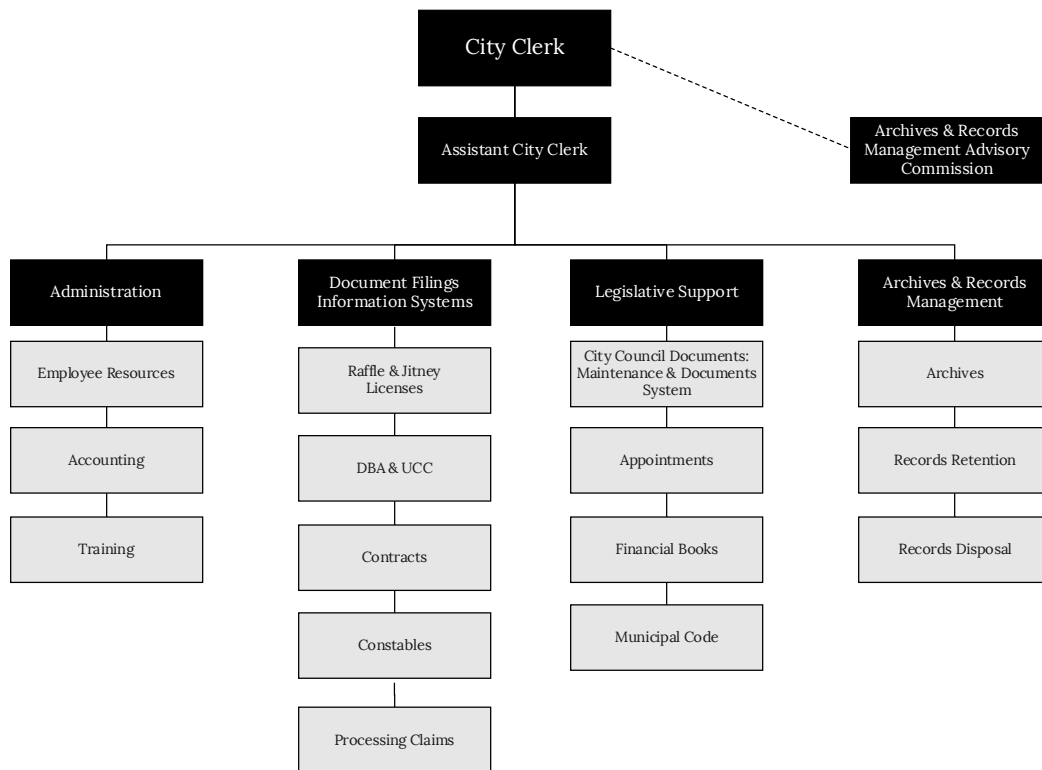
The mission of the City Clerk's office is to accept, file, record, and maintain all municipal records. The City Clerk publishes the agenda for all City Council meetings, records all Council and related Mayoral actions, and edits and compiles the minutes of Council meetings. The Department also maintains the City Council document system database and publishes all ordinances and amended codes on a yearly basis. The City Clerk is also responsible for overseeing the work of the Archives Commission.

Operating Budget	Program Name	Total Actual '23	Total Actual '24	Total Approp '25	Total Budget '26
	Legislative Support	353,497	504,507	611,325	564,413
	Document Filing	572,725	506,764	558,575	541,837
	Archives	531,436	436,038	576,623	557,280
	Total	1,457,658	1,447,309	1,746,523	1,663,530

External Funds Budget	Fund Name	Total Actual '23	Total Actual '24	Total Approp '25	Total Budget '26
	Recordings at Risk	39,155	0	0	0
	Veterans Heritage Grant Program	0	0	15,000	0
	Total	39,155	0	15,000	0

Operating Budget		Actual '23	Actual '24	Approp '25	Budget '26
	Personnel Services	1,291,767	1,275,229	1,578,353	1,501,860
	Non Personnel	165,891	172,080	168,170	161,670
	Total	1,457,658	1,447,309	1,746,523	1,663,530

City Clerk Operating Budget



Authorizing Statutes

- Election of the City Clerk, CBC St. 2 §§ 11, 13, 550, 551; CBC St. 6 § 101; CBC Ord. §§ 2-10.1-2-10.4; M.G.L.A. c. 41, §§ 12-19.
- Duties of the City Clerk, M.G.L.A. c. 41, §§ 12-19; 1988 Mass. Acts ch. 68; M.G.L.A. c.55, § 26; CBC Ord. §§ 2-10.1-2-10.4; CBC Ord. § 2-12.5; CBC Ord. § 5-5.6; CBC Ord. § 5-5.10; CBC Ord. §§ 12-9A.1-12-9A.9; CBC Ord. §18-1.
- City Archives and Records Commission, 1988 Mass. Acts ch. 68.

Description of Services

Services to the public include the sale of various licenses and permits, notarizing and attesting to documents, and filing, recording, and copying papers in the custody of the Clerk. Services to City government consist of providing informational resources and technical assistance, administration of oaths of office, attestation of various legal papers, custody of records, and administration of the state's open meeting law. The Archives Commission oversees the protection of City records, files, and other items of historic interest.

Department History

Personnel Services	FY23 Expenditure	FY24 Expenditure	FY25 Appropriation	FY26 Recommended	Inc/Dec 25 vs 26
51000 Permanent Employees	1,267,756	1,250,895	1,558,009	1,481,516	-76,493
51100 Emergency Employees	0	0	0	0	0
51200 Overtime	24,011	24,334	20,344	20,344	0
51600 Unemployment Compensation	0	0	0	0	0
51700 Workers' Compensation	0	0	0	0	0
Total Personnel Services	1,291,767	1,275,229	1,578,353	1,501,860	-76,493
Contractual Services	FY23 Expenditure	FY24 Expenditure	FY25 Appropriation	FY26 Recommended	Inc/Dec 25 vs 26
52100 Communications	6,854	7,036	6,500	6,500	0
52200 Utilities	0	0	0	0	0
52400 Snow Removal	0	0	0	0	0
52500 Garbage/Waste Removal	0	0	0	0	0
52600 Repairs Buildings & Structures	0	0	0	0	0
52700 Repairs & Service of Equipment	12,658	5,962	13,200	13,200	0
52800 Transportation of Persons	5,417	8,884	10,156	1,500	-8,656
52900 Contracted Services	87,674	60,882	107,461	98,000	-9,461
Total Contractual Services	112,603	82,764	137,317	119,200	-18,117
Supplies & Materials	FY23 Expenditure	FY24 Expenditure	FY25 Appropriation	FY26 Recommended	Inc/Dec 25 vs 26
53000 Auto Energy Supplies	0	0	0	0	0
53200 Food Supplies	0	0	0	500	500
53400 Custodial Supplies	0	0	0	0	0
53500 Med, Dental, & Hosp Supply	0	0	0	0	0
53600 Office Supplies and Materials	25,972	26,135	20,108	23,400	3,292
53700 Clothing Allowance	500	3,202	500	500	0
53800 Educational Supplies & Mat	0	0	0	0	0
53900 Misc Supplies & Materials	0	0	0	0	0
Total Supplies & Materials	26,472	29,337	20,608	24,400	3,792
Current Chgs & Oblig	FY23 Expenditure	FY24 Expenditure	FY25 Appropriation	FY26 Recommended	Inc/Dec 25 vs 26
54300 Workers' Comp Medical	0	0	0	0	0
54400 Legal Liabilities	0	0	0	0	0
54500 Aid To Veterans	0	0	0	0	0
54600 Current Charges H&I	0	0	0	0	0
54700 Indemnification	0	0	0	0	0
54800 Reserve Account	0	0	0	0	0
54900 Other Current Charges	17,912	3,262	10,245	18,070	7,825
Total Current Chgs & Oblig	17,912	3,262	10,245	18,070	7,825
Equipment	FY23 Expenditure	FY24 Expenditure	FY25 Appropriation	FY26 Recommended	Inc/Dec 25 vs 26
55000 Automotive Equipment	0	0	0	0	0
55400 Lease/Purchase	0	0	0	0	0
55600 Office Furniture & Equipment	4,495	3,105	0	0	0
55900 Misc Equipment	4,409	53,612	0	0	0
Total Equipment	8,904	56,717	0	0	0
Other	FY23 Expenditure	FY24 Expenditure	FY25 Appropriation	FY26 Recommended	Inc/Dec 25 vs 26
56200 Special Appropriation	0	0	0	0	0
57200 Structures & Improvements	0	0	0	0	0
58000 Land & Non-Structure	0	0	0	0	0
Total Other	0	0	0	0	0
Grand Total	1,457,658	1,447,309	1,746,523	1,663,530	-82,993

Department Personnel

Title	Union Code	Grade	Position	FY26 Salary	Title	Union Code	Grade	Position	FY26 Salary
Admin Sec	SU4	14	1.00	51,355	City Clerk	CDH	NG	1.00	143,682
Deputy Archivist(CollManager)	SE1	8	1.00	97,030	Assistant Archivist	SE1	5	1.00	70,002
Archivist Ref.& Outreach	SE1	6	1.00	83,844	Asst. City Clerk	EXM	10	1.00	135,843
Admin Asst. IV	SE1	8	1.00	116,592	Head Clerk& Secretary	SU4	14	1.00	53,186
Admin Asst. III	SE1	7	1.00	97,030	Prin Admin Asst	SE1	09	1.00	131,140
Admin Asst. II	SE1	6	3.00	270,601	Archivistrecords Mgmt	SE1	9	1.00	77,053
Archivist	SE1	9	1.00	131,140					
					Total			15	1,458,542
					Adjustments				
					Differential Payments				0
					Other				22,974
					Chargebacks				0
					Salary Savings				0
					FY26 Total Request				1,481,516

External Funds History

Personnel Services	FY23 Expenditure	FY24 Expenditure	FY25 Appropriation	FY26 Recommended	Inc/Dec 25 vs 26
51000 Permanent Employees	0	0	0	0	0
51100 Emergency Employees	0	0	0	0	0
51200 Overtime	0	0	0	0	0
51300 Part Time Employees	0	0	0	0	0
51400 Health Insurance	0	0	0	0	0
51500 Pension & Annuity	0	0	0	0	0
51600 Unemployment Compensation	0	0	0	0	0
51700 Workers' Compensation	0	0	0	0	0
51800 Indirect Costs	0	0	0	0	0
51900 Medicare	0	0	0	0	0
Total Personnel Services	0	0	0	0	0
Contractual Services	FY23 Expenditure	FY24 Expenditure	FY25 Appropriation	FY26 Recommended	Inc/Dec 25 vs 26
52100 Communications	0	0	0	0	0
52200 Utilities	0	0	0	0	0
52400 Snow Removal	0	0	0	0	0
52500 Garbage/Waste Removal	0	0	0	0	0
52600 Repairs Buildings & Structures	0	0	0	0	0
52700 Repairs & Service of Equipment	0	0	0	0	0
52800 Transportation of Persons	0	0	0	0	0
52900 Contracted Services	39,155	0	15,000	0	-15,000
Total Contractual Services	39,155	0	15,000	0	-15,000
Supplies & Materials	FY23 Expenditure	FY24 Expenditure	FY25 Appropriation	FY26 Recommended	Inc/Dec 25 vs 26
53000 Auto Energy Supplies	0	0	0	0	0
53200 Food Supplies	0	0	0	0	0
53400 Custodial Supplies	0	0	0	0	0
53500 Med, Dental, & Hosp Supply	0	0	0	0	0
53600 Office Supplies and Materials	0	0	0	0	0
53700 Clothing Allowance	0	0	0	0	0
53800 Educational Supplies & Mat	0	0	0	0	0
53900 Misc Supplies & Materials	0	0	0	0	0
Total Supplies & Materials	0	0	0	0	0
Current Chgs & Oblig	FY23 Expenditure	FY24 Expenditure	FY25 Appropriation	FY26 Recommended	Inc/Dec 25 vs 26
54300 Workers' Comp Medical	0	0	0	0	0
54400 Legal Liabilities	0	0	0	0	0
54600 Current Charges H&I	0	0	0	0	0
54700 Indemnification	0	0	0	0	0
54800 Reserve Account	0	0	0	0	0
54900 Other Current Charges	0	0	0	0	0
Total Current Chgs & Oblig	0	0	0	0	0
Equipment	FY23 Expenditure	FY24 Expenditure	FY25 Appropriation	FY26 Recommended	Inc/Dec 25 vs 26
55000 Automotive Equipment	0	0	0	0	0
55400 Lease/Purchase	0	0	0	0	0
55600 Office Furniture & Equipment	0	0	0	0	0
55900 Misc Equipment	0	0	0	0	0
Total Equipment	0	0	0	0	0
Other	FY23 Expenditure	FY24 Expenditure	FY25 Appropriation	FY26 Recommended	Inc/Dec 25 vs 26
56200 Special Appropriation	0	0	0	0	0
57200 Structures & Improvements	0	0	0	0	0
58000 Land & Non-Structure	0	0	0	0	0
Total Other	0	0	0	0	0
Grand Total	39,155	0	15,000	0	-15,000

Program 1. Legislative Support

Alex Geourntas Manager, Organization 161100

Program Description

The Legislative Support Program carries out government functions required by state and local law and manages and maintains the City Council document system database. The program also administers oaths of office and maintains records relative to the appointment or election of City officers. The program maintains and updates the City of Boston Code, advises City officials on the Commonwealth's open meeting law, and maintains copies of City of Boston official reports.

Operating Budget	Actual '23	Actual '24	Approp '25	Budget '26
Personnel Services	305,969	436,195	588,310	523,713
Non Personnel	47,528	68,312	23,015	40,700
Total	353,497	504,507	611,325	564,413

Program 2. Document Filing

Alex Geourntas, Manager, Organization 161200

Program Description

The City Clerk is the supervisor of records and the filing agency for the City. The Office of the City Clerk is required to record, file, and maintain indices of public documents.

Operating Budget	Actual '23	Actual '24	Approp '25	Budget '26
Personnel Services	522,874	487,237	508,596	512,137
Non Personnel	49,851	19,527	49,979	29,700
Total	572,725	506,764	558,575	541,837

Program 3. Archives

Alex Geourntas , *Manager*, Organization 161300

Program Description

The Archives oversees the preservation of significant records and facilitates improved and cost-effective access to public records by Boston municipal government and its citizens. It also oversees the elimination of obsolete records.

Operating Budget	Actual '23	Actual '24	Approp '25	Budget '26
Personnel Services	462,924	351,797	481,447	466,010
Non Personnel	68,512	84,241	95,176	91,270
Total	531,436	436,038	576,623	557,280

External Funds Projects

Recordings at Risk

Project Mission

"Preserving Boston's Voices: Digitizing the Boston 200 Community Oral History Collection" The Council on Library and Information Resources (CLIR) "Recordings at Risk" grant allows for the digitization of 184 audio cassettes containing about 227 hours of oral history recordings collected during the Boston 200 bicentennial celebration. The oral histories were collected across Boston neighborhoods, and include a diverse range of community members. The transcripts discuss immigration, the Great Migration, labor movements, the Boston Police Strike, the Great Depression, both World Wars, the Civil Rights Movement, housing issues, and the effect of urban renewal on Boston's neighborhoods.

Veterans Heritage Grant Program

Project Mission

The Veterans' Heritage Grant from the Massachusetts State Historical Records Advisory Board (SHRAB) will provide funding in order to complete a digitization project which documents the designation of Hero Squares in the City of Boston.

City Council Operating Budget

Ruthzee Louijeune, Council President, Appropriation 112000

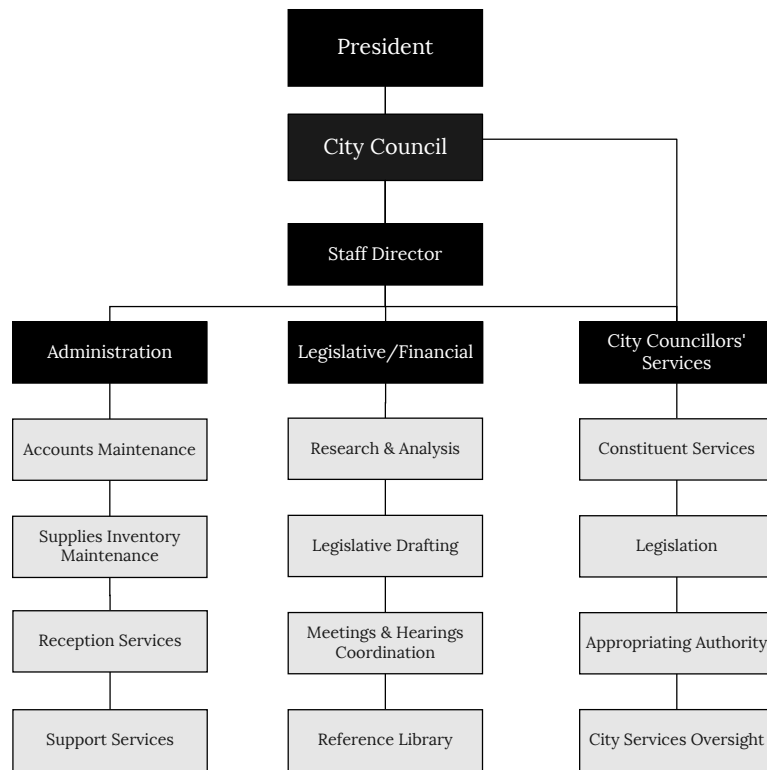
Department Mission

As the Legislative body of the City, the City Council serves as a link between the citizens of Boston and their municipal government. Through the filing of legislation, the enactment of orders, ordinances and resolutions, the Council actively represents the diverse interests of Bostonians while ensuring the efficient and cost effective delivery of services. The Council fulfills its obligation as the appropriating authority by analyzing appropriations and loan orders.

Operating Budget	Program Name	Total Actual '23	Total Actual '24	Total Approp '25	Total Budget '26
	City Council Administration	595,245	652,135	747,902	695,670
	City Councilors	5,657,202	5,669,904	6,746,968	6,955,908
	Legislative/Financial Support	826,524	1,354,694	971,210	1,037,542
	Total	7,078,971	7,676,733	8,466,080	8,689,120

Operating Budget		Actual '23	Actual '24	Approp '25	Budget '26
	Personnel Services	6,833,292	7,447,821	7,822,536	8,045,576
	Non Personnel	245,679	228,912	643,544	643,544
	Total	7,078,971	7,676,733	8,466,080	8,689,120

City Council Operating Budget



Authorizing Statutes

- Structure of City Council, 1948 Mass. Acts ch. 452, as amended.
- District Representation, 1982 Mass. Acts ch. 605; 1991 Mass. Acts ch. 108; 1986 Mass. Acts ch. 343.

Description of Services

Members draft and file legislation on a wide range of public affairs in Boston designed to improve the quality of life for its citizens. Each year the Council conducts an extensive series of public hearings to review the Mayor's appropriation request for the subsequent fiscal year. After a thorough analysis and determination that the request is fiscally sound, the Council approves an appropriation. Constituent needs are served as directed by each individual councilor.

Department History

Personnel Services	FY23 Expenditure	FY24 Expenditure	FY25 Appropriation	FY26 Recommended	Inc/Dec 25 vs 26
51000 Permanent Employees	6,720,353	7,344,340	7,692,536	7,915,576	223,040
51100 Emergency Employees	44,482	11,007	0	0	0
51200 Overtime	0	0	0	0	0
51600 Unemployment Compensation	68,457	92,474	100,000	100,000	0
51700 Workers' Compensation	0	0	30,000	30,000	0
Total Personnel Services	6,833,292	7,447,821	7,822,536	8,045,576	223,040
Contractual Services	FY23 Expenditure	FY24 Expenditure	FY25 Appropriation	FY26 Recommended	Inc/Dec 25 vs 26
52100 Communications	15,847	12,199	20,000	20,000	0
52200 Utilities	0	0	0	0	0
52400 Snow Removal	0	0	0	0	0
52500 Garbage/Waste Removal	0	0	0	0	0
52600 Repairs Buildings & Structures	0	0	0	0	0
52700 Repairs & Service of Equipment	179	1,264	7,600	7,600	0
52800 Transportation of Persons	11,906	23,090	21,424	21,424	0
52900 Contracted Services	152,824	139,745	411,000	411,000	0
Total Contractual Services	180,756	176,298	460,024	460,024	0
Supplies & Materials	FY23 Expenditure	FY24 Expenditure	FY25 Appropriation	FY26 Recommended	Inc/Dec 25 vs 26
53000 Auto Energy Supplies	0	0	0	0	0
53200 Food Supplies	8,462	10,865	25,000	25,000	0
53400 Custodial Supplies	0	0	0	0	0
53500 Med, Dental, & Hosp Supply	0	0	0	0	0
53600 Office Supplies and Materials	18,405	13,440	34,100	34,100	0
53700 Clothing Allowance	0	0	0	0	0
53800 Educational Supplies & Mat	0	0	0	0	0
53900 Misc Supplies & Materials	0	0	0	0	0
Total Supplies & Materials	26,867	24,305	59,100	59,100	0
Current Chgs & Oblig	FY23 Expenditure	FY24 Expenditure	FY25 Appropriation	FY26 Recommended	Inc/Dec 25 vs 26
54300 Workers' Comp Medical	0	0	10,000	10,000	0
54400 Legal Liabilities	0	0	0	0	0
54500 Aid To Veterans	0	0	0	0	0
54600 Current Charges H&I	0	0	0	0	0
54700 Indemnification	0	0	0	0	0
54800 Reserve Account	0	0	0	0	0
54900 Other Current Charges	16,808	18,780	30,420	30,420	0
Total Current Chgs & Oblig	16,808	18,780	40,420	40,420	0
Equipment	FY23 Expenditure	FY24 Expenditure	FY25 Appropriation	FY26 Recommended	Inc/Dec 25 vs 26
55000 Automotive Equipment	0	0	0	0	0
55400 Lease/Purchase	0	0	0	0	0
55600 Office Furniture & Equipment	5,977	6,346	0	0	0
55900 Misc Equipment	15,271	3,183	84,000	84,000	0
Total Equipment	21,248	9,529	84,000	84,000	0
Other	FY23 Expenditure	FY24 Expenditure	FY25 Appropriation	FY26 Recommended	Inc/Dec 25 vs 26
56200 Special Appropriation	0	0	0	0	0
57200 Structures & Improvements	0	0	0	0	0
58000 Land & Non-Structure	0	0	0	0	0
Total Other	0	0	0	0	0
Grand Total	7,078,971	7,676,733	8,466,080	8,689,120	223,040

Department Personnel

Title	Union Code	Grade	Position	FY26 Salary	Title	Union Code	Grade	Position	FY26 Salary
Admin Asst (CC)	CCE	NG	22.00	1,345,439	Compliance Director & Staff Counsel	CCS	NG	1.00	111,729
Administrative & Technical Asst	CCS	NG	1.00	0	Dir of Legislative Budget Analysis	CCS	NG	1.00	95,200
Budget Analyst (CC)	CCS	NG	1.00	96,000	Legislative Assistant	CCS	NG	1.00	0
Business Manager (CC)	CCS	NG	1.00	104,000	Legislative Asst (CC)	CCS	NG	3.00	130,629
Central Staff Director	CCS	NG	1.00	156,002	Off Manager	CCS	NG	1.00	80,622
City Councilor	CCE	NG	13.00	1,592,500	Research & Policy Director	CCS	NG	1.00	110,503
City Messenger & Sr Leg Asst	CCS	NG	1.00	98,284	Secretary	CCE	NG	68.00	3,324,556
Communications Manager (CC)	CCS	NG	1.00	94,403	Sr Legislative Asst & Budget Analyst	CCS	NG	2.00	193,484
					Television Oper & Tech Manager	CCS	NG	1.00	96,180
					Total			120	7,629,531
					Adjustments				
					Differential Payments				0
					Other				286,045
					Chargebacks				0
					Salary Savings				0
					FY26 Total Request				7,915,576

Program 1. City Council Administration

Michelle Goldberg, Manager, Organization 112100

Program Description

The Administration Program is responsible for providing staff resources and administrative direction to City Council programs. It also oversees budgeting, purchasing, information systems, and personnel matters for the City Council.

Operating Budget	Actual '23	Actual '24	Approp '25	Budget '26
Personnel Services	471,876	583,339	618,958	566,726
Non Personnel	123,369	68,796	128,944	128,944
Total	595,245	652,135	747,902	695,670

Program 2. City Councilors

Ruthzee Louijeune, *Manager*, Organization 112200

Program Description

The City Councilors program provides a liaison between Bostonians and their municipal government, and advocates on behalf of constituent needs at the city department, state, and federal levels. The program also translates appropriate citizen concerns into Council legislation.

Operating Budget	Actual '23	Actual '24	Approp '25	Budget '26
Personnel Services	5,545,233	5,524,146	6,325,500	6,534,440
Non Personnel	111,969	145,758	421,468	421,468
Total	5,657,202	5,669,904	6,746,968	6,955,908

Program 3. Legislative/Financial Support

Michelle Goldberg, Manager, Organization 112300

Program Description

The mission of the Legislative/Financial Support Program is to provide research and draft legislation to be filed by City Councilors and provide analysis of legislation introduced by the Mayor. The program also provides a comprehensive analysis of the operating and capital budgets. The program maintains the Council's municipal reference library, furnishing City departments and the general public with information on municipal government.

Operating Budget	Actual '23	Actual '24	Approp '25	Budget '26
Personnel Services	816,183	1,340,336	878,078	944,410
Non Personnel	10,341	14,358	93,132	93,132
Total	826,524	1,354,694	971,210	1,037,542

Finance Commission Operating Budget

Matt Cahill, Director, Appropriation 193000

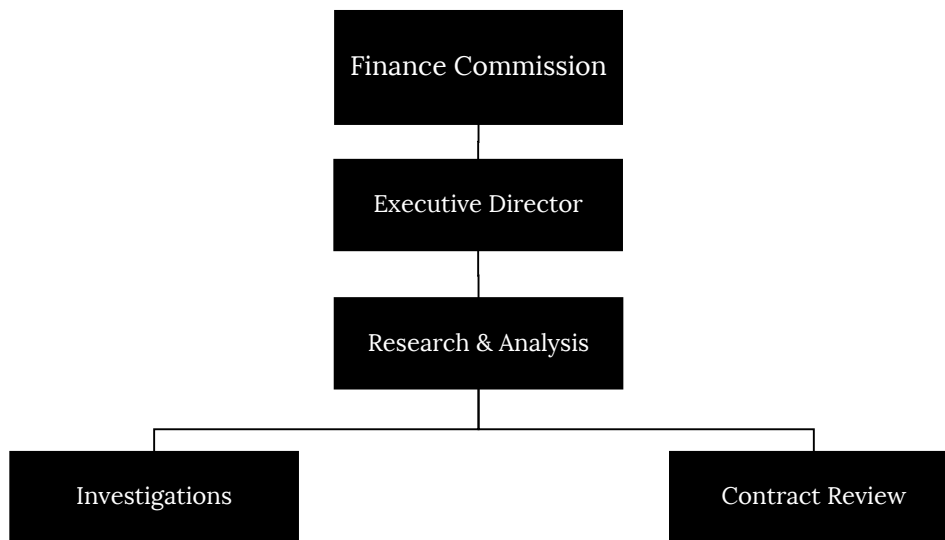
Department Mission

The mission of the Finance Commission is to investigate matters relating to appropriations, loans, expenditures, accounts and methods of administration affecting the City of Boston or Suffolk County, or any department thereof which the Commission determines requires investigation. The Commission reports its findings to the Mayor, the City Council, and the general public.

Operating Budget	Program Name	Total Actual '23	Total Actual '24	Total Approp '25	Total Budget '26
	Finance Commission	312,613	321,166	531,582	535,661
	Total	312,613	321,166	531,582	535,661

Operating Budget		Actual '23	Actual '24	Approp '25	Budget '26
	Personnel Services	309,079	318,557	483,930	488,711
	Non Personnel	3,534	2,609	47,652	46,950
	Total	312,613	321,166	531,582	535,661

Finance Commission Operating Budget



Authorizing Statutes

- Finance Commission, 1908 Mass. Acts ch. 562; 1909 Mass. Acts ch. 486, § 17.
- Duties, 1909 Mass. Acts ch. 486, § 18-19; 1948 Mass. Acts ch. 261.
- Referrals to Finance Commission by the Mayor, Auditor, or Collector-Treasurer, 1909 Mass. Acts ch. 486, § 18-19; 1948 Mass. Acts ch. 452, §§ 49-50.
- Expenses, 1965 Mass. Acts ch. 894.
- Powers, Penalties, Perjury, Depositions, Protection Against Self-Incrimination, 1909 Mass. Acts ch. 486, §§ 20-21, as amended.
- Off-Street Parking Facilities, Eminent Domain, 1946 Mass. Acts ch. 474, § 1a, as amended.

Description of Services

The Finance Commission conducts investigations into all matters it deems appropriate. The Commission hires independent staff who conduct many of the investigations, with the Commission publishing and presenting all final reports. The Finance Commission also reviews, and if necessary investigates, all contracts referred to it and reports its findings and recommendations to the Mayor.

Department History

Personnel Services	FY23 Expenditure	FY24 Expenditure	FY25 Appropriation	FY26 Recommended	Inc/Dec 25 vs 26
51000 Permanent Employees	309,079	318,557	483,930	488,711	4,781
51100 Emergency Employees	0	0	0	0	0
51200 Overtime	0	0	0	0	0
51600 Unemployment Compensation	0	0	0	0	0
51700 Workers' Compensation	0	0	0	0	0
Total Personnel Services	309,079	318,557	483,930	488,711	4,781
Contractual Services	FY23 Expenditure	FY24 Expenditure	FY25 Appropriation	FY26 Recommended	Inc/Dec 25 vs 26
52100 Communications	1,331	1,306	2,000	2,000	0
52200 Utilities	0	0	0	0	0
52400 Snow Removal	0	0	0	0	0
52500 Garbage/Waste Removal	0	0	0	0	0
52600 Repairs Buildings & Structures	0	0	0	0	0
52700 Repairs & Service of Equipment	0	0	250	250	0
52800 Transportation of Persons	436	702	1,002	300	-702
52900 Contracted Services	0	0	41,500	41,500	0
Total Contractual Services	1,767	2,008	44,752	44,050	-702
Supplies & Materials	FY23 Expenditure	FY24 Expenditure	FY25 Appropriation	FY26 Recommended	Inc/Dec 25 vs 26
53000 Auto Energy Supplies	0	0	0	0	0
53200 Food Supplies	0	0	0	0	0
53400 Custodial Supplies	0	0	0	0	0
53500 Med, Dental, & Hosp Supply	0	0	0	0	0
53600 Office Supplies and Materials	195	601	525	525	0
53700 Clothing Allowance	0	0	0	0	0
53800 Educational Supplies & Mat	0	0	0	0	0
53900 Misc Supplies & Materials	0	0	0	0	0
Total Supplies & Materials	195	601	525	525	0
Current Chgs & Oblig	FY23 Expenditure	FY24 Expenditure	FY25 Appropriation	FY26 Recommended	Inc/Dec 25 vs 26
54300 Workers' Comp Medical	0	0	0	0	0
54400 Legal Liabilities	0	0	0	0	0
54500 Aid To Veterans	0	0	0	0	0
54600 Current Charges H&I	0	0	0	0	0
54700 Indemnification	0	0	0	0	0
54800 Reserve Account	0	0	0	0	0
54900 Other Current Charges	515	0	250	250	0
Total Current Chgs & Oblig	515	0	250	250	0
Equipment	FY23 Expenditure	FY24 Expenditure	FY25 Appropriation	FY26 Recommended	Inc/Dec 25 vs 26
55000 Automotive Equipment	0	0	0	0	0
55400 Lease/Purchase	0	0	0	0	0
55600 Office Furniture & Equipment	0	0	0	0	0
55900 Misc Equipment	1,057	0	2,125	2,125	0
Total Equipment	1,057	0	2,125	2,125	0
Other	FY23 Expenditure	FY24 Expenditure	FY25 Appropriation	FY26 Recommended	Inc/Dec 25 vs 26
56200 Special Appropriation	0	0	0	0	0
57200 Structures & Improvements	0	0	0	0	0
58000 Land & Non-Structure	0	0	0	0	0
Total Other	0	0	0	0	0
Grand Total	312,613	321,166	531,582	535,661	4,079

Department Personnel

Title	Union Code	Grade	Position	FY26 Salary	Title	Union Code	Grade	Position	FY26 Salary
Executive Director	EXM	14	1.00	158,232	Chairperson (Fin Com)	EXM	NG	1.00	4,961
Chief Investigator	EXM	9	1.00	120,178	Research Analyst	EXM	7	1.00	97,399
Policy& Information Specialist	EXM	7	1.00	92,978					
					Total			5	473,749
					Adjustments				
					Differential Payments				0
					Other				14,961
					Chargebacks				0
					Salary Savings				0
					FY26 Total Request				488,710

Program 1. Finance Commission

Matt Cahill, *Manager*, Organization 193100

Program Description

The Finance Commission investigates matters relating to appropriations, loans, expenditures, accounts, and methods of administration affecting the City of Boston or Suffolk County, or any department thereof which the Commission determines requires investigation. The Commission reports its findings to the Mayor, the City Council, and the general public.

Operating Budget	Actual '23	Actual '24	Approp '25	Budget '26
Personnel Services	309,079	318,557	483,930	488,711
Non Personnel	3,534	2,609	47,652	46,950
Total	312,613	321,166	531,582	535,661