




FY26 BUDGET HEARING

Jim Hooley, EMT-P
Chief of Department
Boston Emergency Medical Services



22

BLS Ambulances




140,701

Clinical Incidents



1,158

**Alternative Response
Model Pt Encounters**




5

ALS Ambulances



93,774

Transports



440

Uniformed Personnel



IMPROVED RETENTION

35%

Drop in Non-Retirement
Uniformed Attrition 2024



AVERAGE YEARS OF SERVICE FOR CURRENT MEMBERSHIP BY RANK

EMT	8
LIEUTENANT	21
PARAMEDIC	19
CAPTAIN	25
COMMAND RANKS	25+
NON-UNIFORMED	14

We make Emergency Medical Service a Career

PERSONNEL | FY26 BUDGET HEARING



ENHANCED RECRUITMENT

98

Uniformed Cadets & EMTs hired in
2024;
36% increase in new hires from 2023

PATIENT CARE | FY26 BUDGET HEARING



BEHAVIORAL HEALTH PROGRAMS

- Mobile Integrated Healthcare ED Avoidance
- 9-1-1 Call transfer to TeleBEST
 - Offered 24/7
 - 106 transfers in 2024
- Alternative Response Model
 - Expanded from 2 to 4 units in December 2024
 - 1,158 Patient Encounters in 2024

MITIGATING IMPACT OF CARNEY CLOSURE

- Added 24-hr ambulance to Dorchester with approved FY25 FTEs
- Ensured response times did not increase

PATIENT CARE FY26 BUDGET HEARING



SUBSTANCE USE DISORDER

- Community Assistance Team (Squad 80), two EMT squad, can now administer Suboxone and transport patients to substance use disorder urgent care sites

LANGUAGE ACCESS

- All patient care report tablets now able to connect with live translator by video or phone.
- 100 members provided Duolingo accounts



ROADWAY SAFETY

- Boston EMS roadway crash data is used to inform improvement & validate impact

COMMUNITY CPR

- Expanding CPR education in partnership with schools & community groups.





FACILITIES

- South Boston Seaport Station

COMMUNICATIONS

- Radio Infrastructure

SYSTEMS

- Investing in systems to improve compliance & efficiencies

AMBULANCES

- Modifications based on crew input



FY26 BUDGET HEARING



	FY25 Budget	<i>FY26 Budget</i>	<i>Delta</i>	<i>Percentage</i>
REVENUE	\$41,208,575	\$41,208,575		0.0%
<i>Personnel</i>	\$73,411,489	\$74,966,145	\$1,554,656	2.1%
Non-Personnel	\$11,403,329	\$11,839,610	\$436,281	3.8%
TOTAL	\$84,814,818	\$86,805,755	\$1,990,937	2.3%
CITY Subsidy	\$43,606,243	\$45,597,180	\$1,990,937	4.6%

FY26 BUDGET HEARING



Thank you to the members of Boston EMS who continue to rise to the challenge and meet the needs of the City of Boston and its residents every day.