The image shows three Boston Police officers walking towards the camera on a paved city sidewalk. They are wearing dark blue uniforms with peaked caps and duty belts. The background features a city skyline with various buildings and trees without leaves, suggesting a cooler season. The entire image is covered with a semi-transparent blue filter. Overlaid on the center of the image is the title 'Boston Police Department FY26 Budget Hearing' in a large, bold, white sans-serif font.

Boston Police Department FY26 Budget Hearing

BOSTON POLICE DEPARTMENT

Boston Police Commissioner Michael A. Cox



May 15, 2025



BUILDING TRUST

All BPD efforts are guided by our mission:

"The Boston Police Department is dedicated to working in partnership with the community to fight crime, reduce fear and improve the quality of life in our neighborhoods. Our mission is community policing."



BOSTON POLICE DEPARTMENT

Community Policing Model – Building Trust

STRATEGIES:

*Partnerships and Problem
solving*

*Data and intelligence driven
deployment of resources*

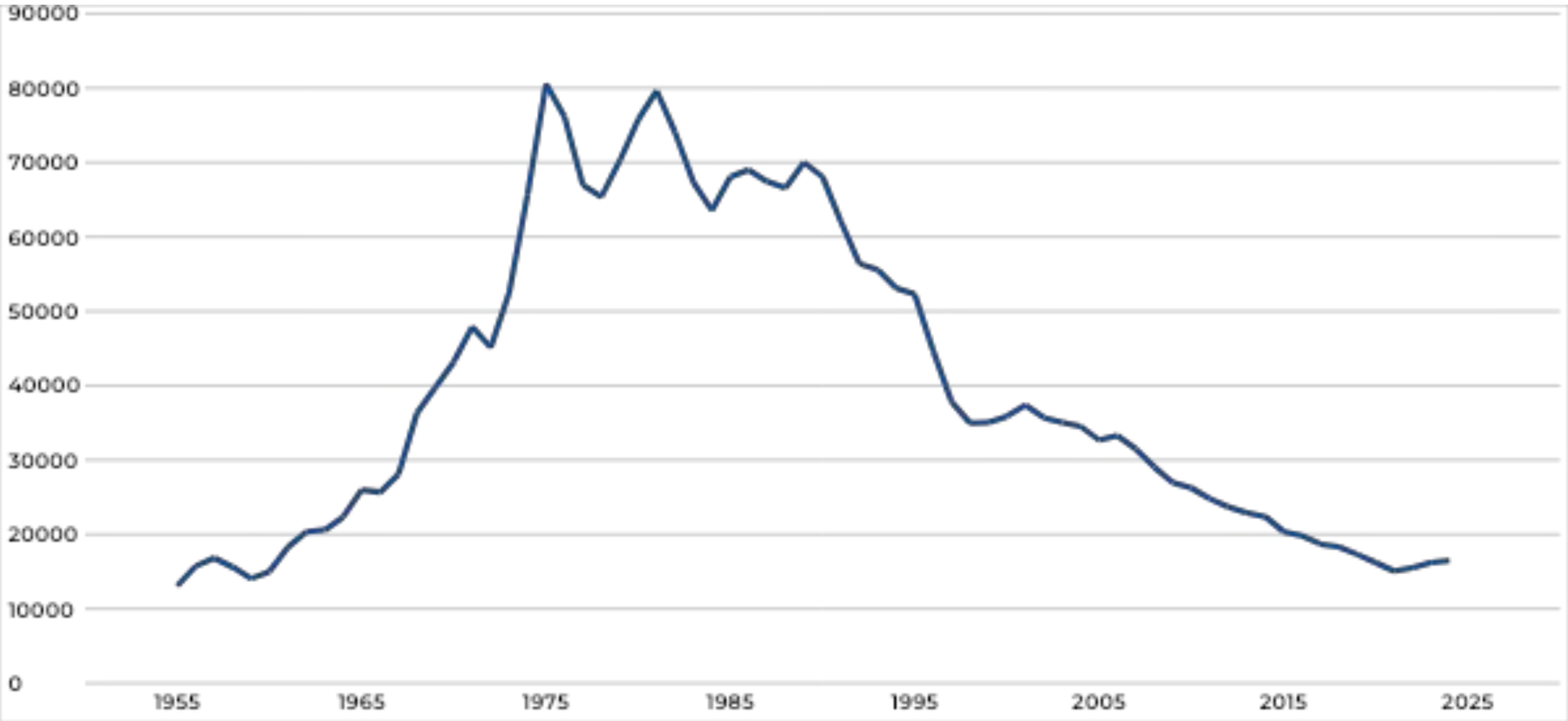
Strategic use of technology

*Protecting the Privacy, Civil
Rights, and Civil Liberties of
constituents*

GOALS

- Prevent and Reduce Crime/Violence and Fear of Crime
- Proactively Engage with all Communities
- Connect those in need with Services
- Enhance Professionalism, Accountability and Trust
- Improve Police Services and Operations
- Support Employee Health, Wellness and Safety

Historic Part 1 Crime



Major Crime Statistics

Citywide Part One Crime Compared Year-Over-Year
1/1/2023 - 12/31/2023 vs. 1/1/2024 - 12/31/2024

Violent Crime

-2% vs 2023

-2% vs 5 Yr Avg

-14% vs. 10 Yr Avg

Property Crime

+3% vs 2023

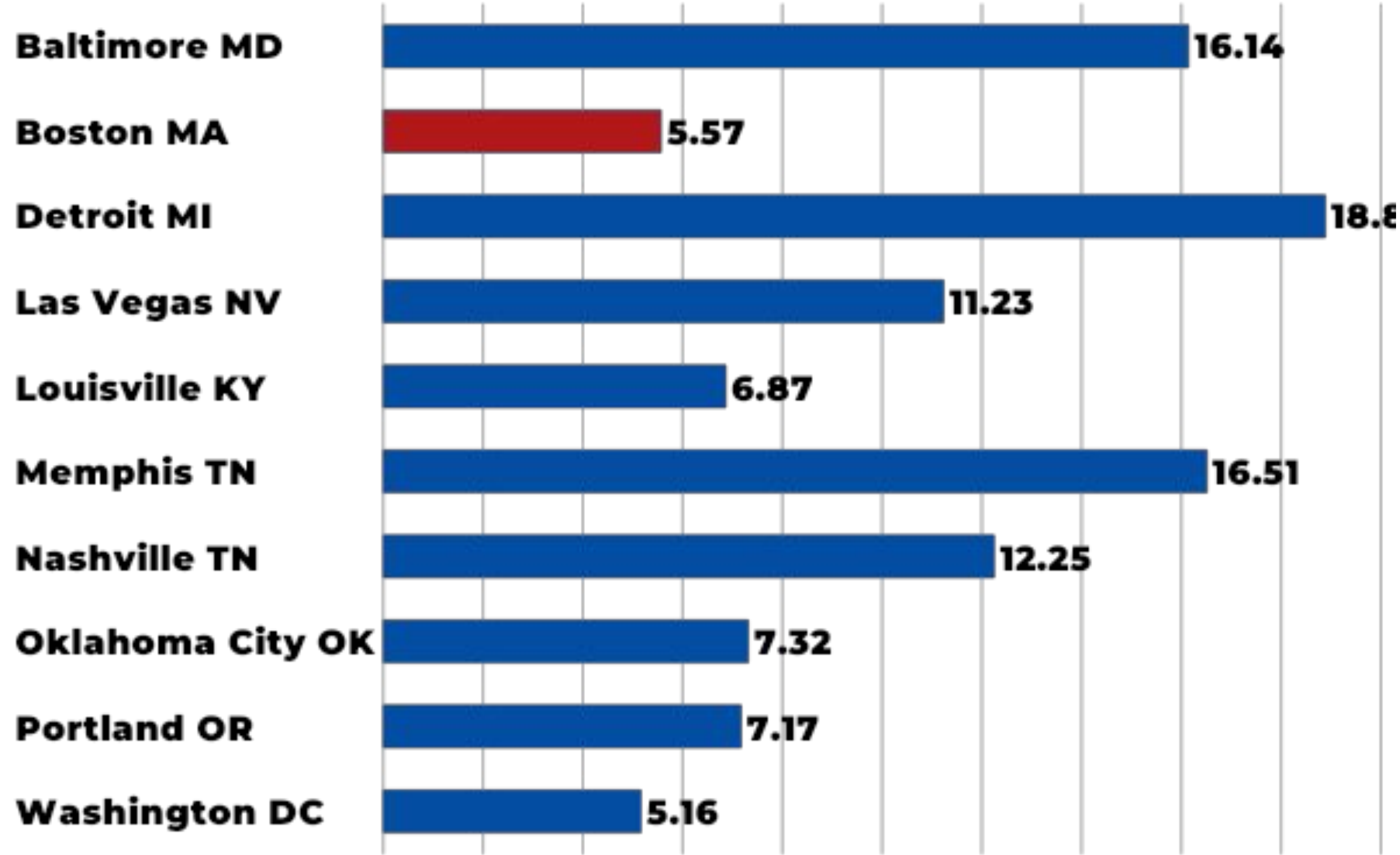
+5% vs 5 Yr Avg

-5% vs. 10 Yr Avg

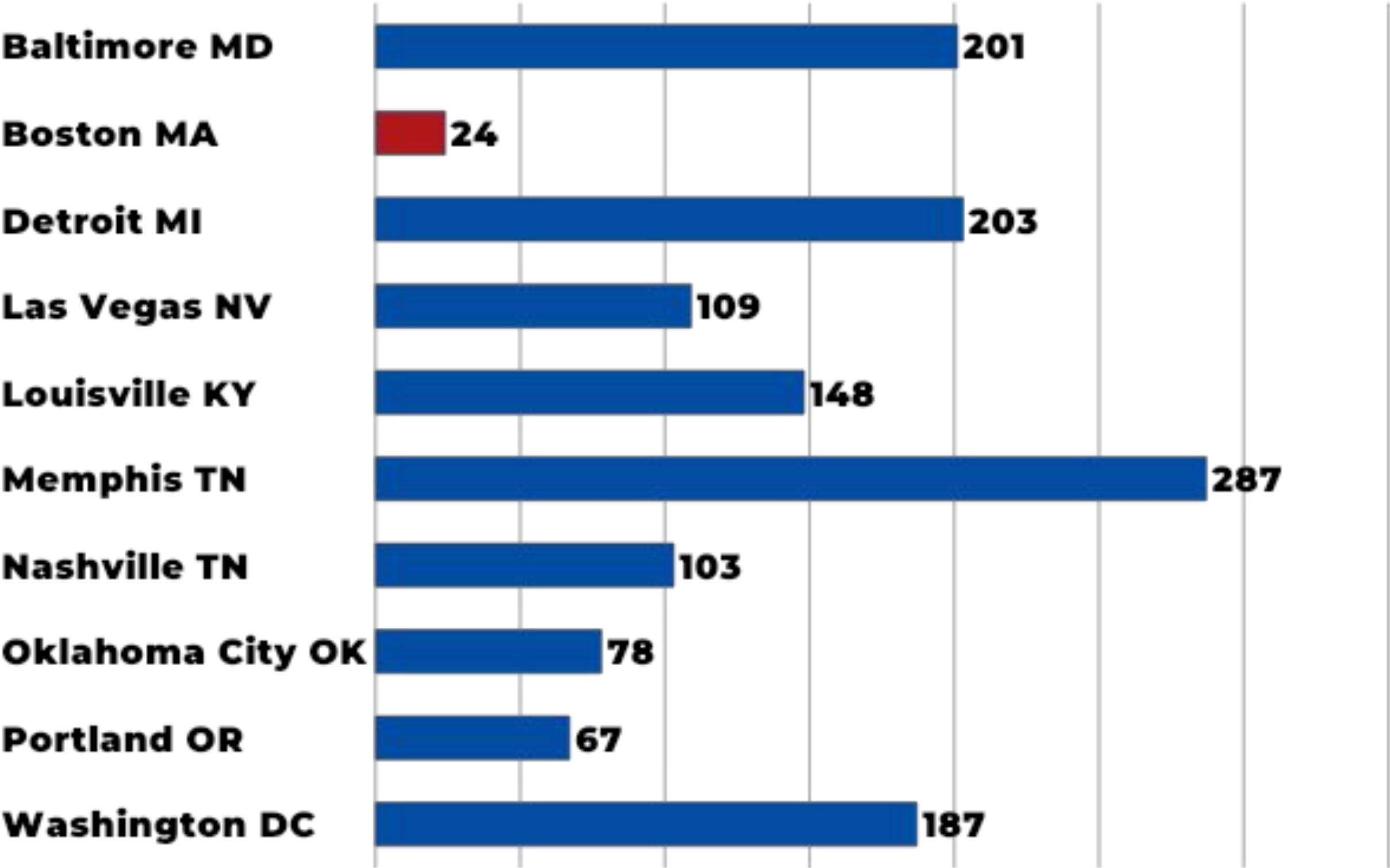
CRIME CATEGORY	2023	2024	# Change	% Change	5 Yr Avg	% Change vs 5 Yr Avg
Homicide *	37	24	-13	-35%	38	-37%
Rape & Attempted	215	164	-51	-24%	203	-19%
Robbery	887	824	-63	-7%	838	-2%
Domestic Aggravated Assault	862	910	48	6%	880	3%
Non-Domestic Aggravated Assault	1,651	1,676	25	2%	1,722	-3%
Total Aggravated Assault	2,513	2,586	73	3%	2,602	-1%
Commercial/Non-Residential Burglary	346	367	21	6%	392	-6%
Residential Burglary	802	736	-66	-8%	896	-18%
Total Burglary	1,148	1,103	-45	-4%	1,288	-14%
Larceny From MV	2,447	2,413	-34	-1%	2,731	-12%
Other Larceny	7,863	8,562	699	9%	7,273	18%
Total Larceny	10,310	10,975	665	6%	10,004	10%
Auto Theft	1,381	1,134	-247	-18%	1,258	-10%
Total Violent Crime	3,652	3,598	-54	-1%	3,681	-2%
Total Property Crime	12,839	13,212	373	3%	12,550	5%
Total Part One Crime	16,491	16,810	319	2%	16,232	4%
Total Arrests **	6,955	7,609	654	9%	6,492	

Comparison City Statistics

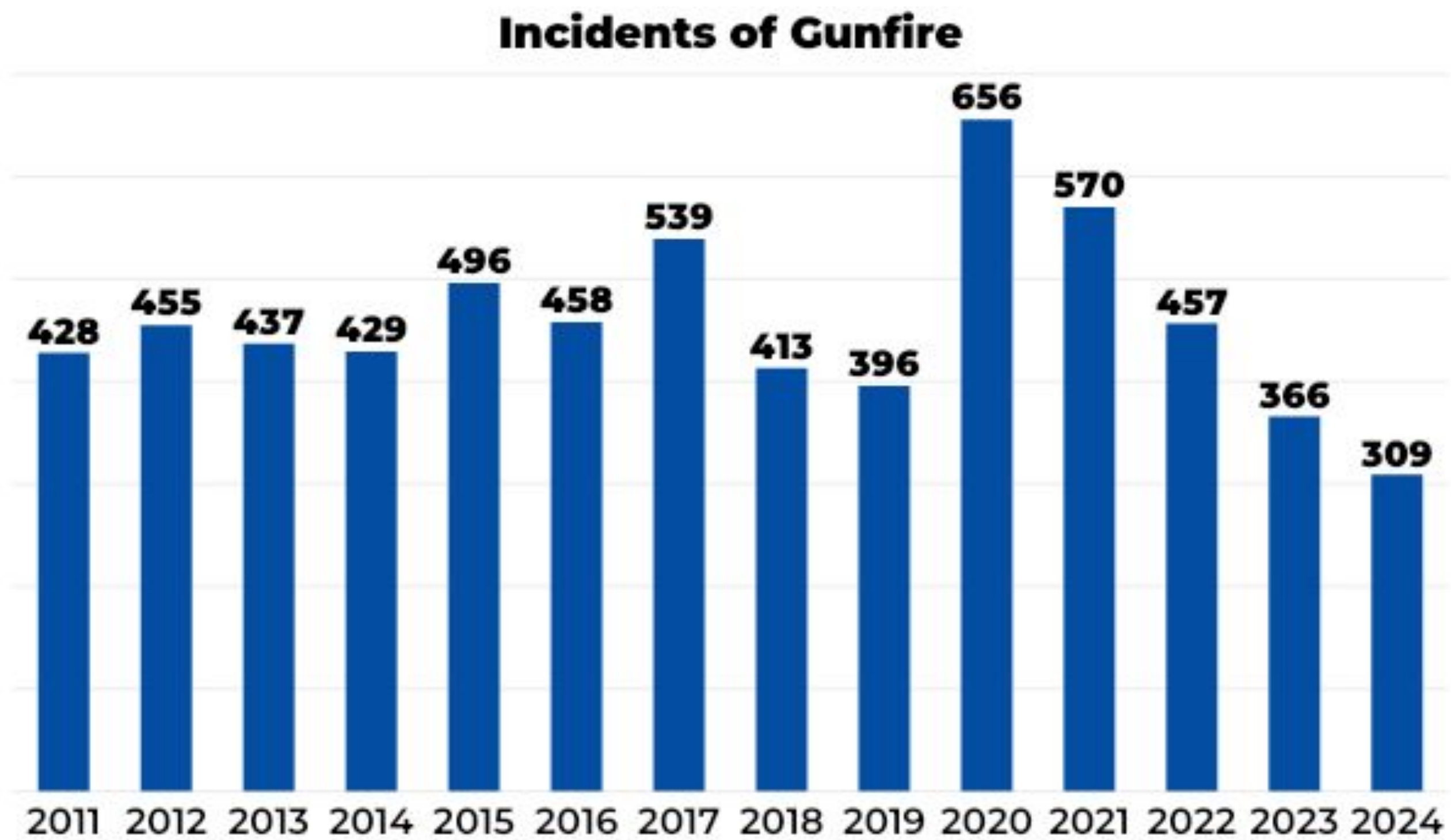
2024 Violent Crime per 1000 residents



Homicide



Gunfire Incidents

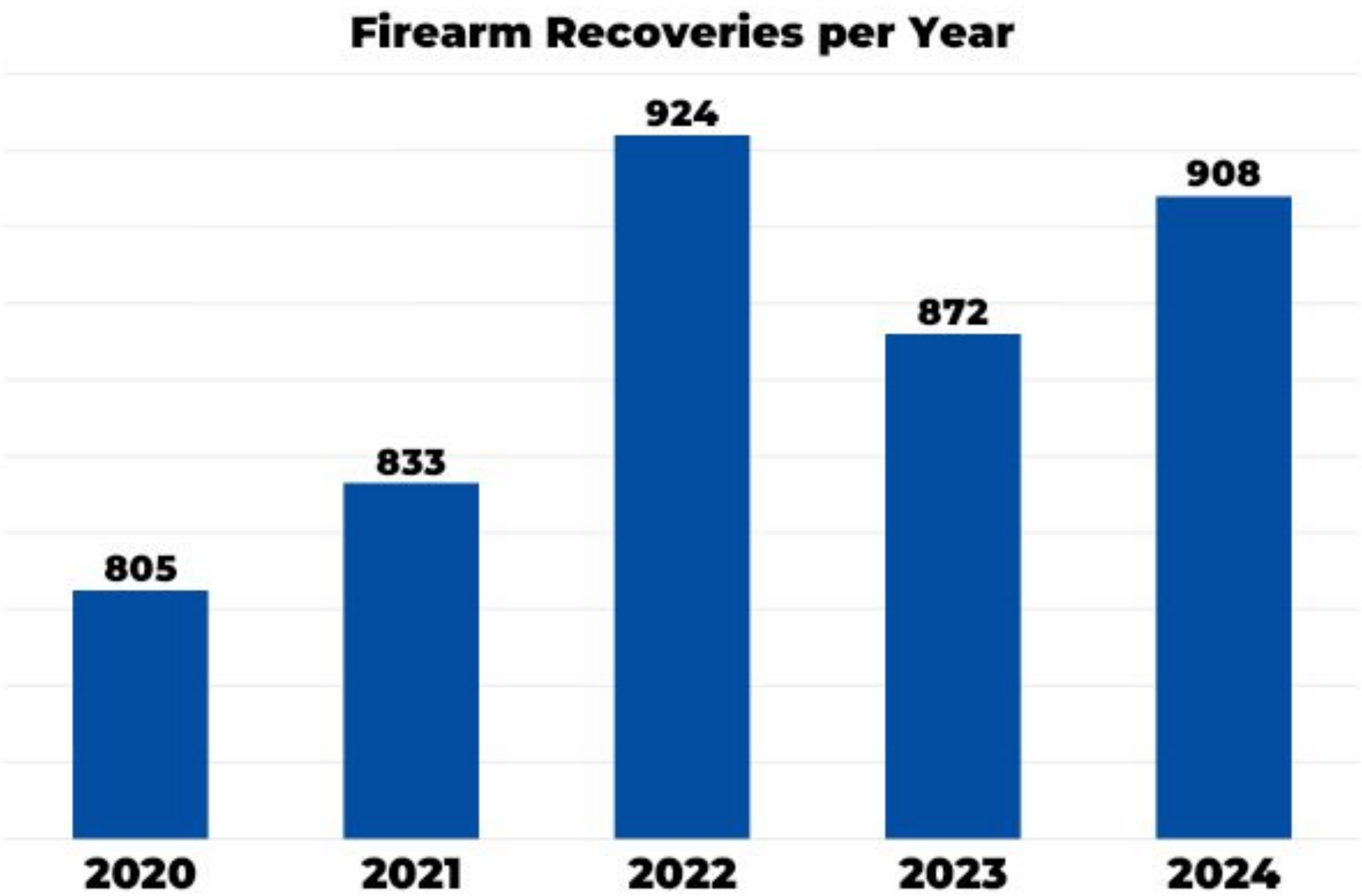


- Overall incidents of gunfire in the city declined 15% in 2024 and declined 37% when compared to the 5-year average.
- 2024 was the lowest year for incidents of gunfire in the city since at least 2011 when reliable tracking began.

Firearm Recovery

908 firearms recovered


- +4% vs 2023
- 588 Crime Guns
- 320 Surrendered Firearms
- 64 privately manufactured firearms
- 15 firearms fired fully automatic



Community Interaction Teams

Community Policing in Action

- Strategically deployed – flexible and mobile
- Address crime and fear of crime
- Respond to community concerns
- Problem solving
- Visibility



Community Interaction Teams



BOSTON POLICE DEPARTMENT

Community CompStat

Community Engagement

468 Community Members



City Wide Communication

13 Meetings held across Boston



Solving Problems and Focusing Resources

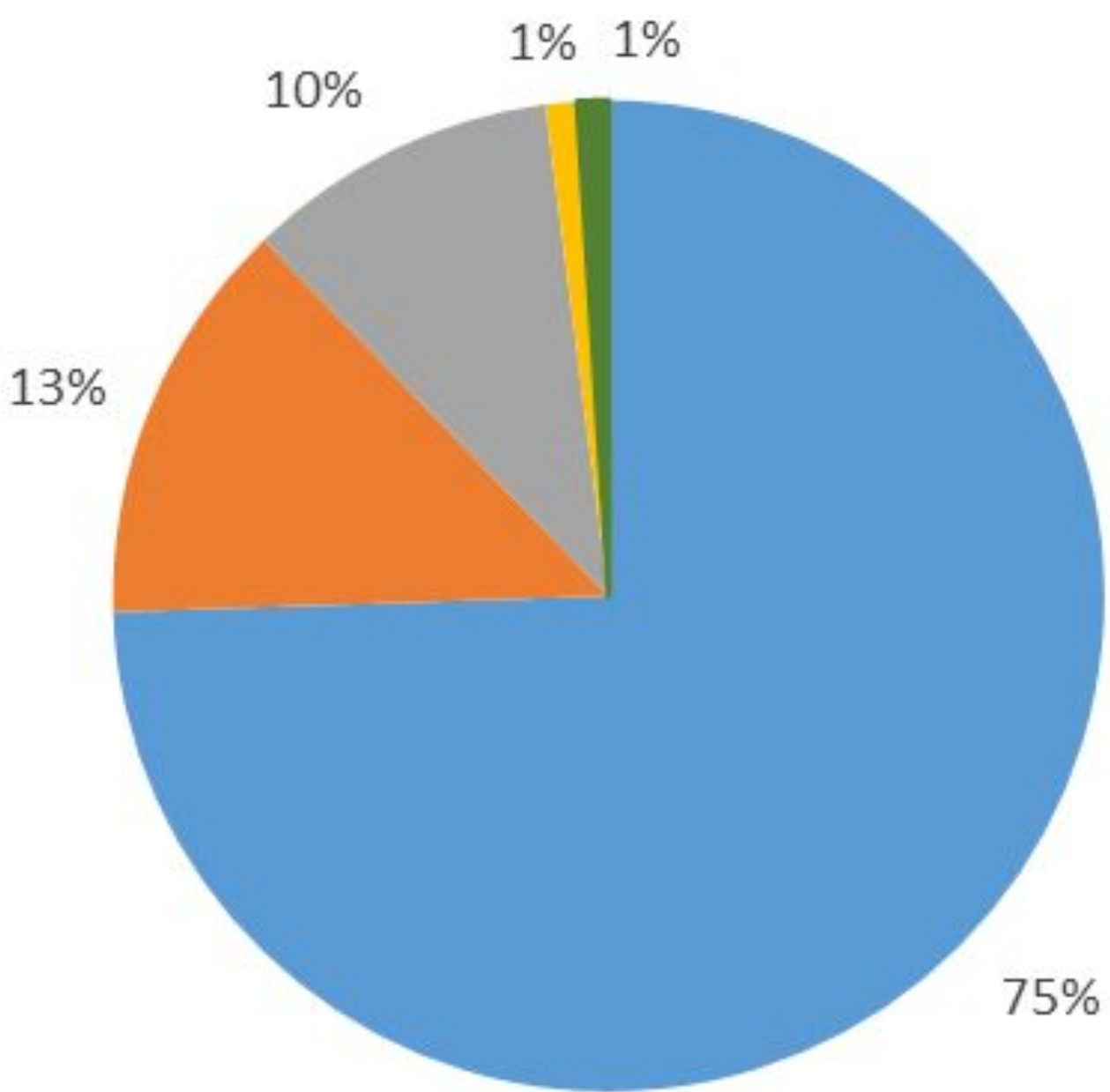
Address community concerns in real time

BUILD TRUST/COMMUNITY FEEDBACK LOOP

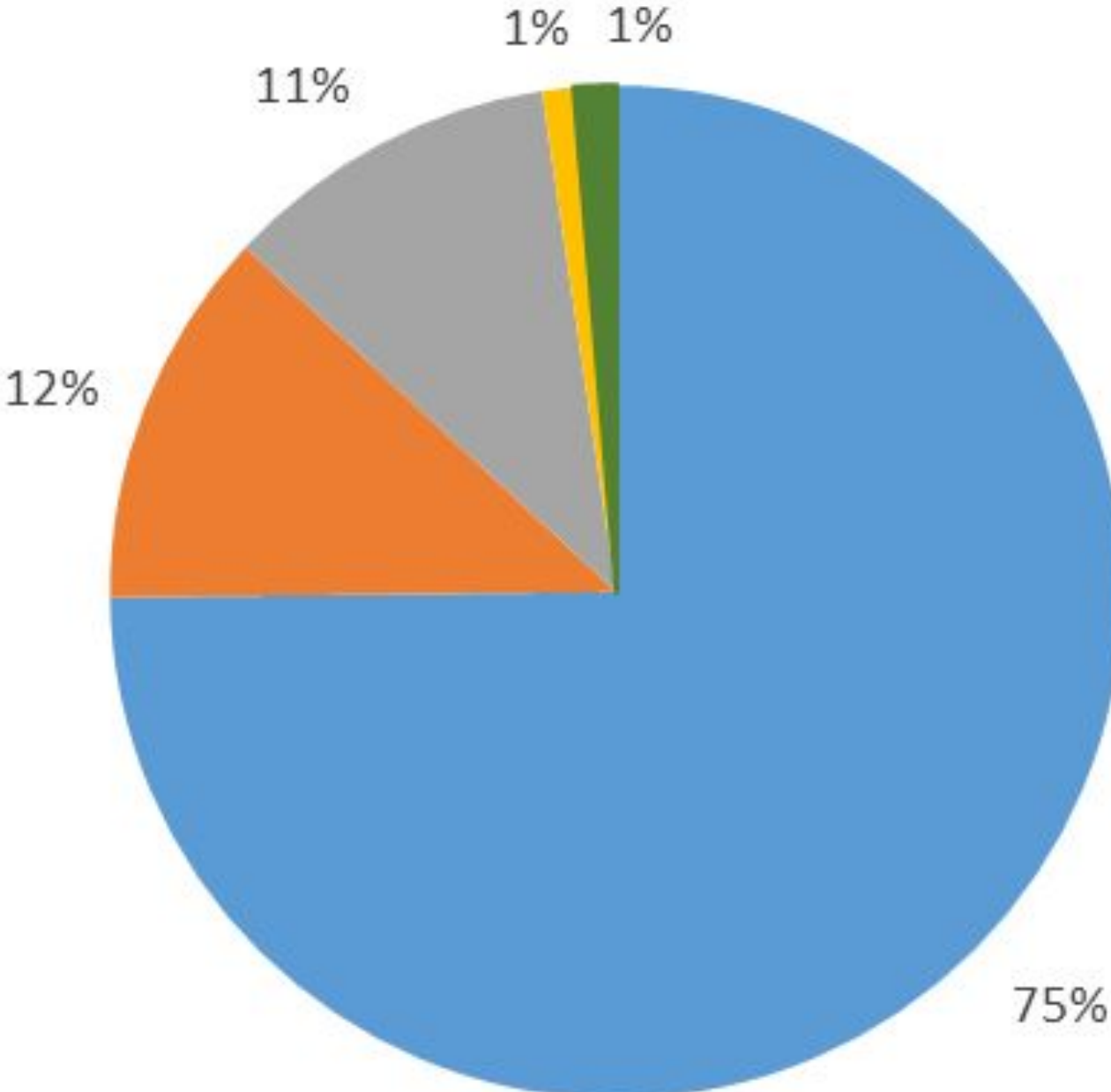
Community CompStats serve as a platform to exchange information and directly engage with the community, ensuring that our service aligns with the needs of the city we proudly serve.

Community CompStat Feedback

Today's meeting helped me feel more confident in the police





Today's meeting made me feel more comfortable interacting with the police



Strongly Agree Slightly Agree Neither agree or disagree Slightly disagree Strongly disagree

Connections to Services

- Street Outreach Unit
- BEST Clinicians
- Co-Response Model
- Crisis Intervention Training
- YouthConnect
- Hub Model
- Mental Health Social Media Campaign
- Coordinated City Strategy to address substance use disorder, mental health and homelessness
- Clearing of Encampments at Mass & Cass
- Ongoing maintenance plan / addressing displacement



Additional Highlights

- CALEA Accreditation Manager and PowerDMS
- Piloting Central Booking
- Tasers for patrol force
- Expansion of BWCs to Superiors and Detectives
- New Paid Details System
- Promotional Exams
- Introduction of Copper, BPD's First Comfort Dog
- Record Numbers of Special Events



BOSTON POLICE DEPARTMENT