



THE URBAN ELECTRIC C<sup>o</sup>.



SULLIVAN'S ISLAND



# SULLIVAN'S ISLAND

SULLIVAN'S ISLAND WALL REGULAR

JG-2700WR

## DIMENSIONS

Width	9in
Height	20.5in
Depth	6in
X	10.5in

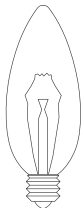
## MOUNTING

Recommended Installers	2
Weight	11lbs
Backplate	8in x 12.5in
Junction Box	4in oct/rnd



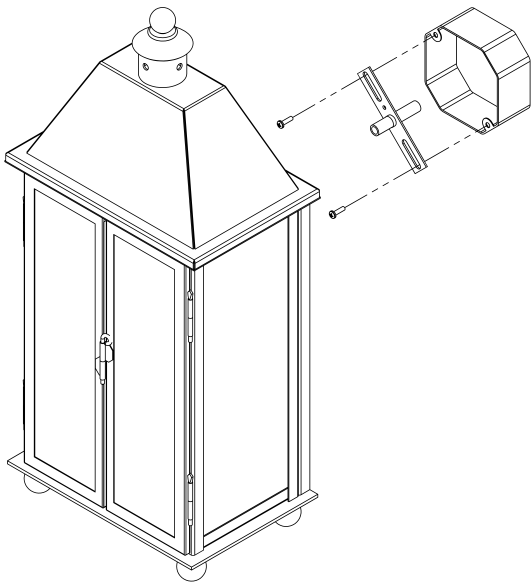
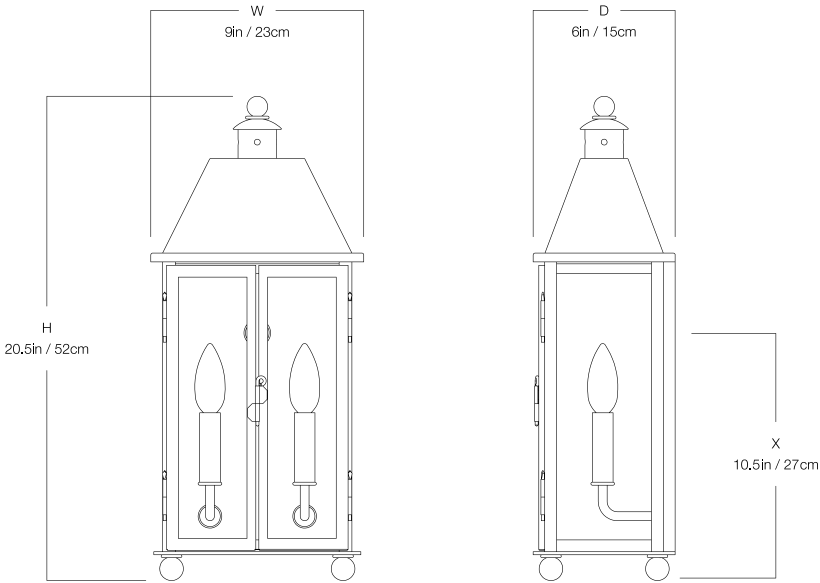
## LAMP / WIRING

Max Wattage	(2) 60W C
Ships with complimentary LED bulbs	



## RATING

Suitable for WET locations  
UL Listed



SULLIVAN'S ISLAND

FINISH		
Standard	Premium I (+\$195)	Premium II (+\$358)
Antique Brass	Antique Gilt	Heirloom
Black	Blackened Pewter	Polished Brass Lacquered
Blackened Brass	Hewn Brass Lacquered	Polished Brass Unlacquered
Blackened Copper	Hewn Brass Unlacquered	Polished Nickel
Bronze	Pewter	Tarnished Brass
Darkened Copper	Seaside Bronze	Tarnished Copper
Raw Copper	Statuary Bronze Powder Coat	
White	Vintage	
Signature Color (+\$195)	Custom Paint (+\$195)	Custom Powder Coat (+\$195)
Alabaster White	Paint Selection	Powder Coat
Bookish Red		
Camel		
Carbon Black		
Chisholm Blue		
Curry		
Drab Green		
Dusty Pink		
Dutch Blue		
Gallery Green		
Ginger		
Icon Blue		
Ivy Green		
Lake Blue		
Lamb's Ear Green		
Moss		
Mulberry		
Navy Base		
Smoke Blue		
Stone		
Storm Gray		
Umber Brown		