

# FIFA World Cup Boston 2026™

## Fan Walk Playbook

---

*April 15<sup>th</sup> 2026*

---

*Disclaimer: This document is for informational purposes only and is not intended as legal advice. All interested groups are directed to the relevant City of Boston Permitting Process applications and/or the Foxborough rules and restrictions noted herein. Boston26 is not responsible for any safety and security-related matters, risks, or consequences. Boston26 will not pay for, reimburse, or cover any costs, expenses, or damages related to safety and security under any circumstances.*

# Contents

- 1. Background & Overview ..... 3
- 2. Boston Match Schedule ..... 3
- 3. Necessary Approvals & Permits ..... 4
  - 3.1 City of Boston Required Steps..... 4
  - 3.2 Required Permit: Public Way Special Event Permit ..... 4
  - 3.3 Insurance ..... 5
- 4. Permit Submission Timelines ..... 5
- 5. Stadium Coordination (Foxborough/Boston Stadium) ..... 5
- 6. Other Information for Organizers..... 6
- 7. Supporting Participants ..... 6
  - 1. Code of Conduct ..... 7
    - 1.1 All Participants MUST:..... 7
    - 1.2 All Participants MUST NOT:..... 7
  - 2. Prohibited Items & Restrictions ..... 8
    - 2.1 Hazardous & Dangerous Items..... 8
    - 2.2 Alcohol & Drugs..... 9
    - 2.3 Flags, Political & Offensive Materials ..... 9
    - 2.4 Other Prohibited Items..... 9
    - 2.5 Restrictions ..... 9
  - 3.1 Route 1: Boston Common ..... 11
    - Route 1 - Boston Common to South Station..... 11
    - Getting to Meeting Point 1: Boston Common..... 12
  - 3.2 Route 2: Lawn on D, Seaport ..... 12
    - Route 2 - Lawn on D to South Station ..... 12
    - Getting to Meeting Point 2: Lawn on D ..... 13
  - 3.3 Route 3: City Hall Plaza ..... 14
    - Route 3 - City Hall to South Station..... 14
    - Getting to Meeting Point 3: City Hall Plaza ..... 14
- 4. Getting to the Stadium ..... 15
  - 4.1 Boston Stadium Trains ..... 15
  - 4.2 Stadium Express Buses ..... 15

# Section 1: Information for Fan Walk Organizers

## 1. Background & Overview

The Boston 26 Fan Walk Playbook outlines the process by which Fan Liaison Officers and/or Team Supporter Groups may apply for and obtain the necessary approvals and permits to organize a Fan Walk during the FIFA World Cup Events in Boston.

This guide takes into consideration that each Fan Group will have a different number of participants and organizational ability; thus, the City of Boston has worked to streamline the existing permit approval process to support Fan Groups in organizing a safe and approved Fan Walk.

A Fan Walk is a structured procession of supporters participating in or around a major football event. Features may include:

- Fans in team colors and gear walking together from a gathering point toward a venue or fan zone
- A planned route allowing fans to gather, chant, and wave flags, possibly accompanied by music or DJs
- A public celebration or welcoming event ahead of a match, facilitated by host city/local authorities with crowd control and security in mind
- A safe way to move large numbers of fans in a festive atmosphere

## 2. Boston Match Schedule

Day	Date	Match	Time
Saturday	6/13	Haiti v. Scotland	21:00 ET
Tuesday	6/16	IRQ/BOL/SUR v. Norway	18:00 ET
Friday	6/19	Scotland v. Morocco	18:00 ET
Tuesday	6/23	England v. Ghana	16:00 ET
Friday	6/26	Norway v. France	15:00 ET
Monday	6/29	Round of 32 - Match 74	16:30 ET
Thursday	7/9	Quarter Final - Match 97	16:00 ET

## 3. Necessary Approvals & Permits

The Fan Walk permit application process is only intended for specific activities – such as a group of football fans walking in support of their team – which meet ALL of the following criteria:

- Duration is under 90 minutes
- Participation exceeds 150 individuals
- May be accompanied by music and instruments
- May include 1 or 2 support vehicles (meeting the Commercial Vehicle Parade Inspection Criteria)
- Must NOT include floats, open fires, pyrotechnics, smoke, marine flares, or giveaways
- Must remain non-political with no political affiliation, funding, or banners

Groups with fewer than 150 participants may walk without a permit as long as they remain on the sidewalk and follow the Code of Conduct (Section 4). If a group is unsure of expected participant numbers, they are still required to coordinate with the City of Boston for advice on appropriate next steps.

For Fan Walk inquiries within the City of Boston, contact: [fanwalkinfo@boston.gov](mailto:fanwalkinfo@boston.gov)

### 3.1 City of Boston Required Steps

The City of Boston has streamlined the approval and permitting process for groups wishing to organize a Fan Walk. The process is outlined below.

Depending on the anticipated size of the Fan Walk, organizers may be asked to attend a pre-arranged virtual conference with the Special Events Committee.

Important: Organizers who do not follow the required process may be subject to fines, with participants being asked to disperse immediately.

### 3.2 Required Permit: Public Way Special Event Permit

A Public Way Special Event Permit Application is required for any Fan Walk using a street or highway that is open to the public and controlled/maintained by the City of Boston's Boston Transportation Department (BTD).

Complete the application via the link below:

[City of Boston Fan Walk Permit Application](#)

Submission Timeline:

- Group Stage matches: Submit no later than 30 days prior to the fan walk date
- Round of 32 and Semi-Final Knockout rounds: Notify the city as early as possible, and no later than 5 days prior

### 3.3 Insurance

Fan Walks are classified as Tier 2 Events by the City of Boston, and insurance is recommended. The City of Boston has provided the following Special Event Insurance Portal for organizers seeking insurance resources:

[Special Event Insurance Portal](#)

*Disclaimer: This list is open to all local vendors that choose to identify themselves for this listing. Purchases are not guaranteed by the City of Boston. The City is not responsible for any loss or damage that may result from ordering from one of the suppliers listed. The list is provided for information only – the City has not formally vetted the products offered by any listed company, does not represent that any company's products are suitable for any specific purpose, and does not "approve" or otherwise prefer companies listed.*

### 4. Permit Submission Timelines

The following dates should be considered when planning a Fan Walk for your group:

Match Date	Match	Permit Submission Deadline
Saturday, June 13	Match 5 - Haiti v. Scotland	Friday, May 15
Tuesday, June 16	Match 18 - IRQ/BOL/SUR v. Norway	Tuesday, May 19
Friday, June 19	Match 30 - Scotland v. Morocco	Friday, May 22
Tuesday, June 23	Match 45 - England v. Ghana	Tuesday, May 26
Friday, June 26	Match 61 - Norway v. France	Friday, May 29
Monday, June 29	Match 74 - Round of 32 (TBD)	Friday, June 26*
Thursday, July 9	Match 97 - Quarter Final (TBD)	Saturday, July 1*

\* deadlines for Round of 32 and Quarter Final matches are before the teams playing are confirmed. If a team believes it may play in one of these matches, they should apply for the permit by the deadline above and once the teams are confirmed, they will be notified as to whether the permit application has been successful (providing that the application has met the requisite criteria).

### 5. Stadium Coordination (Foxborough/Boston Stadium)

Fan Walks are not permitted at Boston Stadium (Gillette Stadium).

However, for groups who have organized charter buses or purchased parking at or near the stadium, the Stadium Operations Team and local Law Enforcement will work with your Fan Group to designate an area for your group to congregate.

Important: All people coming to the stadium MUST have a match ticket.

For stadium coordination, please contact: [FIFAWorldCup@GilletteStadium.com](mailto:FIFAWorldCup@GilletteStadium.com)

Any group coordination for stadium attendance must be submitted no later than seven (7) days in advance of the match.

## 6. Other Information for Organizers

During the permit process, groups will be asked to identify:

- Any points along the route where they plan to stop
- The amount of time they expect to spend at each stop
- The activities they intend to conduct at each stop

Fan Walk inquiries within the City of Boston can be submitted to: [fanwalkinfo@boston.gov](mailto:fanwalkinfo@boston.gov)

The City of Boston Fan Walk parade permit application link:

[https://docs.google.com/forms/d/e/1FAIpQLSdv1YFptM6Fy7mElfmFPRtyxfuObacHADPtOXIFy\\_Wumlf2CQ/viewform](https://docs.google.com/forms/d/e/1FAIpQLSdv1YFptM6Fy7mElfmFPRtyxfuObacHADPtOXIFy_Wumlf2CQ/viewform)

## 7. Supporting Participants

[We ask Fan Walk organizers to share the information in Section 2 with potential walk participants particularly in relation to how they intend to travel on the day.](#)

# Section 2: Information for Fan Walk Participants

## 8. Code of Conduct

We look forward to hosting football fans in our great region and city and hope that you have a fantastic experience while you are here. The information set out below is intended to ensure that the Fan Walks are a safe and enjoyable experience for fans.

The Fan Walk Code of Conduct applies to all Fan Walks held during the FIFA World Cup 2026™. By participating in a Fan Walk, you agree to the following rules and regulations. This Code of Conduct has been prepared by Boston 26 in partnership with the City of Boston, the Town of Foxborough, the Stadium, and other appropriate stakeholders.

The Code of Conduct applies to all areas associated with the Fan Walk, including the meeting point, walking route, surrounding premises, termination point, and dispersal area. It may be enforced by the City of Boston, the Town of Foxborough, and any public authorities in charge of safety, security, and public order, including police, law enforcement, and emergency services.

All instructions given by public authorities and/or security personnel must be followed by all participants. It is each participant's responsibility to ensure they are aware of and comply with the latest version of this Code of Conduct and applicable federal, state, and municipal laws. Failure to comply may result in civil or criminal fines, arrest, and/or confiscation of Match Tickets.

### 8.1 All Participants MUST:

- Conduct themselves in a way that does not cause harm, injury, danger, unnecessary obstruction, alarm, or discomfort to others, and does not cause damage to property
- Follow all instructions given by police or emergency services officials
- Disperse if instructed to do so by police or emergency services on grounds of safety and security
- Immediately remove, stop demonstrating, and/or permit confiscation of any flags, banners, or posters upon request by City Officials or Police
- Dispose of waste correctly
- Take reasonable steps to inform City/Town Officials, police, or emergency services if they become aware of an incident or damage to property during the Fan Walk

### 8.2 All Participants MUST NOT:

- Bring any prohibited items (see Section 2)
- Throw objects, substances, or liquids of any kind toward another person

- Start a fire, or release or throw fireworks, flares, smoke bombs, or pyrotechnic devices
- Engage in anti-social, violent, intimidating, threatening, or damaging behavior
- Act in a manner that is dangerous, provocative, threatening, offensive, and/or discriminatory, or that may cause a person to fear for their safety
- Intimidate, harass, or physically, sexually, and/or mentally abuse any other person
- Create any act that poses a threat to life or injures any person
- Climb structures and installations, such as fences, walls, barriers, light poles, trees, or rooftops
- Use clothing or items to conceal facial identity (except face masks worn for health/medical purposes, or national, cultural, and religious headwear)
- Chant or display materials in a political, offensive, and/or discriminatory manner, or use foul, abusive, or obscene language/gestures
- Act in an offensive or obscene manner (including streaking, flashing, or removing clothing to reveal intimate body parts)
- Be visibly under the influence of alcohol, narcotics, or any narcotic substance
- Relieve themselves in any place other than a designated toilet
- Litter or drop trash, packaging, or empty containers
- Damage vegetation, gardens, landscaping, or cultural/natural heritage sites
- Secure or affix flags, banners, or posters to surfaces of structures, or cover CCTV cameras
- Write, paint, or post anything on structural elements, installations, or passages
- Possess, use, display, or distribute materials of a political, offensive, and/or discriminatory nature
- Sell or offer to sell any goods or tickets, or conduct any commercial/promotional activities
- Solicit donations in cash or in kind
- Commit any type of crime in violation of applicable laws

These lists are not exhaustive. The City of Boston reserves the right to make a final decision on whether any behavior is prohibited, which must be respected. Non-compliance may result in fines, arrest, and/or confiscation of Match Tickets.

## 9. Prohibited Items & Restrictions

The following items are prohibited at all Fan Walks. Possession of a prohibited item may result in enforcement measures such as fines, arrest, and confiscation of Match Tickets.

### 9.1 Hazardous & Dangerous Items

- Weapons of any type (firearms, knives, batons, pepper spray, tasers, projectiles)
- Explosives, detonators, fireworks, flares, smoke bombs, and any smoke-emitting materials

- Body armor, helmets, or identity-concealing gear (except religious, medical, or ADA-approved items)
- Work tools or sharp instruments capable of being used as weapons
- Toxic, radioactive, or corrosive materials; spray cans, compressed gases, or flammable substances
- Large objects exceeding a combined length + width + height of 75 cm (30 in.)
- Inflatable or powdered materials (balloons, flour, etc.)
- Bicycles, strollers, rollerblades, scooters, or skateboards
- Cylinders or compressed gases of any type (liquid propane, helium, nitrous oxide, acetylene, etc.)
- Gasoline or propane generators

## 9.2 Alcohol & Drugs

- No consumption of alcohol or open containers
- Drugs, narcotics, or stimulants of any kind are strictly prohibited

## 9.3 Flags, Political & Offensive Materials

- No political, offensive, discriminatory, or commercial items, including banners, signs, apparel, or flags promoting hate, discrimination, or political messages
- Commercial promotional items and advertising paraphernalia are not permitted

## 9.4 Other Prohibited Items

- Electronic, musical, and telecommunication equipment (unauthorized)
- Drones, unmanned aircraft, and remote-controlled devices
- Any other item that law enforcement determines poses a public safety risk

## 9.5 Restrictions

The following is prohibited with regard to vehicles:

- Throwing of any articles from vehicles
- Jumping on and off the vehicle once it is underway.
- Defective or underinflated tires.
- Frame or suspension defects.
- Detectable fluid leaks. Any vehicle with a noticeable leak or with an odor of a fuel leak will be immediately removed from the assembly area or parade route and may be towed from the area.
- Overweight vehicles.
- Overloaded vehicles.
- Over height vehicles - 13'6" maximum height.

- Motor vehicle or trailer over 102" (8'6") wide
- Any staging to be built on trailer bed unless the load conforms to local, state and federal regulations.

# Section 3: City of Boston

## Fan Walk Routes

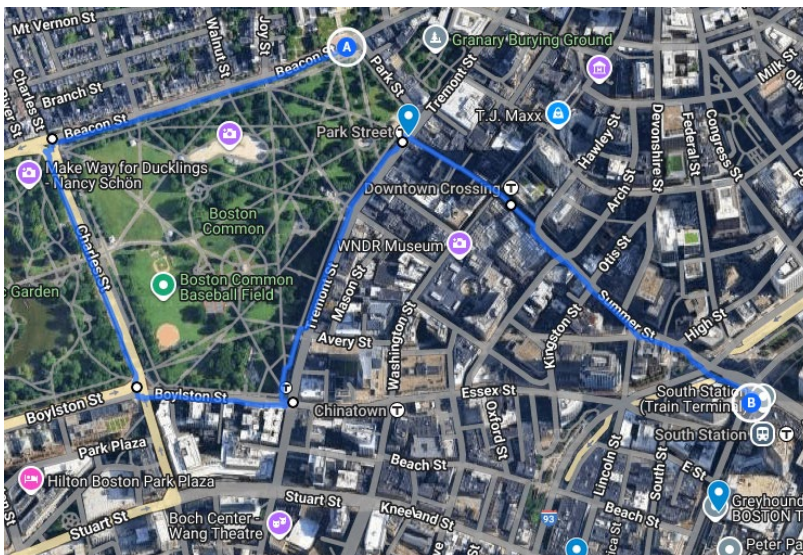
There are three (3) approved Fan Walk Routes in Boston. The City of Boston will work with each Fan Group to determine the most appropriate route. Routes are as follows:

- Route 1: Boston Common
- Route 2: Lawn on D, South Boston
- Route 3: City Hall Plaza

Each route has a designated meeting point, which is indicated in the maps below.

### 3.1 Route 1: Boston Common

#### Route 1 - Boston Common to South Station



[Map image: Boston Common to South Station (route in blue)]

Route Length: Approximately 3.1 km / 1.9 miles

Route:

Robert Gould Shaw Memorial on Boston Common (Beacon St @ Park St) (Point A on map above)

- Head southwest on Beacon St
- Sharp left onto Charles St
- Turn left onto Boylston St
- Turn left onto Tremont St (Point B on map above)

Please note: The rally point must be within Boston Common, not on Beacon or Park Street.

## Getting to Meeting Point 1: Boston Common

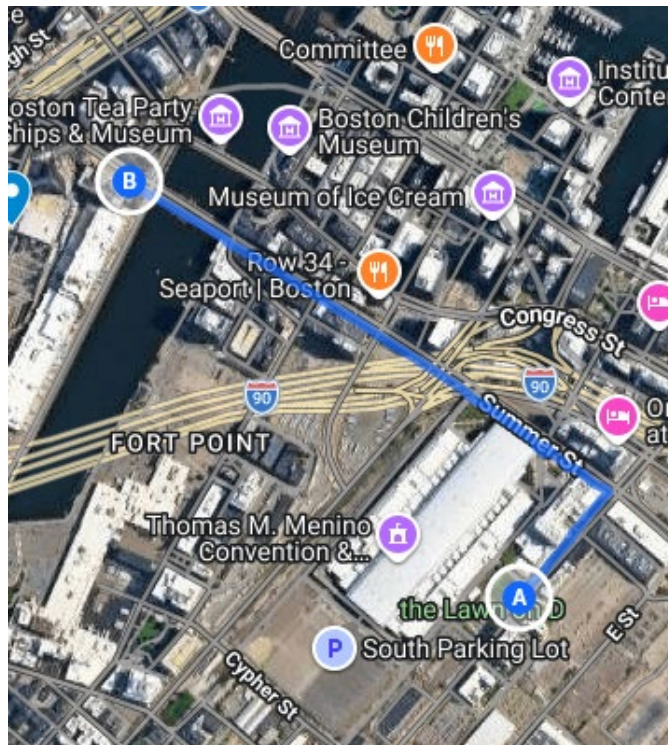
Meeting Point 1 is located within Boston Common at the Robert Gould Shaw 54th Memorial and the steps on the Boston Common, which lead to the Memorial, nearest to the corner of Beacon Street and Park Street. It is across from the front gate of the Massachusetts State House.

From Park Street Station (Red or Green Line):

- Take the Green Line or Red Line to Park Street Station
- Exit Park Street Station
- Four-minute walk uphill on Boston Common toward the State House

## 3.2 Route 2: Lawn on D, Seaport

Route 2 - Lawn on D to South Station



*[Map image: Lawn on D to South Station (route in Blue)]*

Route Length: Approximately 2.4 KM or 1.5 Miles

Route:

Lawn on D

- Lawn on D (Point A on map above)
- Head northwest on D St
- Turn left onto Summer St
- Continue on Summer St to South Station (Point B on map above)

## Getting to Meeting Point 2: Lawn on D

Meeting Point 2 is Lawn on D, located next to the MCEC Convention Center.

From South Station (Red Line) - 20-minute walk (1.0 miles):

- From South Station, turn right onto Summer St
- Turn right onto D St
- Lawn on D will be on your right.

From Broadway Station (Red Line) - 20-minute walk (1.0 miles):

- Head north on Dorchester Ave
- Turn right onto W 2nd St
- Slight right to stay on W 2nd St
- Turn left onto D St
- Lawn on D will be on the left

From Andrew Station (Red Line) - 28-minute walk (1.0 miles):

- Head east toward Dorchester Ave
- Turn left onto Dorchester Ave
- Slight right onto D St
- Lawn on D will be on the left

## MBTA Bus 7

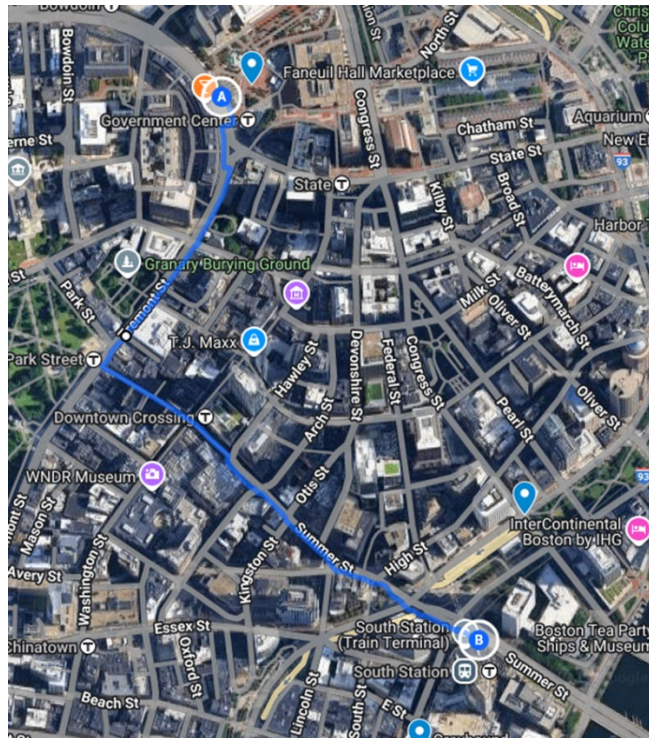
Check the MBTA trip planner: <https://www.mbta.com/trip-planner>

Bus access points:

- Bus 7 can be accessed from:
  - Downtown Boston (Otis St @ Summer St)
  - South Station / Summer St / Red Line Entrance
  - Broadway Station
  - Andrew Station

### 3.3 Route 3: City Hall Plaza

#### Route 3 - City Hall to South Station



[Map image: City Hall to South Station (route in blue)]

Route Length: Approximately 1.2 km or 0.75 miles

Route:

- Head west on E 1st St
- Turn right onto Summer St
- Continue on Summer St to South Station

#### Getting to Meeting Point 3: City Hall Plaza

Meeting Point 3 is City Hall Plaza, which is also the site of Government Center (MBTA Green Line Stop) and the FIFA Fan Festival™.

From Government Center Station (Green Line):

- Take the Green Line to Government Center Station
- Exit the station – it exits directly onto City Hall Plaza

From State Street Station (Blue Line / Orange Line):

- Take the Blue or Orange Line to State Station
- Exit onto State Street
- Head west on State Street
- State Street becomes Court Street

- Five-minute walk uphill toward City Hall Plaza

## 4. Getting to the Stadium

### 4.1 Boston Stadium Trains

The MBTA will provide Boston Stadium Train service directly to and from each World Cup match at Boston Stadium (Gillette Stadium). This will be the fastest and easiest way for most fans to reach the stadium.

Boston Stadium Trains will run an express service from South Station to the stadium and return after the match. Direct service travel time is approximately one hour each way – please plan to arrive early.

Tickets:

- Tickets for Boston Stadium Trains are on sale now and can be purchased via the MBTA's mTicket app (<https://www.mbta.com/mbta-endorsed-apps>)
- Only fans with a valid match ticket for that day can purchase a Boston Stadium Train ticket. Fans can buy a train ticket in advance of having a match ticket. However, fans will not be allowed to board without displaying proof of possession of the match day ticket.
- Tickets are only valid for the day of the match in question.
- Tickets are round trip / return journey and must be booked in advance.
- Up-to-date MBTA World Cup information can be found at: <https://www.mbta.com/guides/world-cup-guide>

All MBTA riders must follow the MBTA Riders Rules and Regulations regarding safety policies, behavior, and etiquette: [MBTA Rider Rules and Regulations](#)

Please note: No other World Cup fan activities will be held at Boston Stadium. Individuals without Match Tickets will not be permitted to enter the Stadium perimeter.

### 4.2 Stadium Express Buses

There will be Stadium Express bus services running for ticketholders for the FIFA World Cup matches at Boston Stadium. These buses will operate directly from designated hotels and pickup locations from around the Greater Boston region, operated by Yankee bus, to the Stadium (drop-off within a 10-minute walk of the Stadium). The service operates like a charter service – passengers must return to the same pickup location from which they originated.

Tickets

- Tickets for Boston Stadium Express buses are on sale now and can be purchased from <https://bostonstadiumexpress.com/fifa>
- Only fans with a valid match ticket for that day can purchase a Boston Stadium Train ticket. Fans can buy a train ticket in advance of having a match ticket. However, fans will not be allowed to board without displaying proof of possession of the match day ticket.
- Tickets are only valid for the day of the match in question.

- Tickets are round trip / return journey only and must be booked in advance.

---

*All elements are illustrative and may be modified at Boston 26's discretion.*