

RYAN WHITE SERVICES

CLINICAL QUALITY MANAGEMENT

FY 25-27 Performance Measurement Project

HETEROSEXUAL WOMEN

Purpose: To review FY 24 demographics and health outcomes of data-identified cohorts of the Boston EMA for the new Ryan White grant cycle FY 25-27.

26%

Of all clients served by Ryan White Services in FY 2024, 26% of them identified as heterosexual women.

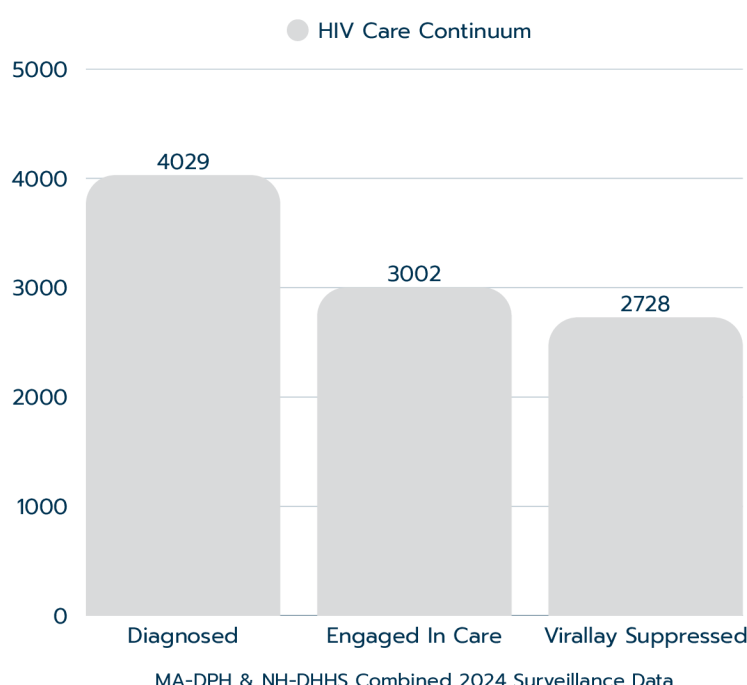


HETEROSEXUAL WOMEN DEFINITION

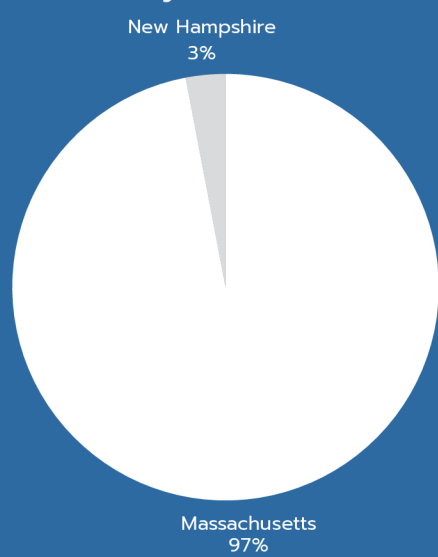
PLWH whose gender identity was either Cisgender Woman or Transgender Woman with a reported Heterosexual contact as a mode of transmission upon intake, regardless of their self-identified sexual orientation.

HIV CARE CONTINUUM

Boston EMA HIV Care Continuum



Clients by State Residence



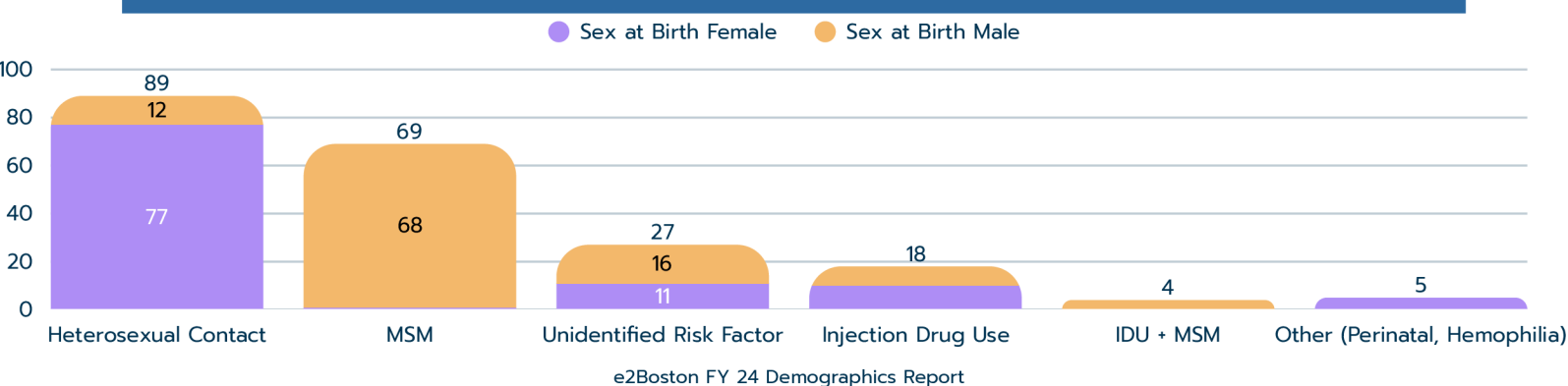
VIRAL SUPPRESSION RATE OF PART A AND MAI HETEROSEXUAL WOMEN

93.6%

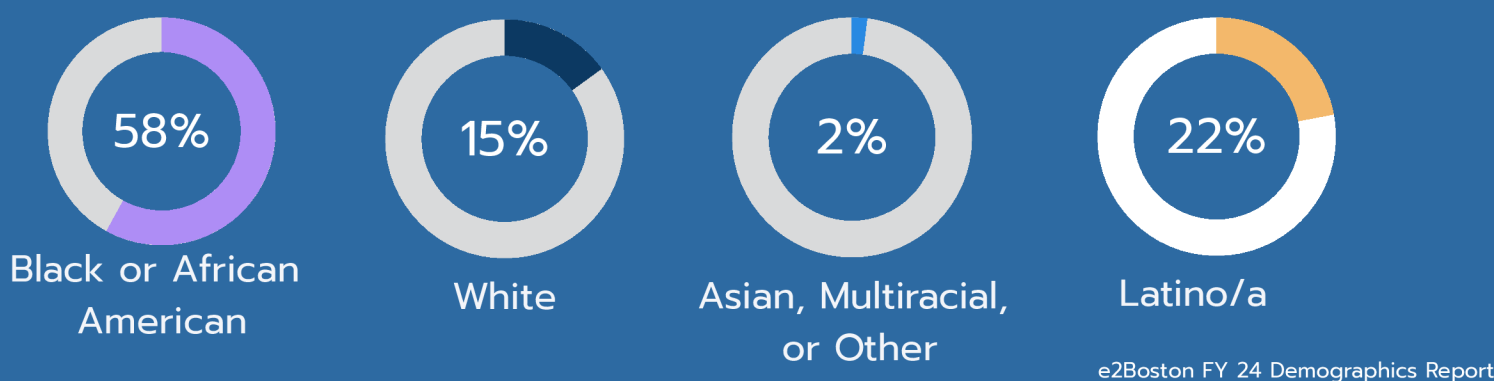
Of FY 2024 RW Part A/MAI Female Clients with submitted Medical Outcomes, 93.6% were reported as Virally Suppressed or Undetectable (Viral Load < 200 copies/ml)

e2Boston FY 24 Outcomes Measure Distribution Report

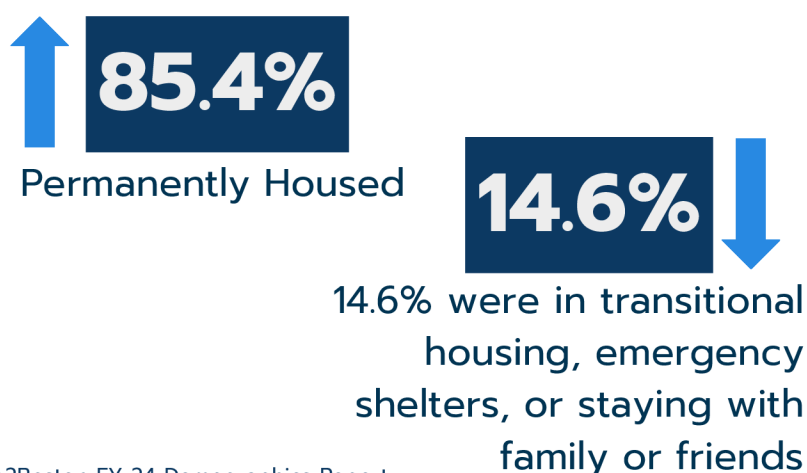
EXPOSURE CATEGORIES PART A/MAI HETEROSEXUAL WOMEN



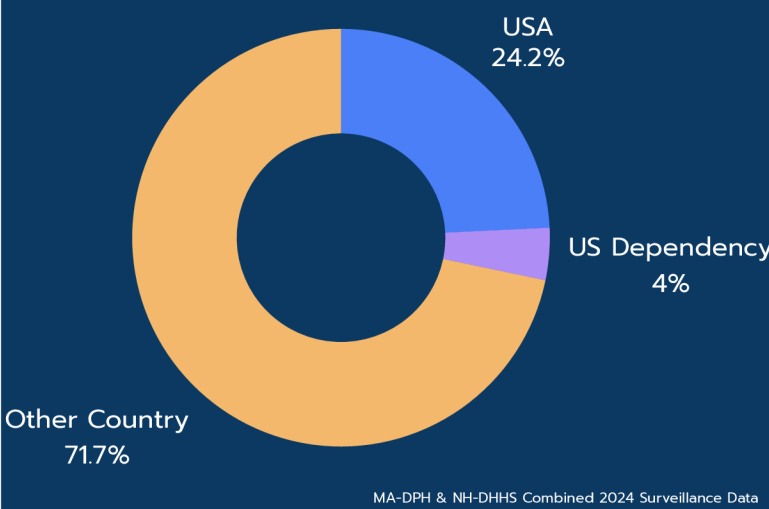
RACE AND ETHNICITY OF PART A/MAI HETEROSEXUAL WOMEN



FY 24 PART A/MAI HOUSING STATUS



COUNTRY OF BIRTH



REPORTING YEAR:
FY 24: MARCH 1, 2024 - FEBRUARY 28, 2025

DATA SOURCES:
• E2BOSTON OUTCOME MEASURE DISTRIBUTION AND DEMOGRAPHICS REPORTS
• MA-DPH, NH-DHHS HIV SURVEILLANCE 2024 DATA



RYAN WHITE SERVICES CLINICAL QUALITY MANAGEMENT

FY 25-27 Performance Measurement Project

MEN WHO HAVE SEX WITH MEN (MSM) OF COLOR

Purpose: To review FY 24 demographics and health outcomes of data-identified cohorts of the Boston EMA for the new Ryan White grant cycle FY 25-27.

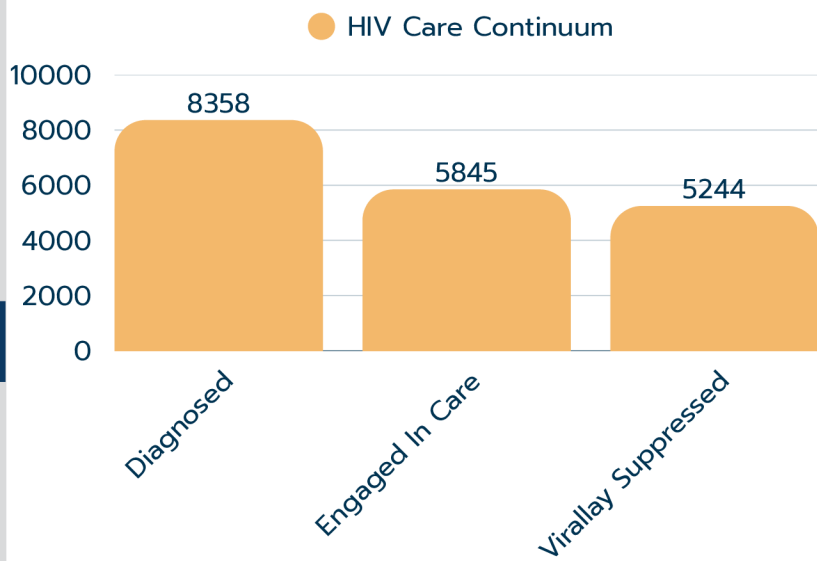
20%

Of all clients served by Ryan White Services in FY 2024, 20% of them identified as MSM of Color.



BOSTON EMA HIV CARE CONTINUUM

Boston EMA HIV Care Continuum



MA-DPH and NH-DHHS 2024 Surveillance Data

MSM OF COLOR PART A DEFINITION

PLWH who engage in sexual activity with other men who may or may not identify themselves as gay or bisexual.

e2Boston FY 24 Demographics Report

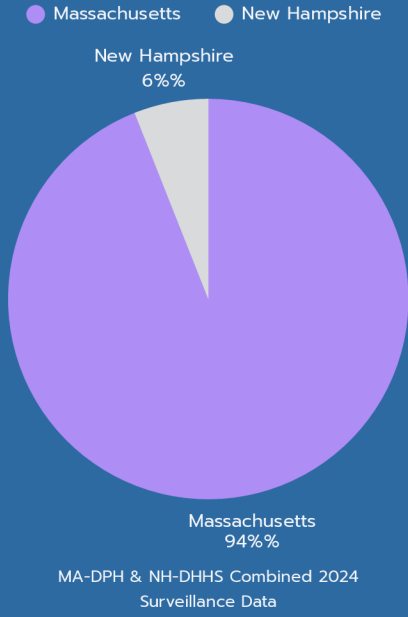
VIRAL SUPPRESSION RATE OF PART A AND MAI MSM OF COLOR

91.4%

Of FY 2024 RW Part A and MAI MSM of Color Clients with submitted Medical Outcomes, 91.4% were reported as Virally Suppressed or Undetectable (Viral Load < 200 copies/ml)

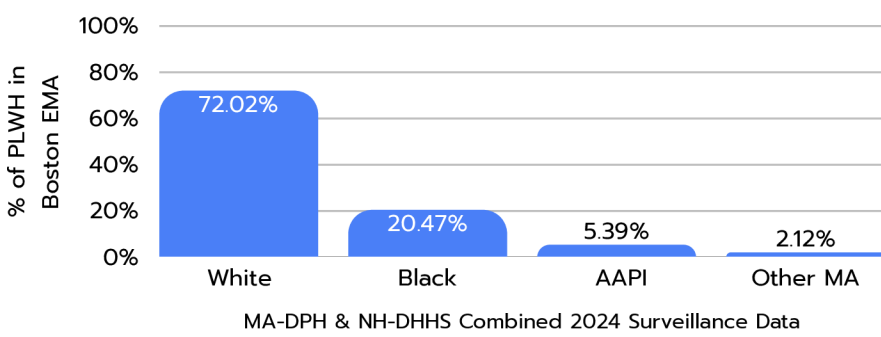
e2Boston FY 24 Outcomes Measure Distribution Report

Clients by State Residence

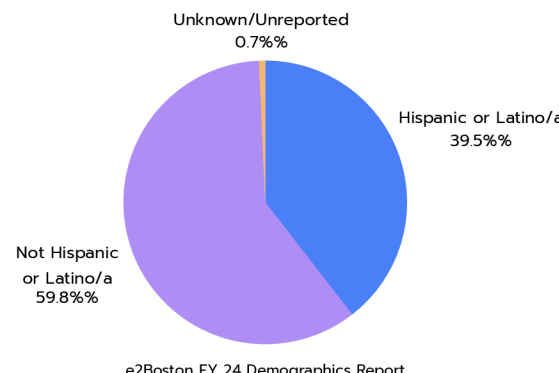


MA-DPH & NH-DHHS Combined 2024 Surveillance Data

RACE AND ETHNICITY OF PART A/MAI MSM CLIENTS




MA-DPH & NH-DHHS Combined 2024 Surveillance Data



e2Boston FY 24 Demographics Report

CARE ADHERENCE MSM OF COLOR PART A/MAI CLIENTS



e2Boston FY 24 Outcome Measure Distribution Report

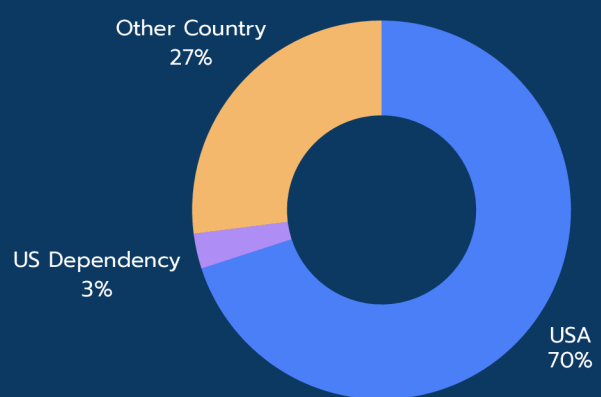
HOUSING STATUS OF PART A/MAI

75%
Permanently Housed

25%
25% were in transitional housing, emergency shelters, or staying with family or friends

e2Boston FY 24 Demographics Report

COUNTRY OF BIRTH



MA-DPH & NH-DHHS Combined 2024 Surveillance Data

REPORTING YEAR:

FY 24: MARCH 1, 2024 - FEBRUARY 28, 2025

DATA SOURCES:

- E2BOSTON OUTCOME MEASURE DISTRIBUTION AND DEMOGRAPHICS REPORTS
- MA-DPH, NH-DHHS HIV SURVEILLANCE 2024 DATA



RYAN WHITE SERVICES

CLINICAL QUALITY MANAGEMENT

FY 25-27 Performance Measurement Project

NON-US BORN PEOPLE

Purpose: To review FY 24 demographics and health outcomes of data-identified cohorts of the Boston EMA for the new Ryan White grant cycle FY 25-27.

42%

Of all clients served by Ryan White Services in FY 2024, 42% of them identified as someone born in another country

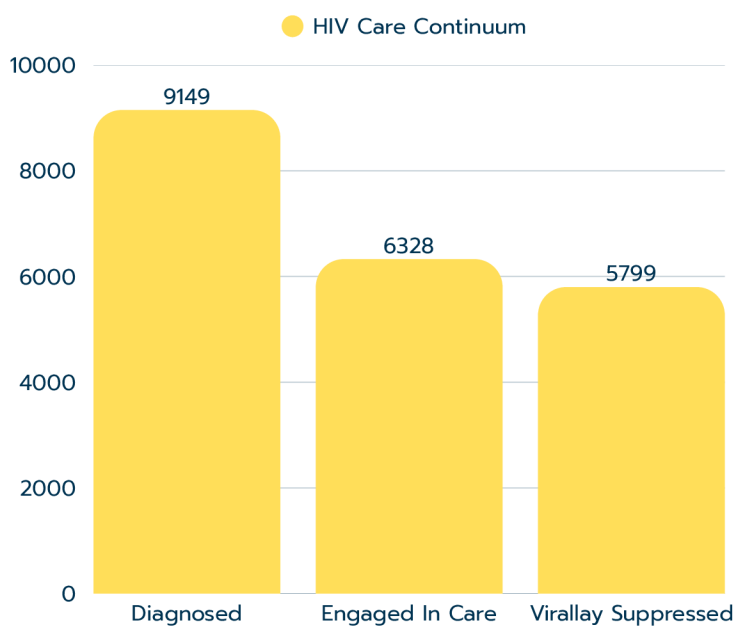


NUSB PEOPLE DEFINITION

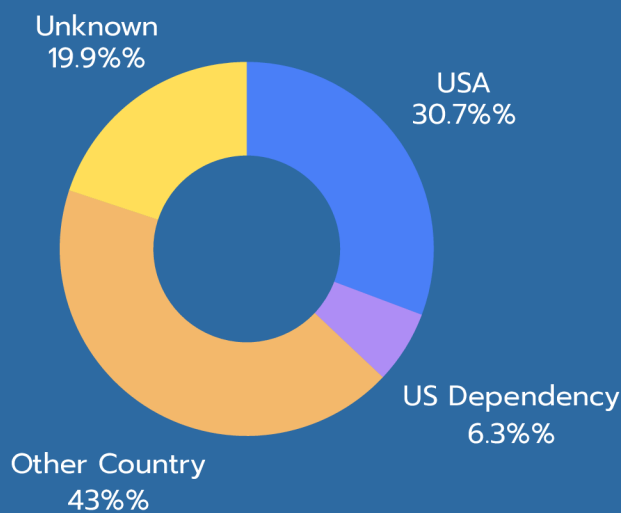
Non-US Born People (NUSB) – PLWH born outside of their country of residence, including those who became US citizens through naturalization.

HIV CARE CONTINUUM

Boston EMA HIV Care Continuum



COUNTRY OF BIRTH PART A/MAI CLIENTS



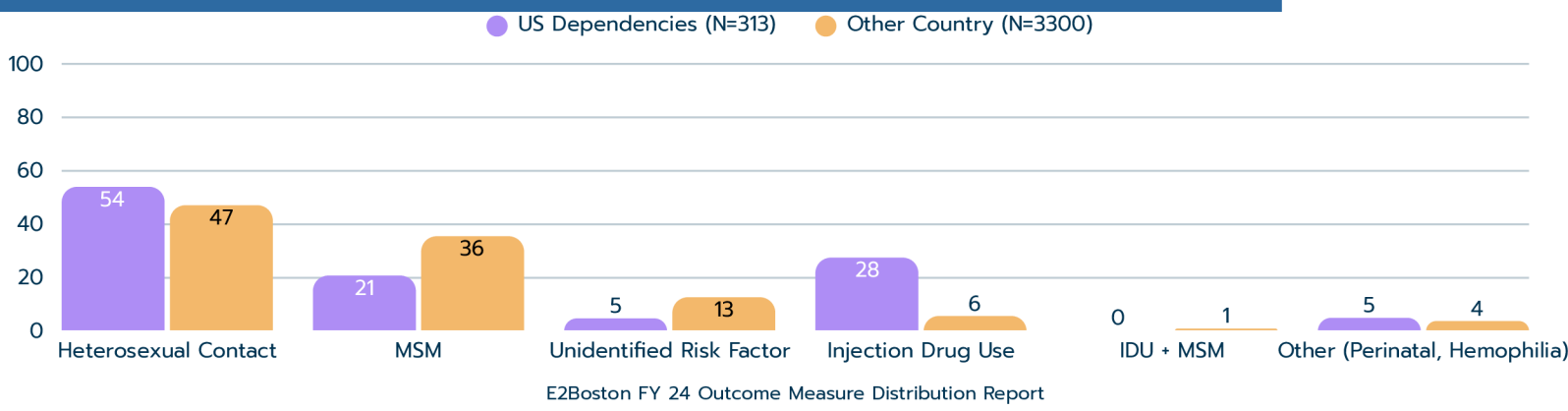
VIRAL SUPPRESSION RATE OF PART A/MAI NUSB PEOPLE

91.7%

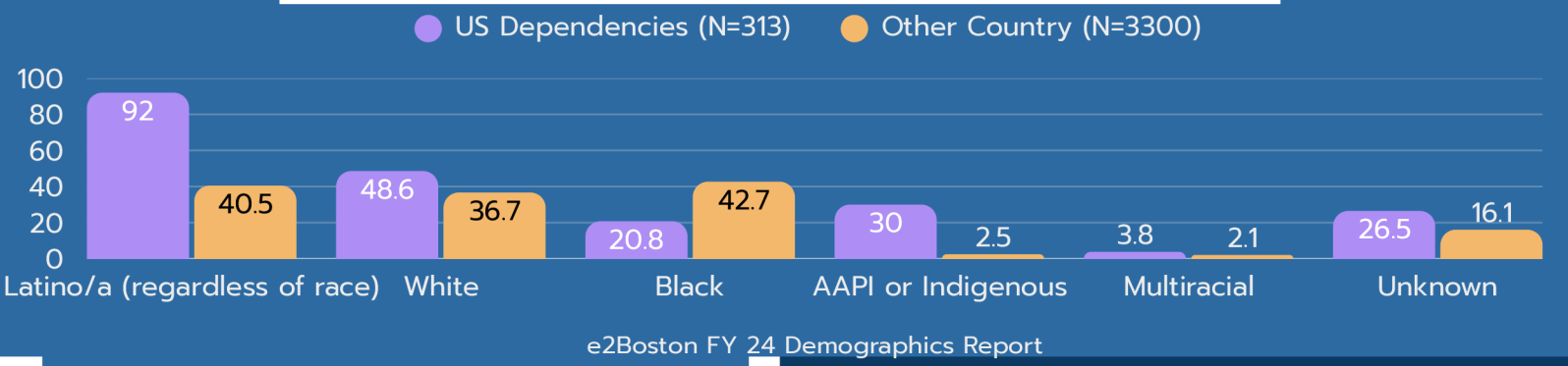
Of FY 2024 RW Part A/MAI NUSB Clients with submitted Medical Outcomes, 91.7% were reported as Virally Suppressed or Undetectable (Viral Load < 200 copies/ml)

e2Boston FY 24 Outcome Measure Distribution Report

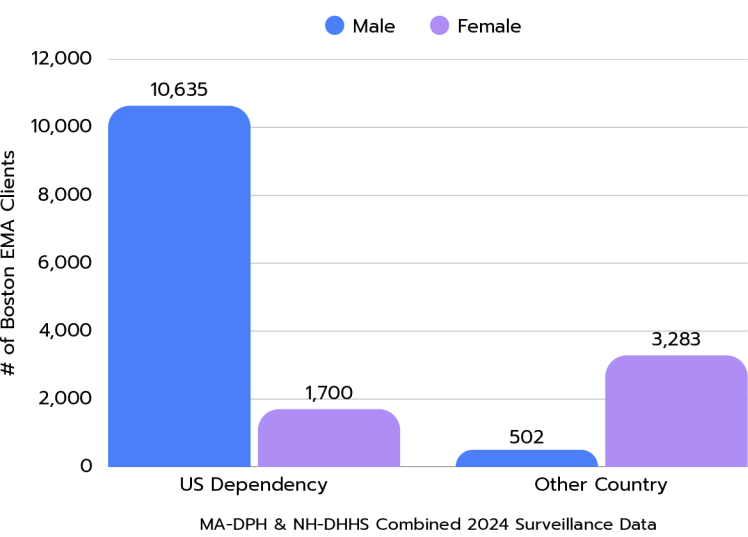
EXPOSURE CATEGORIES PART A/MAI NUSB PEOPLE



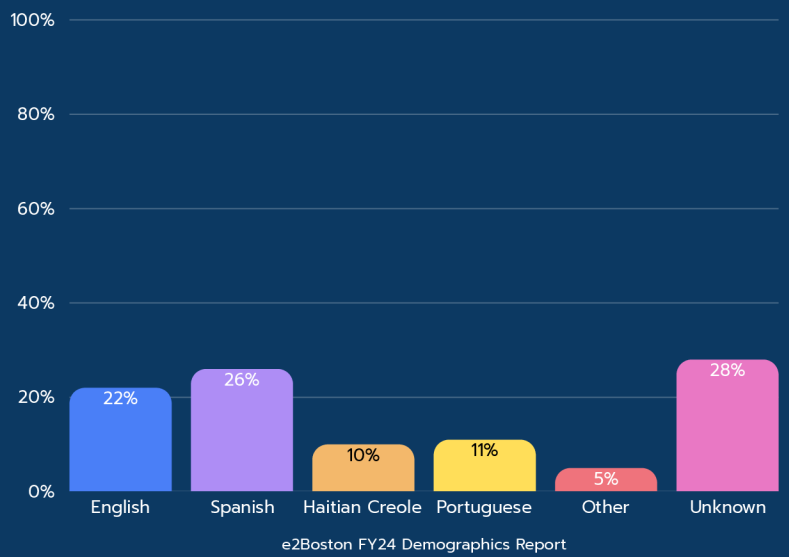
RACE AND ETHNICITY OF PART A/MAI NUSB PEOPLE



SEX AT BIRTH OF NUSB CLIENTS



Primary Language of Part A/MAI Clients



REPORTING YEAR:
FY 24: MARCH 1, 2024 - FEBRUARY 28, 2025

DATA SOURCES:

- E2BOSTON OUTCOME MEASURE DISTRIBUTION AND DEMOGRAPHICS REPORTS
- MA-DPH, NH-DHHS HIV SURVEILLANCE 2024 DATA

