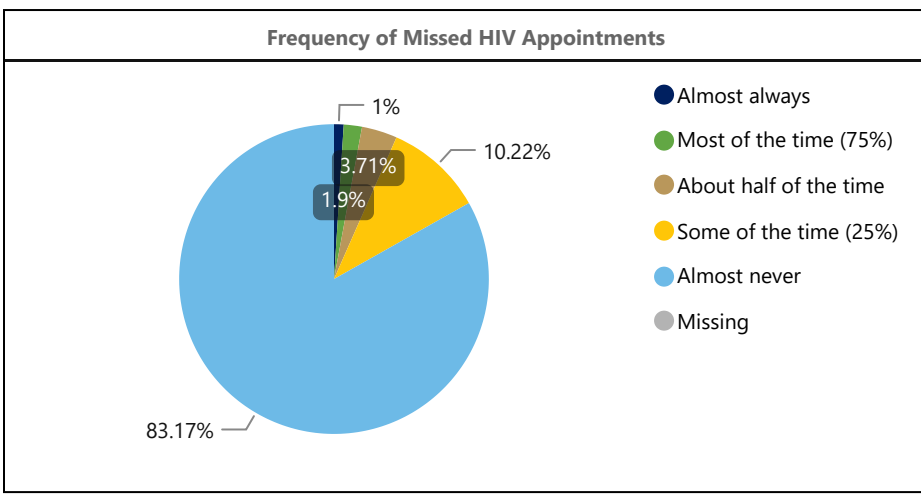
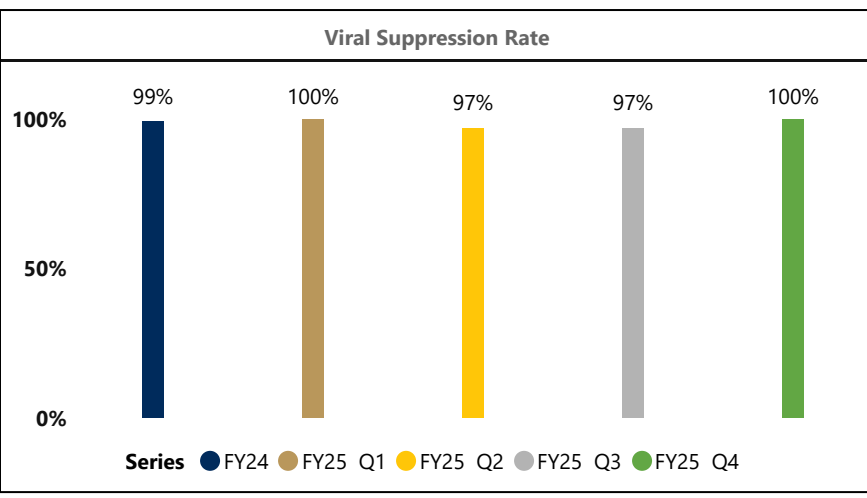
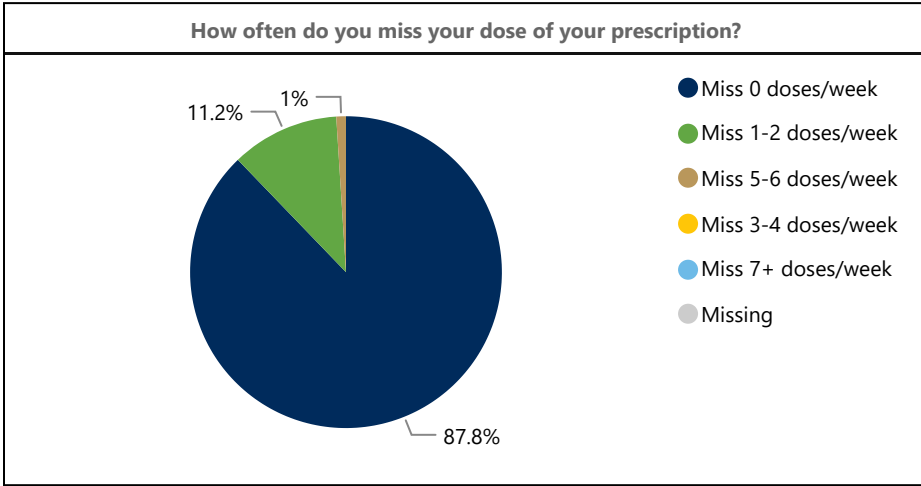
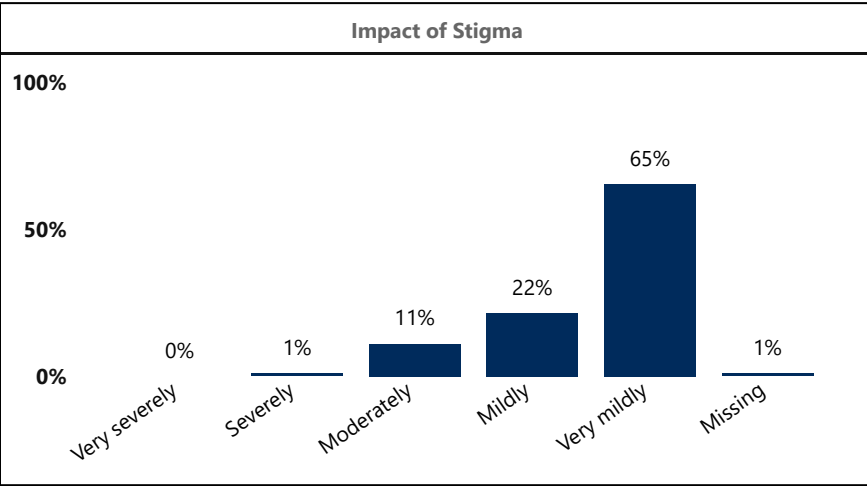


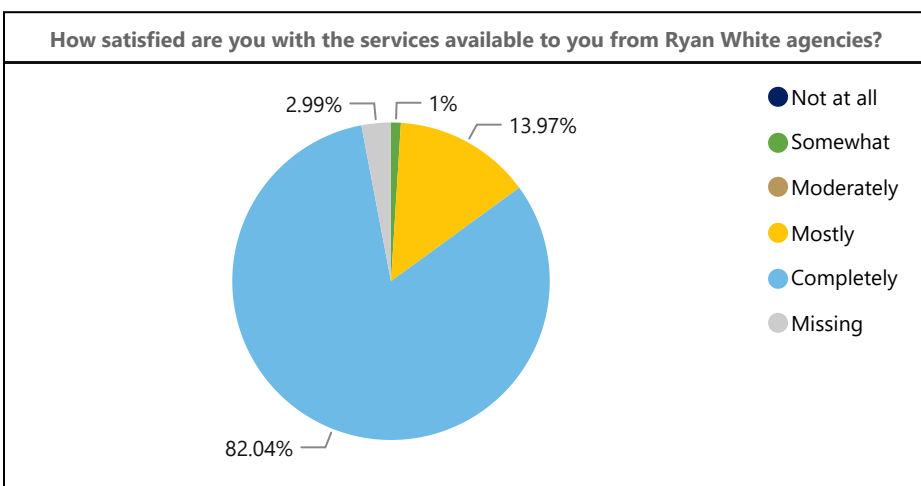
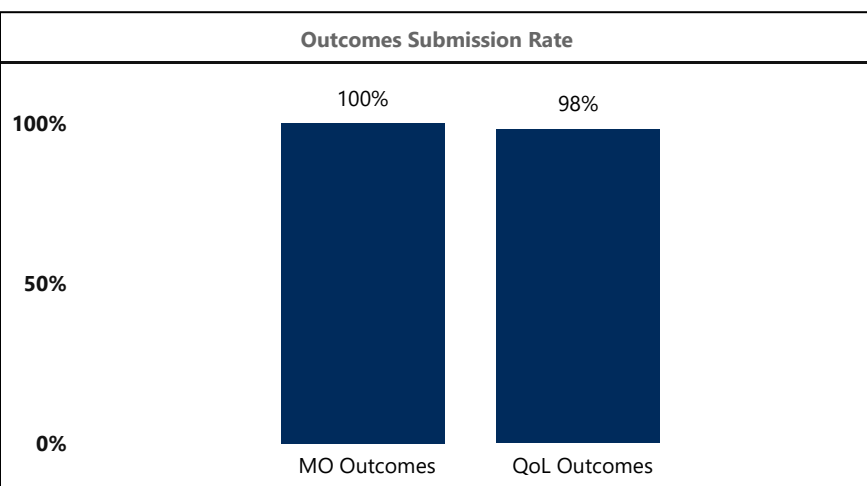
Quality Goal 2: To increase the viral suppression rate among People Living with HIV/AIDS in the Boston EMA from 90% to 92% by FY 2025.



This quarter, 100 % of your agency's Medical Case Management clients were virally suppressed. This is higher than the EMAs Q4 average of 92.02 %. Additionally, 83 % of clients with submitted QoL outcomes reported "Almost never" missing a medical appointment, compared to 17 % of clients who had to reschedule or miss an appointment.



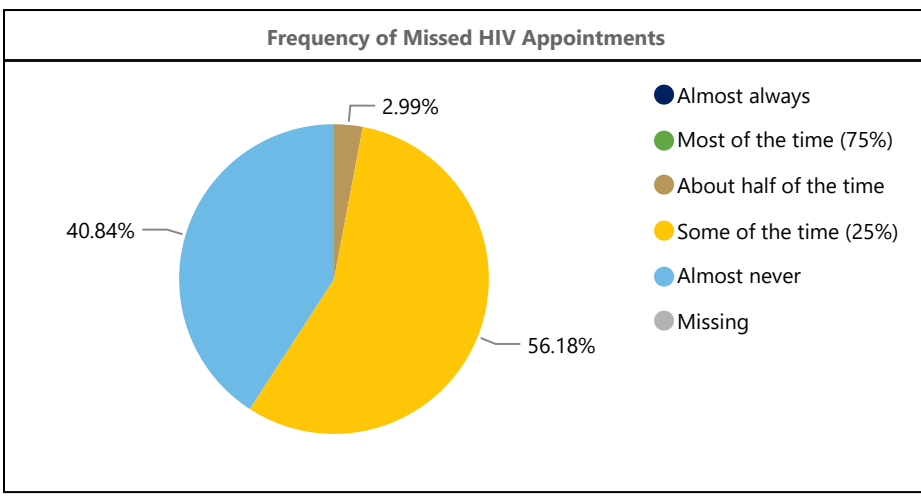
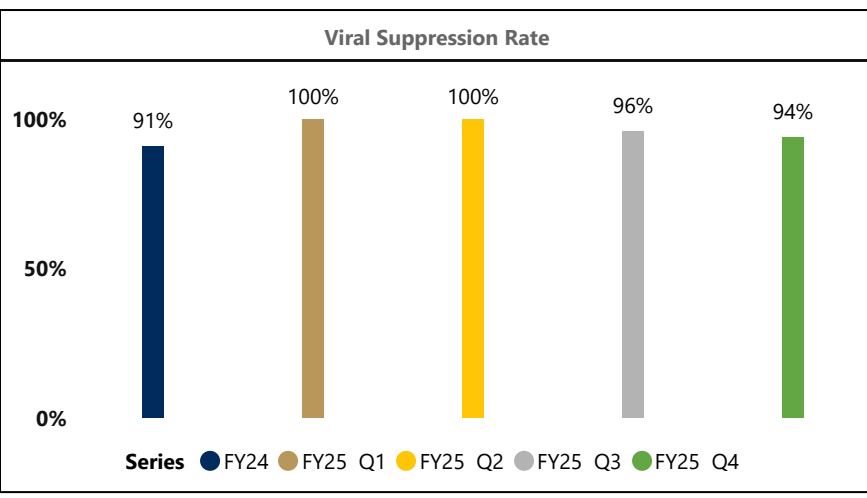
This quarter, 88 % of clients with submitted QoL outcomes reported "Miss 0 doses/week" of their prescribed HIV medication compared, to 12 % of clients who did. When asked about the impact of HIV stigma on their quality of life, 1 % of clients reported that it very severely or severely affects their daily life.



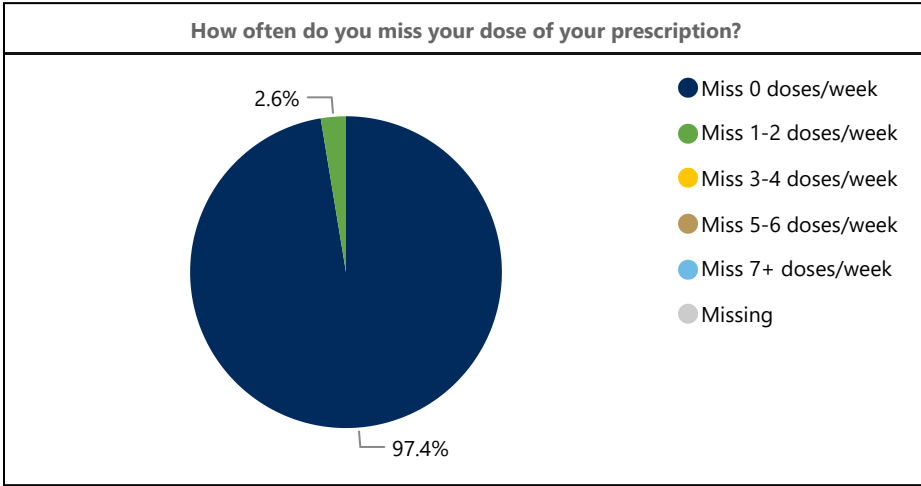
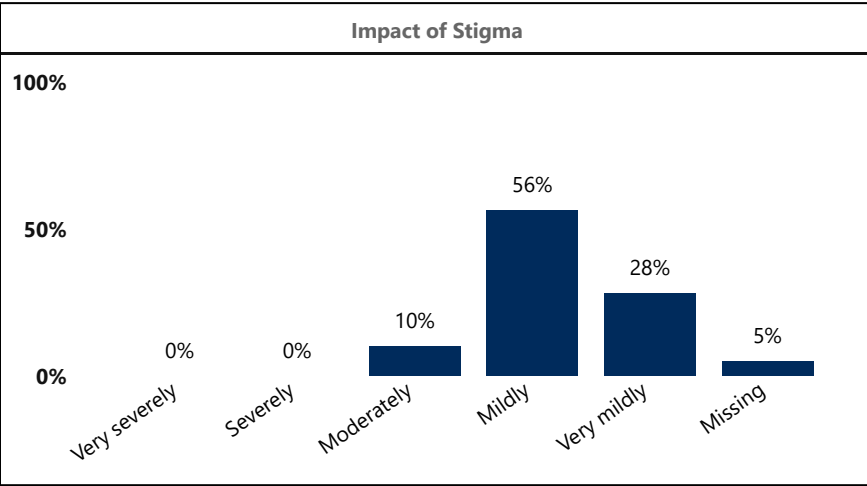
This quarter, 82 % of your agency's clients' were satisfied with the Ryan White Services available to them. Additionally, this quarter, 100 % MO and 98 % QoL of your agency's Non-Medical Case Management clients' Outcomes Forms were submitted on time. Please note that QoL and MO Outcomes Forms are required to be submitted with their annual eligibility or recertification.

Quality of Life (QoL) outcomes data were gathered from the e2Boston "Outcome Measure Distribution" report and are defined as the percentage of Part A clients with outcomes submitted within the measurement period. Each reporting period includes the most recent client data from the previous 12 months. FY 2025 data covers the period from March 1, 2025, through February 28, 2026.

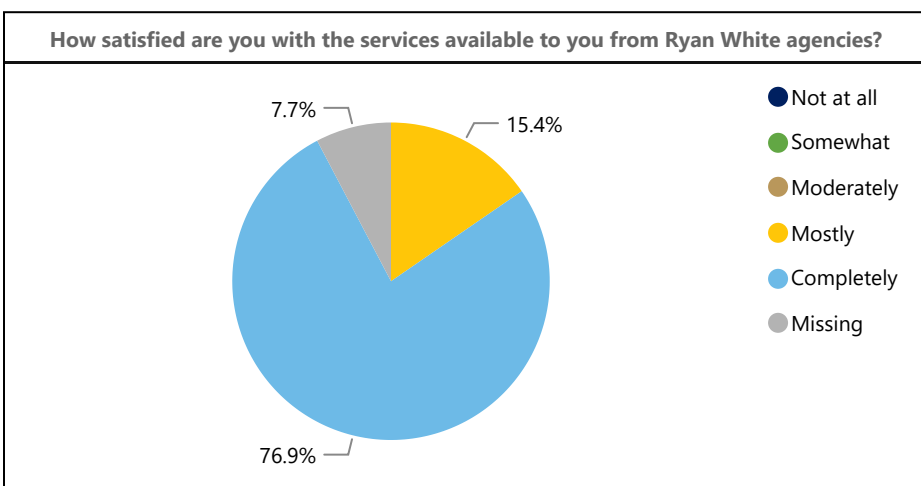
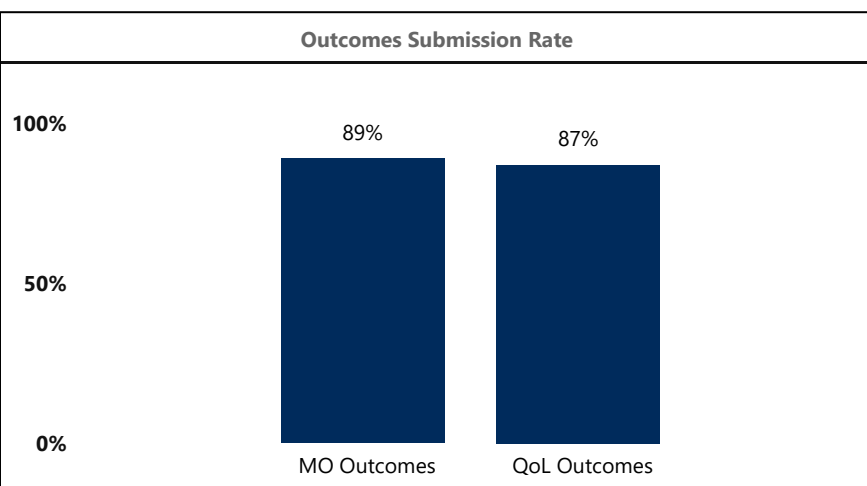
Quality Goal 2: To increase the viral suppression rate among People Living with HIV/AIDS in the Boston EMA from 90% to 92% by FY 2025.



This quarter, 94 % of your agency's Medical Case Management clients were virally suppressed. This is higher than the EMAs Q4 average of 92.02 %. Additionally, 41 % of clients with submitted QoL outcomes reported "Almost never" missing a medical appointment, compared to 59 % of clients who had to reschedule or miss an appointment.



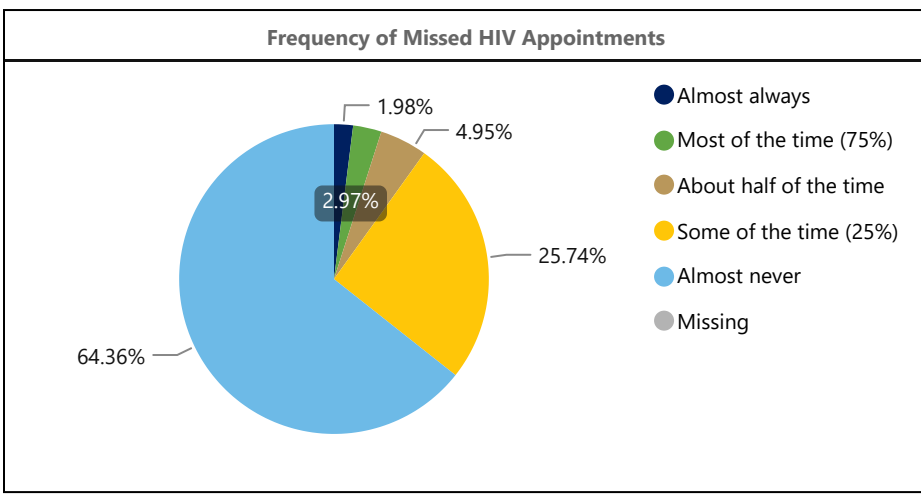
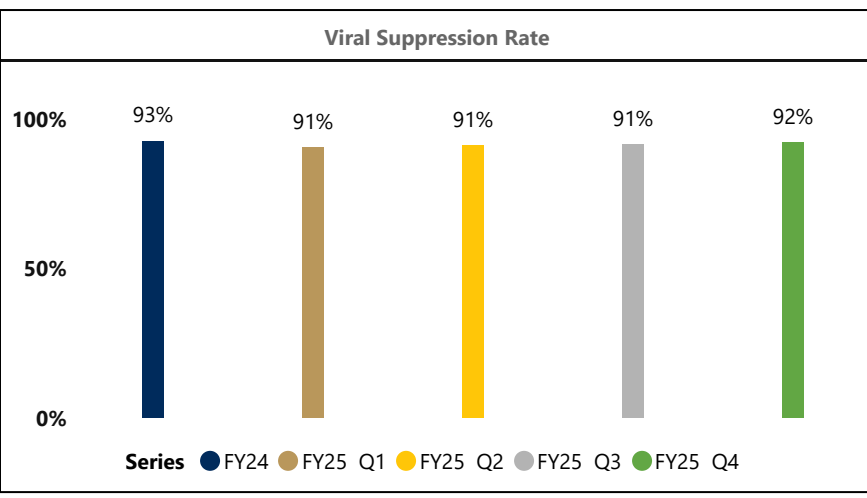
This quarter, 97 % of clients with submitted QoL outcomes reported "Miss 0 doses/week" of their prescribed HIV medication compared, to 3 % of clients who did. When asked about the impact of HIV stigma on their quality of life, 0 % of clients reported that it very severely or severely affects their daily life.



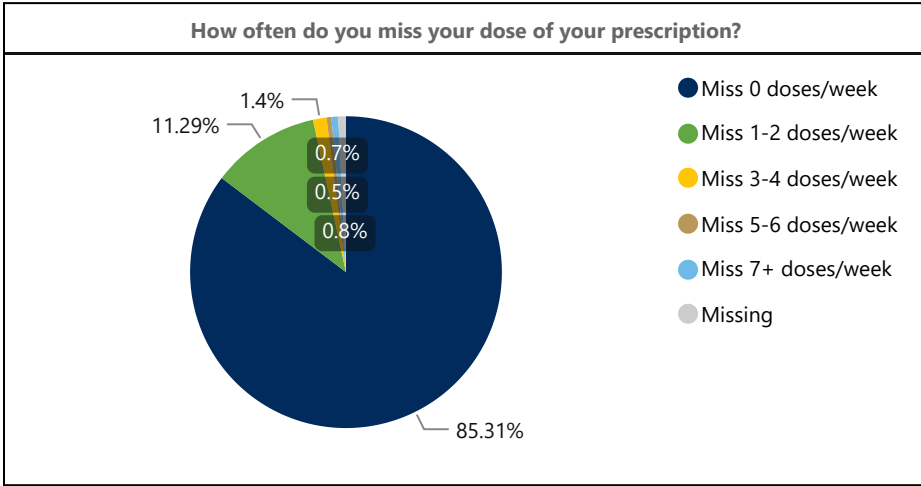
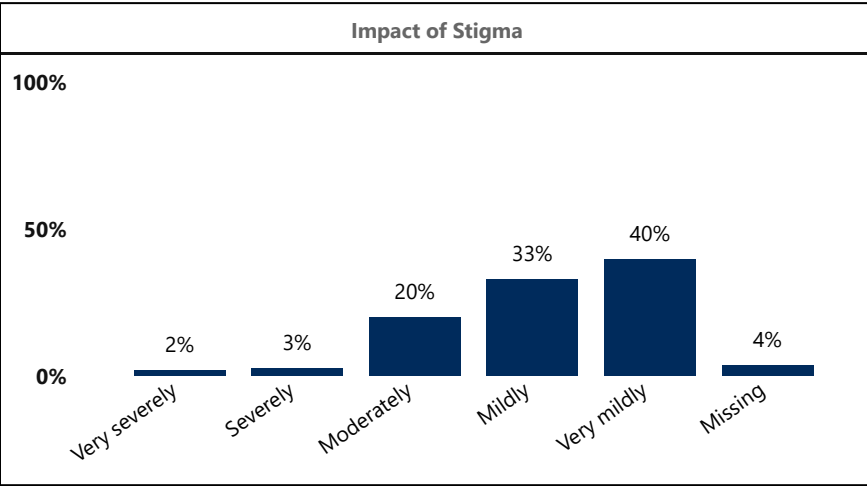
This quarter, 77 % of your agency's clients' were satisfied with the Ryan White Services available to them. Additionally, this quarter, 89 % MO and 87 % QoL of your agency's Non-Medical Case Management clients' Outcomes Forms were submitted on time. Please note that QoL and MO Outcomes Forms are required to be submitted with their annual eligibility or recertification.

Quality of Life (QoL) outcomes data were gathered from the e2Boston "Outcome Measure Distribution" report and are defined as the percentage of Part A clients with outcomes submitted within the measurement period. Each reporting period includes the most recent client data from the previous 12 months. FY 2025 data covers the period from March 1, 2025, through February 28, 2026.

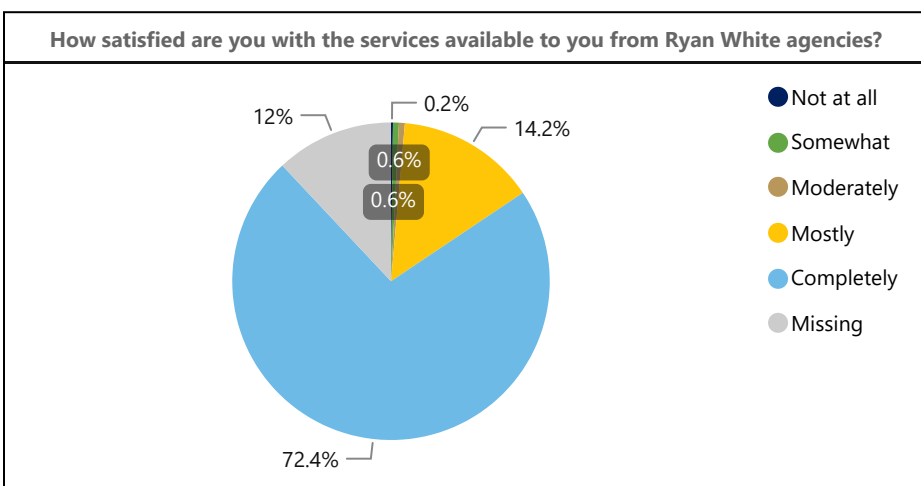
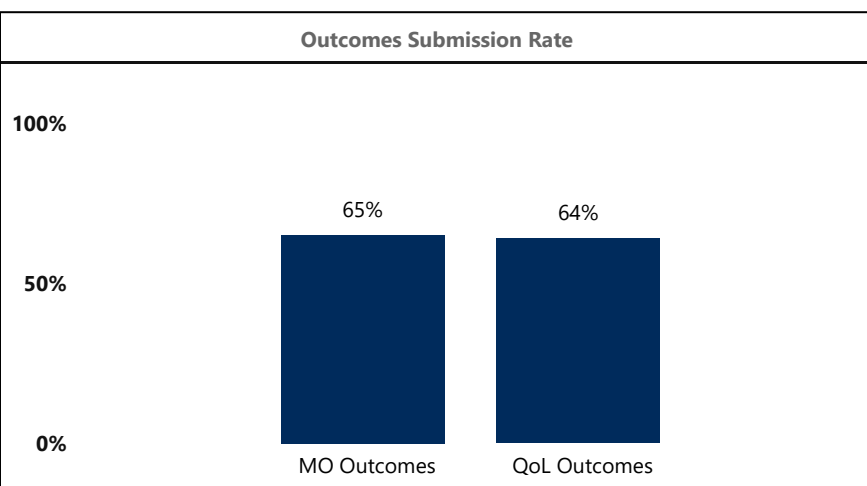
Quality Goal 2: To increase the viral suppression rate among People Living with HIV/AIDS in the Boston EMA from 90% to 92% by FY 2025.



This quarter, 92 % of your agency's Medical Case Management clients were virally suppressed. This is equal to the EMAs Q4 average of 92.02 %. Additionally, 65 % of clients with submitted QoL outcomes reported "Almost never" missing a medical appointment, compared to 36 % of clients who had to reschedule or miss an appointment.



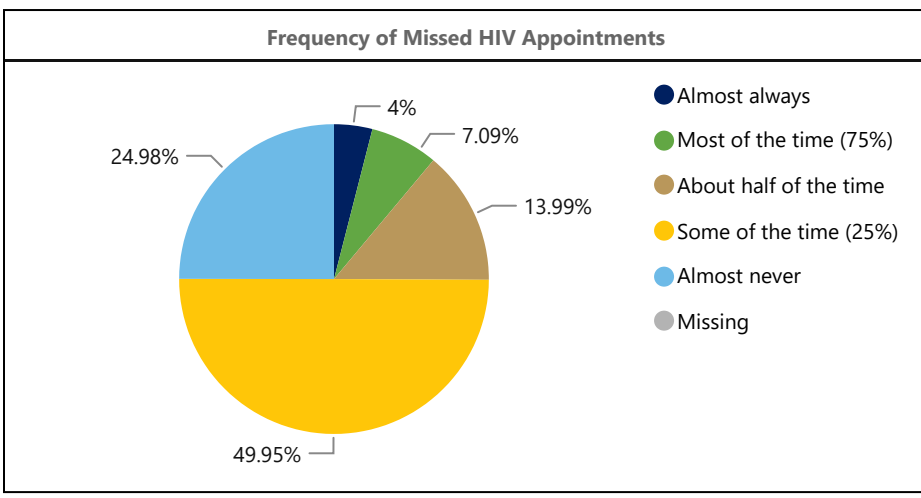
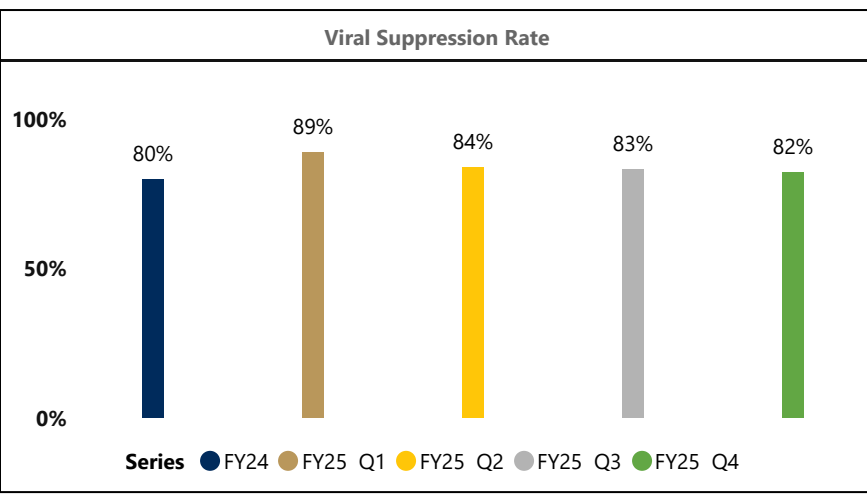
This quarter, 85 % of clients with submitted QoL outcomes reported "Miss 0 doses/week" of their prescribed HIV medication compared, to 15 % of clients who did. When asked about the impact of HIV stigma on their quality of life, 5 % of clients reported that it very severely or severely affects their daily life.



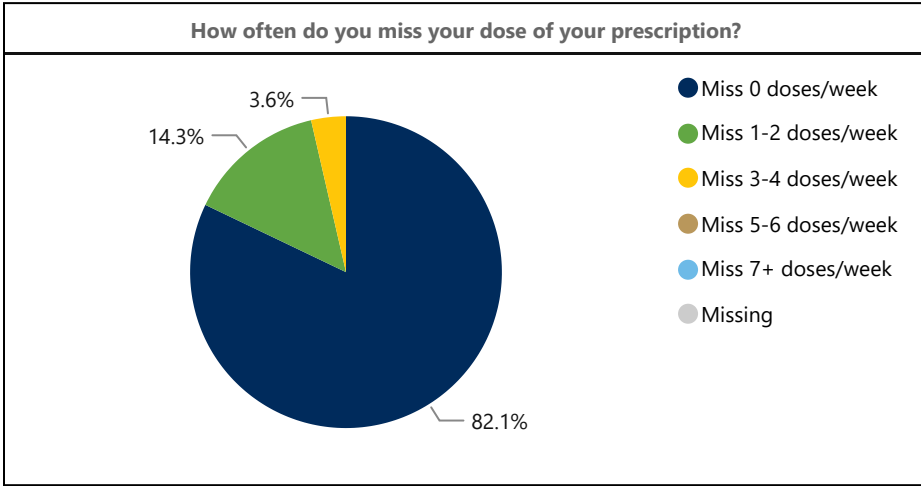
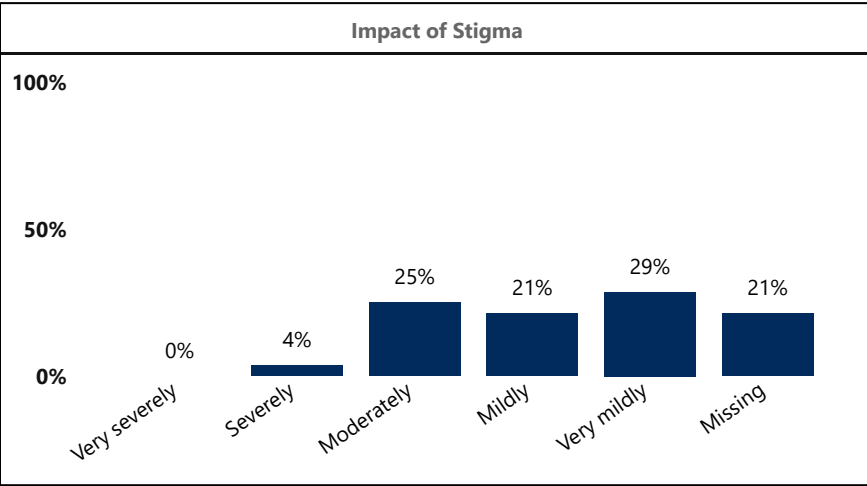
This quarter, 72 % of your agency's clients' were satisfied with the Ryan White Services available to them. Additionally, this quarter, 65 % MO and 64 % QoL of your agency's Non-Medical Case Management clients' Outcomes Forms were submitted on time. Please note that QoL and MO Outcomes Forms are required to be submitted with their annual eligibility or recertification.

Quality of Life (QoL) outcomes data were gathered from the e2Boston "Outcome Measure Distribution" report and are defined as the percentage of Part A clients with outcomes submitted within the measurement period. Each reporting period includes the most recent client data from the previous 12 months. FY 2025 data covers the period from March 1, 2025, through February 28, 2026.

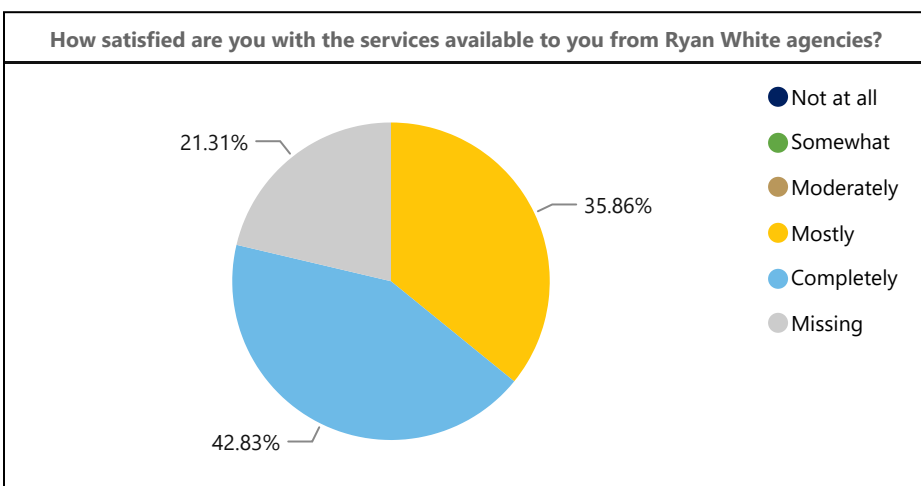
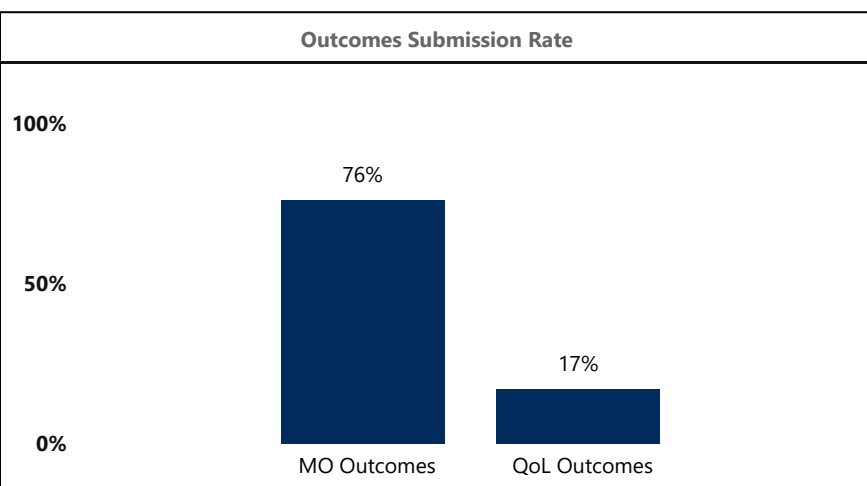
Quality Goal 2: To increase the viral suppression rate among People Living with HIV/AIDS in the Boston EMA from 90% to 92% by FY 2025.



This quarter, 82 % of your agency's Medical Case Management clients were virally suppressed. This is lower than the EMAs Q4 average of 92.02 %. Additionally, 25 % of clients with submitted QoL outcomes reported "Almost never" missing a medical appointment, compared to 75 % of clients who had to reschedule or miss an appointment.



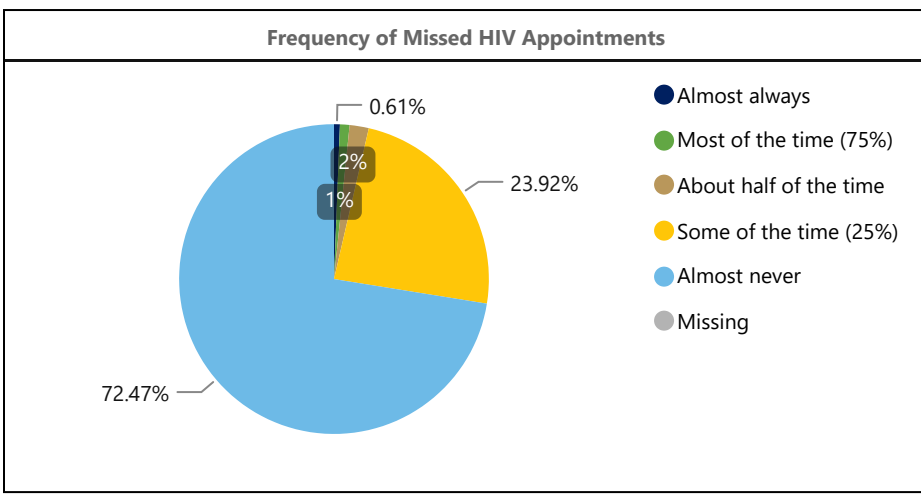
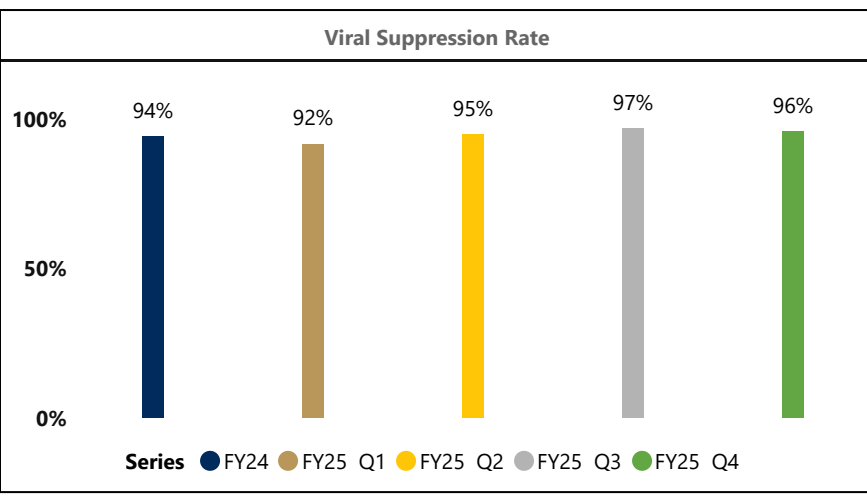
This quarter, 82 % of clients with submitted QoL outcomes reported "Miss 0 doses/week" of their prescribed HIV medication compared, to 18 % of clients who did. When asked about the impact of HIV stigma on their quality of life, 4 % of clients reported that it very severely or severely affects their daily life.



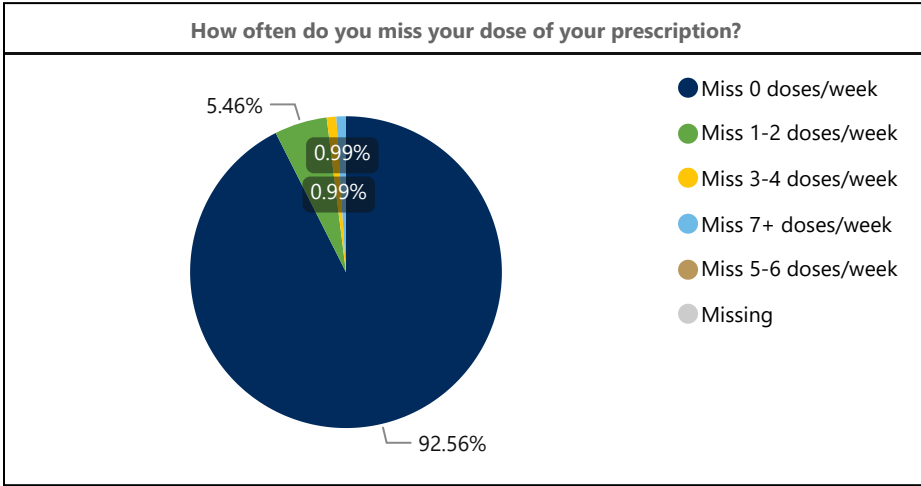
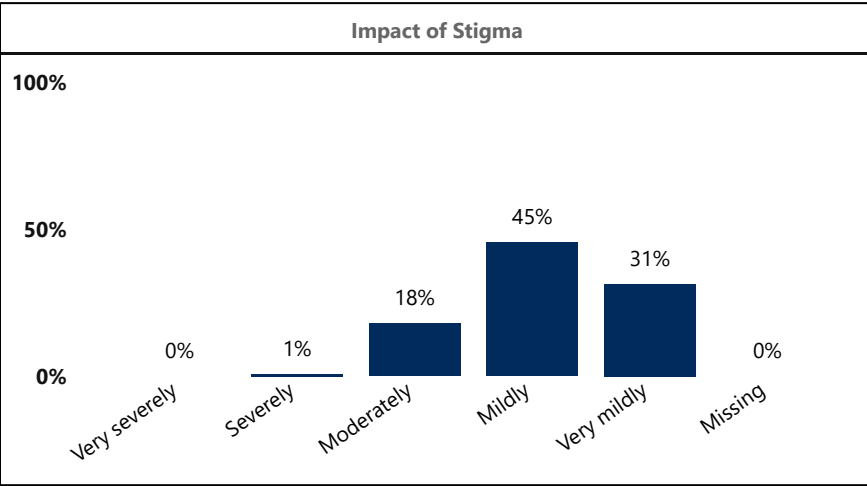
This quarter, 43 % of your agency's clients' were satisfied with the Ryan White Services available to them. Additionally, this quarter, 76 % MO and 17 % QoL of your agency's Non-Medical Case Management clients' Outcomes Forms were submitted on time. Please note that QoL and MO Outcomes Forms are required to be submitted with their annual eligibility or recertification.

Quality of Life (QoL) outcomes data were gathered from the e2Boston "Outcome Measure Distribution" report and are defined as the percentage of Part A clients with outcomes submitted within the measurement period. Each reporting period includes the most recent client data from the previous 12 months. FY 2025 data covers the period from March 1, 2025, through February 28, 2026.

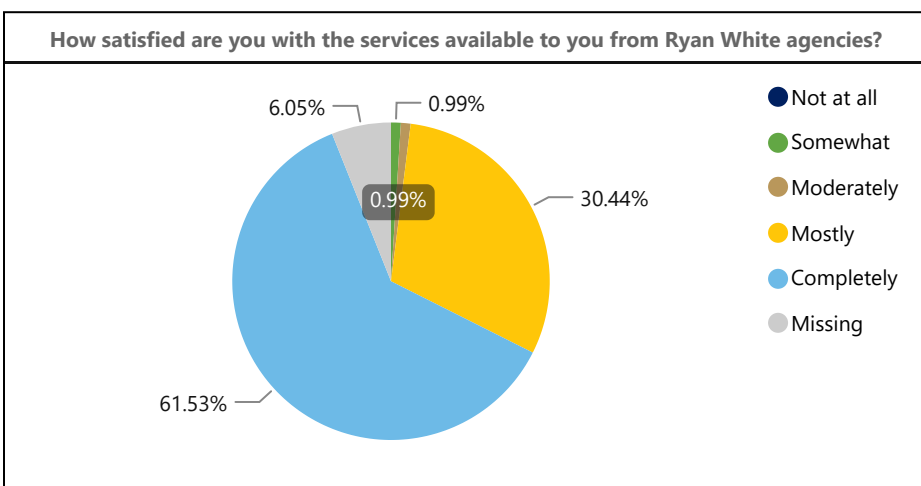
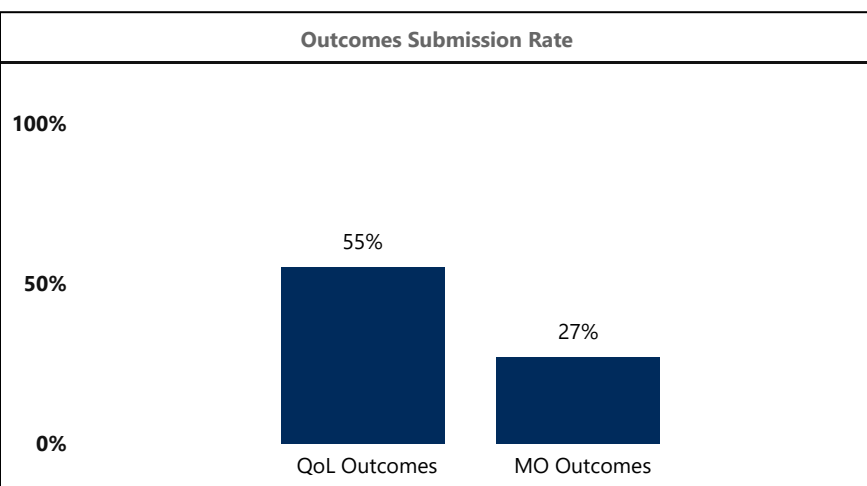
Quality Goal 2: To increase the viral suppression rate among People Living with HIV/AIDS in the Boston EMA from 90% to 92% by FY 2025.



This quarter, 96 % of your agency's Medical Case Management clients were virally suppressed. This is higher than the EMAs Q4 average of 92.02 %. Additionally, 72 % of clients with submitted QoL outcomes reported "Almost never" missing a medical appointment, compared to 28 % of clients who had to reschedule or miss an appointment.



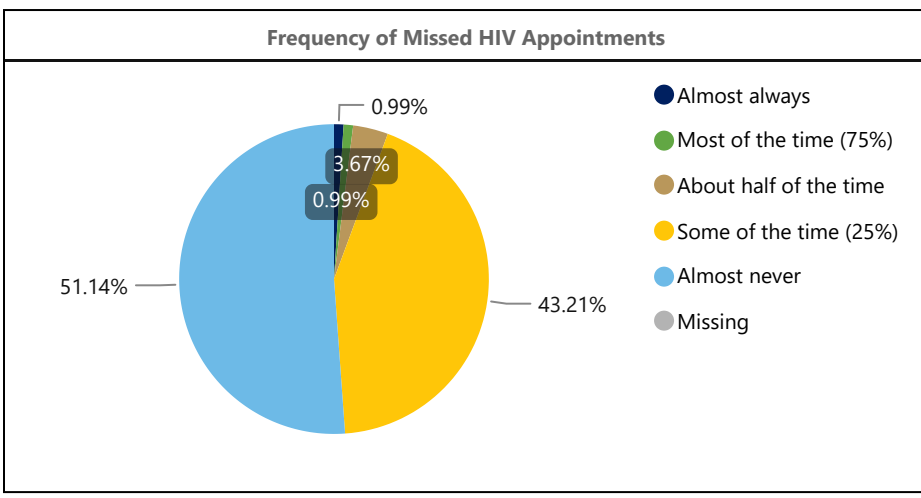
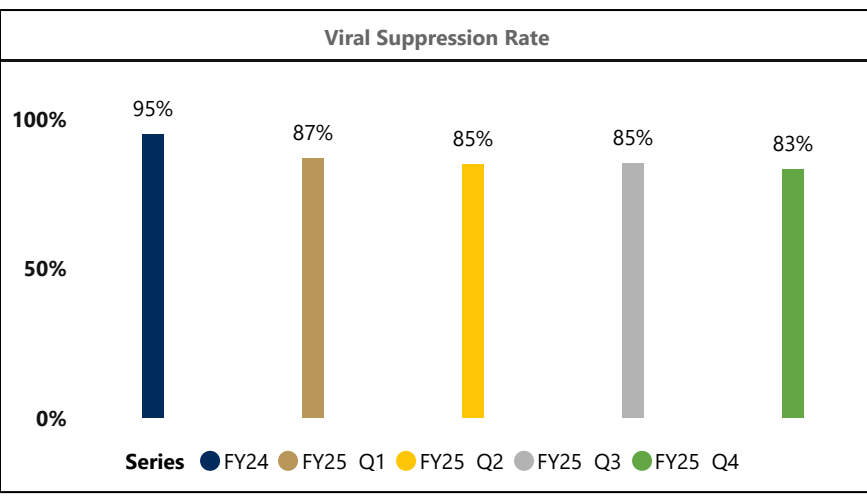
This quarter, 93 % of clients with submitted QoL outcomes reported "Miss 0 doses/week" of their prescribed HIV medication compared, to 7 % of clients who did. When asked about the impact of HIV stigma on their quality of life, 1 % of clients reported that it very severely or severely affects their daily life.



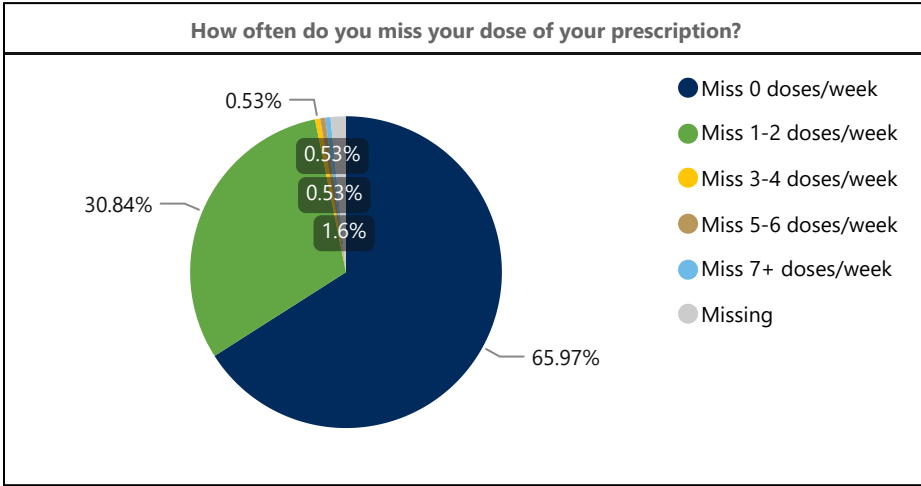
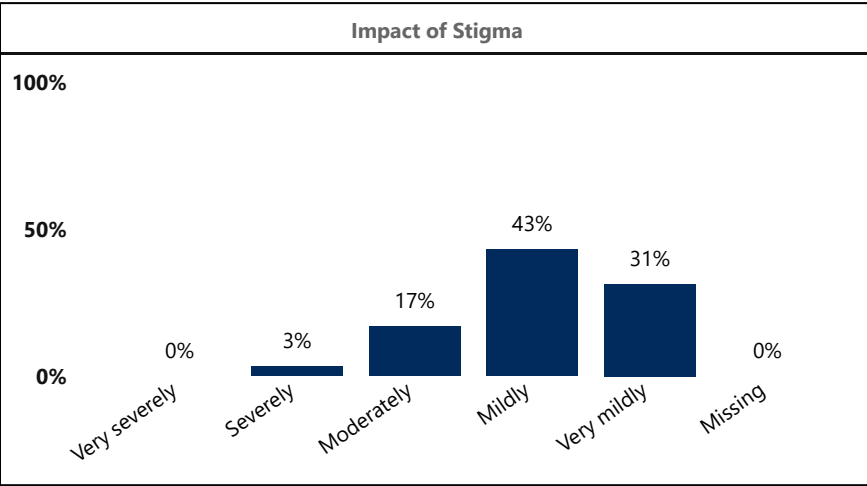
This quarter, 62 % of your agency's clients' were satisfied with the Ryan White Services available to them. Additionally, this quarter, 27 % MO and 55 % QoL of your agency's Non-Medical Case Management clients' Outcomes Forms were submitted on time. Please note that QoL and MO Outcomes Forms are required to be submitted with their annual eligibility or recertification.

Quality of Life (QoL) outcomes data were gathered from the e2Boston "Outcome Measure Distribution" report and are defined as the percentage of Part A clients with outcomes submitted within the measurement period. Each reporting period includes the most recent client data from the previous 12 months. FY 2025 data covers the period from March 1, 2025, through February 28, 2026.

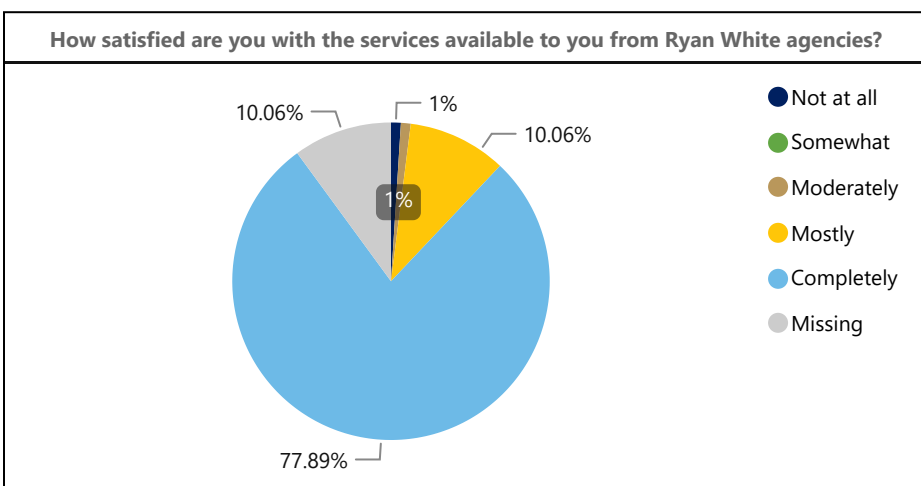
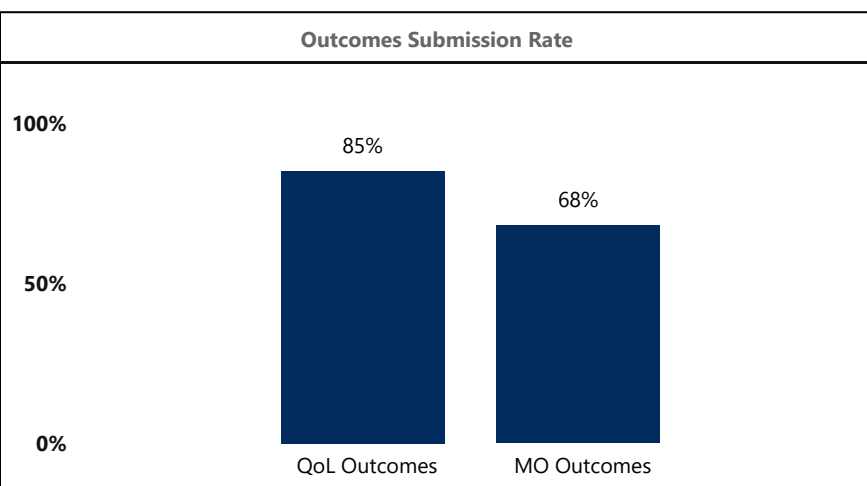
Quality Goal 2: To increase the viral suppression rate among People Living with HIV/AIDS in the Boston EMA from 90% to 92% by FY 2025.



This quarter, 83 % of your agency's Medical Case Management clients were virally suppressed. This is lower than the EMAs Q4 average of 92.02 %. Additionally, 52 % of clients with submitted QoL outcomes reported "Almost never" missing a medical appointment, compared to 49 % of clients who had to reschedule or miss an appointment.



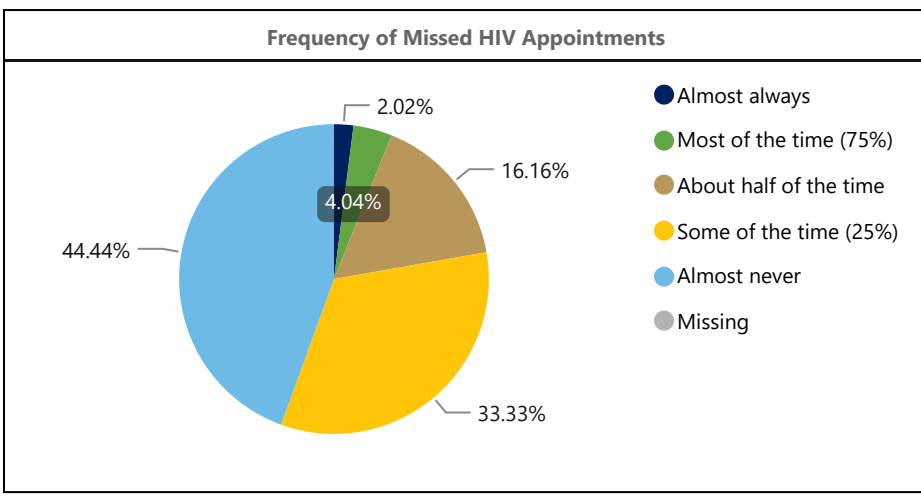
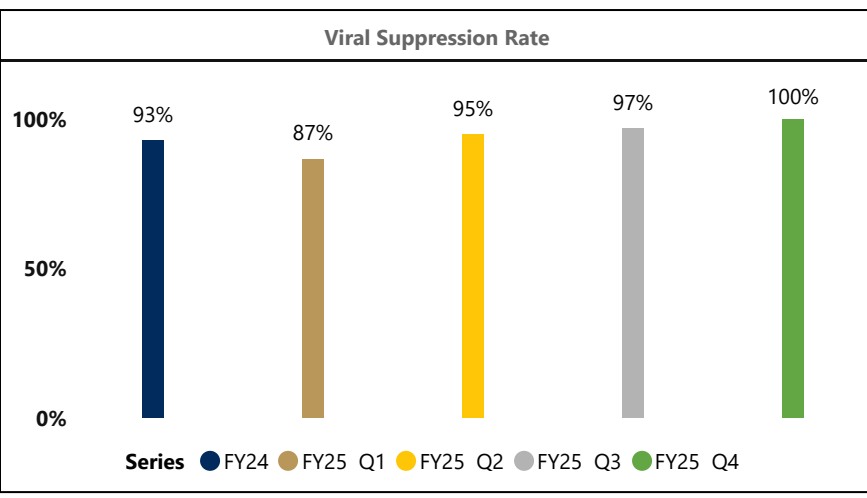
This quarter, 66 % of clients with submitted QoL outcomes reported "Miss 0 doses/week" of their prescribed HIV medication compared, to 34 % of clients who did. When asked about the impact of HIV stigma on their quality of life, 3 % of clients reported that it very severely or severely affects their daily life.



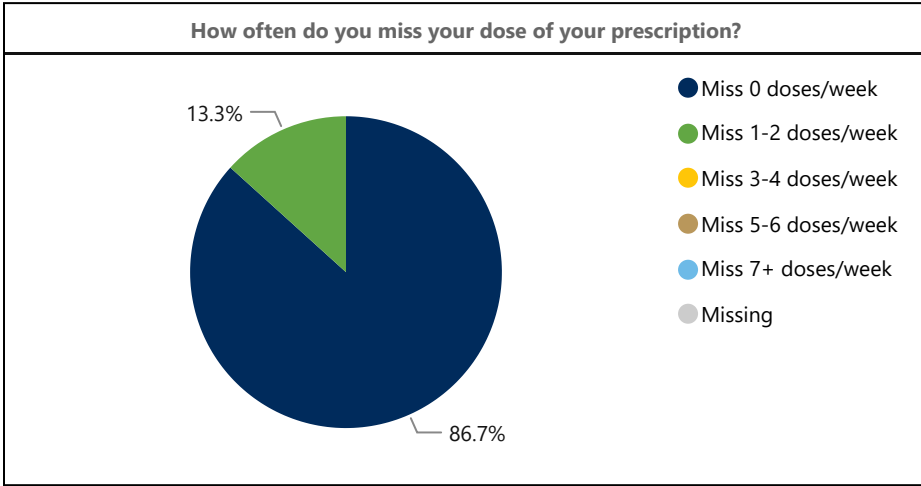
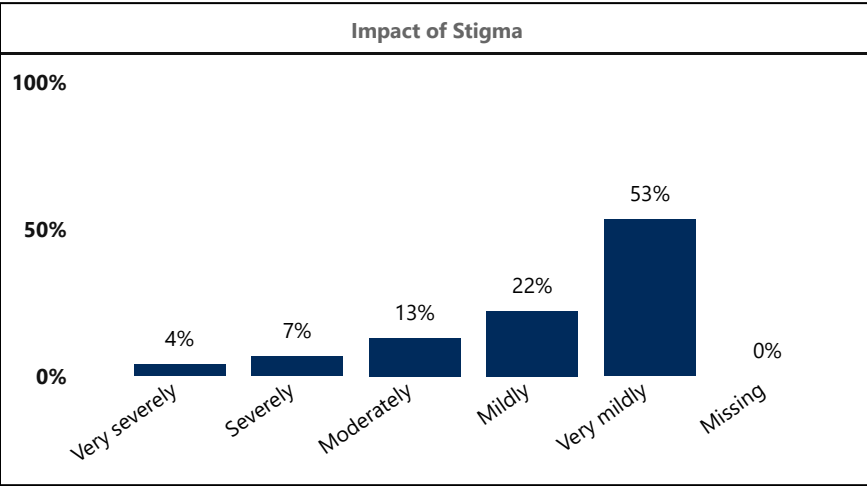
This quarter, 78 % of your agency's clients' were satisfied with the Ryan White Services available to them. Additionally, this quarter, 68 % MO and 85 % QoL of your agency's Non-Medical Case Management clients' Outcomes Forms were submitted on time. Please note that QoL and MO Outcomes Forms are required to be submitted with their annual eligibility or recertification.

Quality of Life (QoL) outcomes data were gathered from the e2Boston "Outcome Measure Distribution" report and are defined as the percentage of Part A clients with outcomes submitted within the measurement period. Each reporting period includes the most recent client data from the previous 12 months. FY 2025 data covers the period from March 1, 2025, through February 28, 2026.

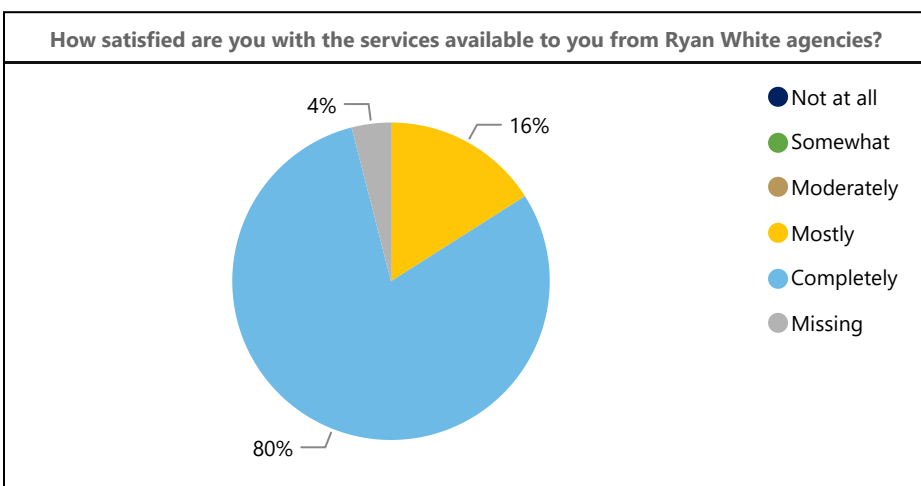
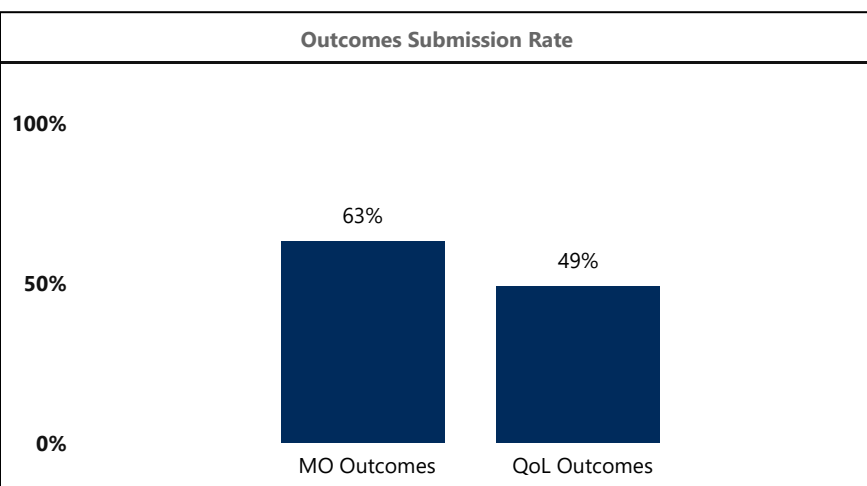
Quality Goal 2: To increase the viral suppression rate among People Living with HIV/AIDS in the Boston EMA from 90% to 92% by FY 2025.



This quarter, 100 % of your agency's Medical Case Management clients were virally suppressed. This is higher than the EMAs Q4 average of 92.02 %. Additionally, 44 % of clients with submitted QoL outcomes reported "Almost never" missing a medical appointment, compared to 55 % of clients who had to reschedule or miss an appointment.



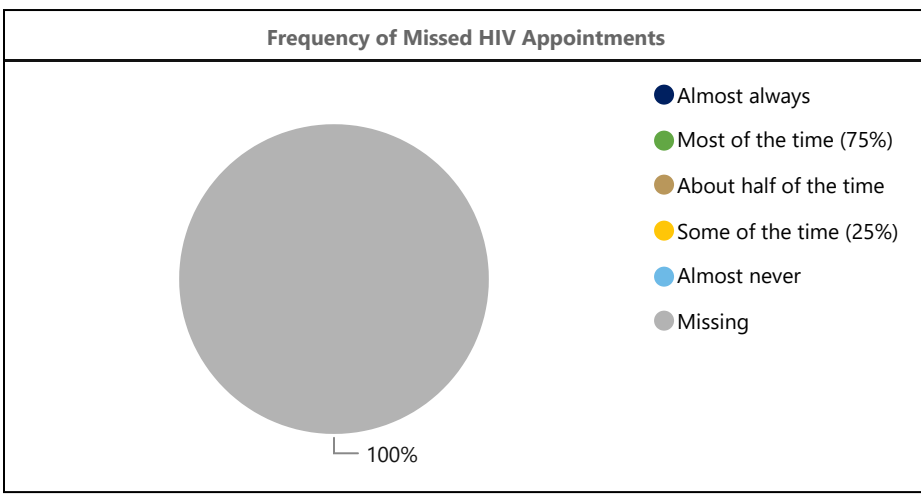
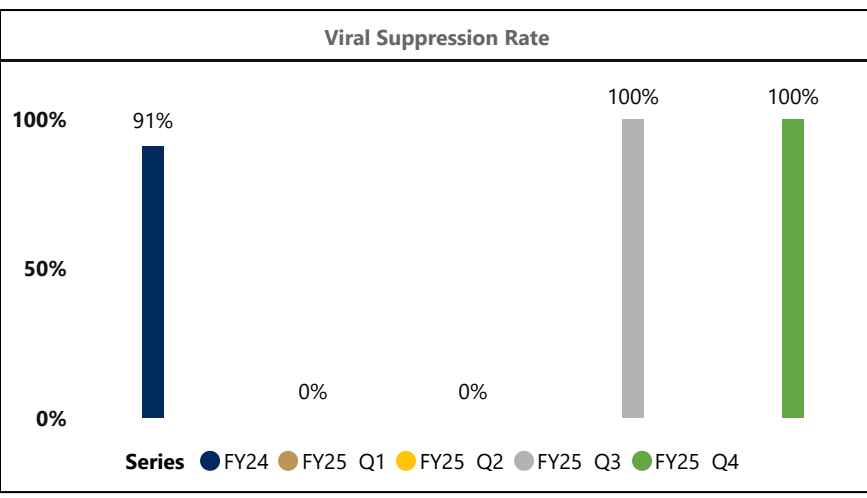
This quarter, 87 % of clients with submitted QoL outcomes reported "Miss 0 doses/week" of their prescribed HIV medication compared, to 13 % of clients who did. When asked about the impact of HIV stigma on their quality of life, 11 % of clients reported that it very severely or severely affects their daily life.



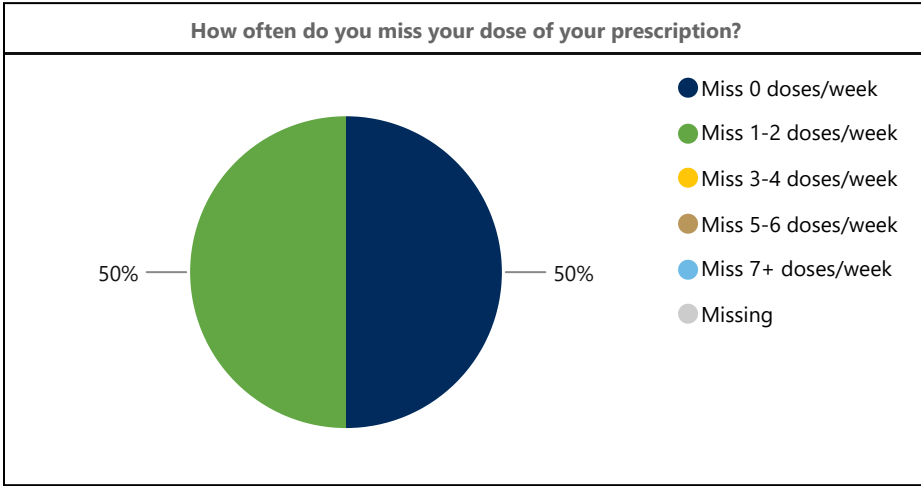
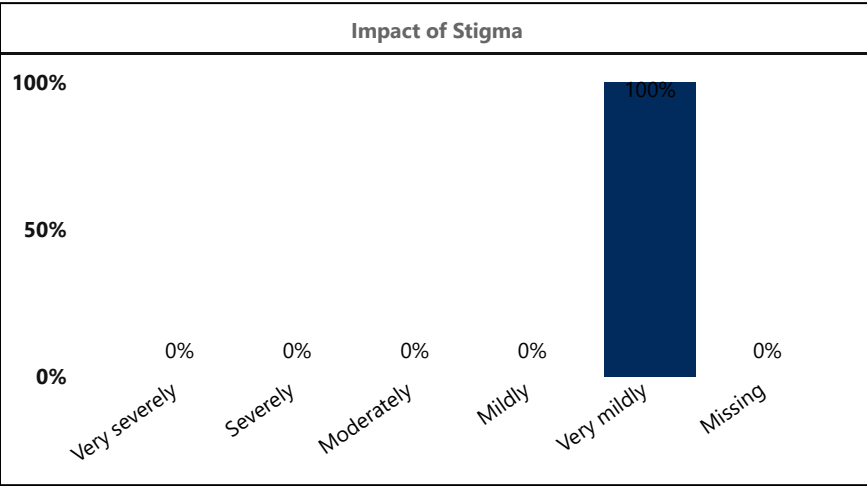
This quarter, 80 % of your agency's clients' were satisfied with the Ryan White Services available to them. Additionally, this quarter, 63 % MO and 49 % QoL of your agency's Non-Medical Case Management clients' Outcomes Forms were submitted on time. Please note that QoL and MO Outcomes Forms are required to be submitted with their annual eligibility or recertification.

Quality of Life (QoL) outcomes data were gathered from the e2Boston "Outcome Measure Distribution" report and are defined as the percentage of Part A clients with outcomes submitted within the measurement period. Each reporting period includes the most recent client data from the previous 12 months. FY 2025 data covers the period from March 1, 2025, through February 28, 2026.

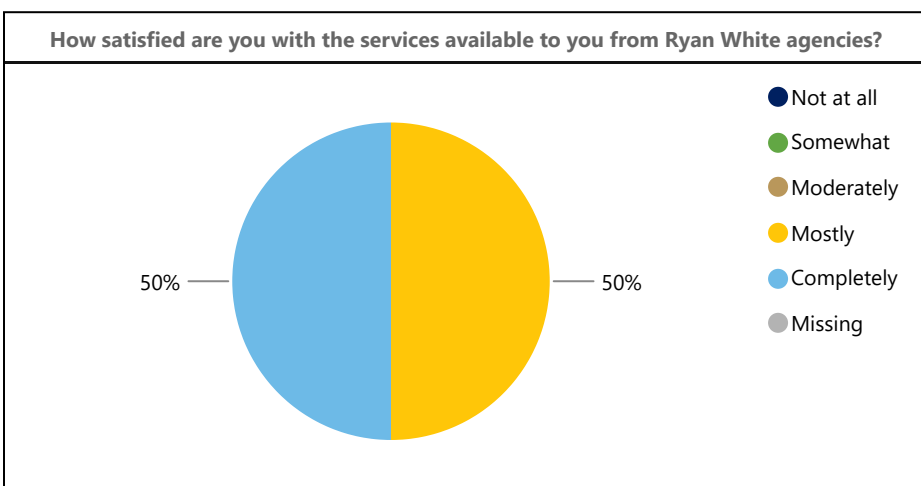
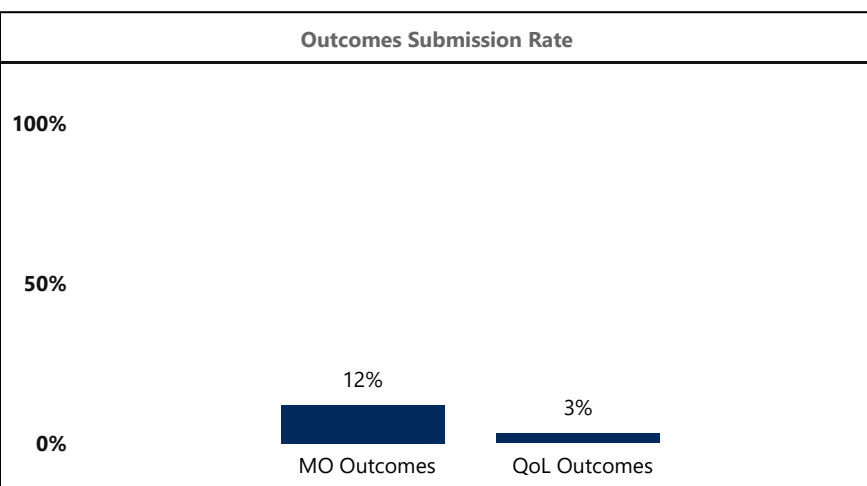
Quality Goal 2: To increase the viral suppression rate among People Living with HIV/AIDS in the Boston EMA from 90% to 92% by FY 2025.



This quarter, 100 % of your agency's Medical Case Management clients were virally suppressed. This is higher than the EMAs Q4 average of 92.02 %. Additionally, 0 % of clients with submitted QoL outcomes reported "Almost never" missing a medical appointment, compared to 0 % of clients who had to reschedule or miss an appointment.



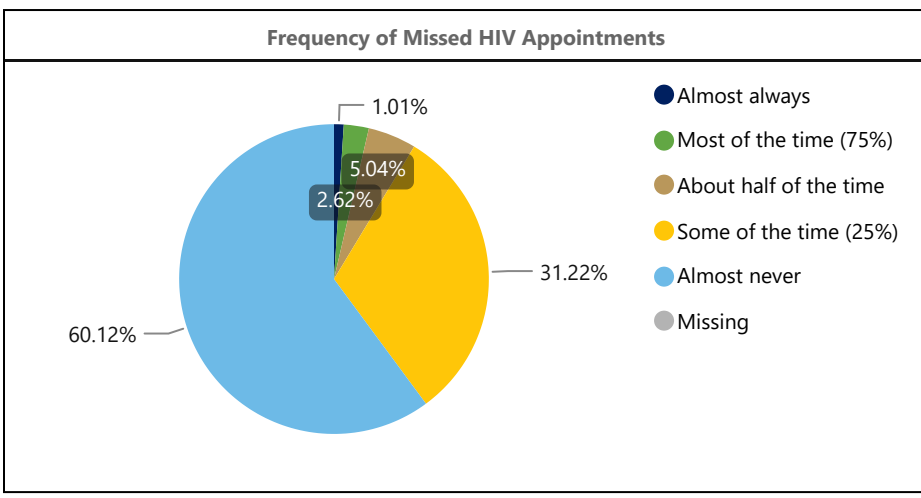
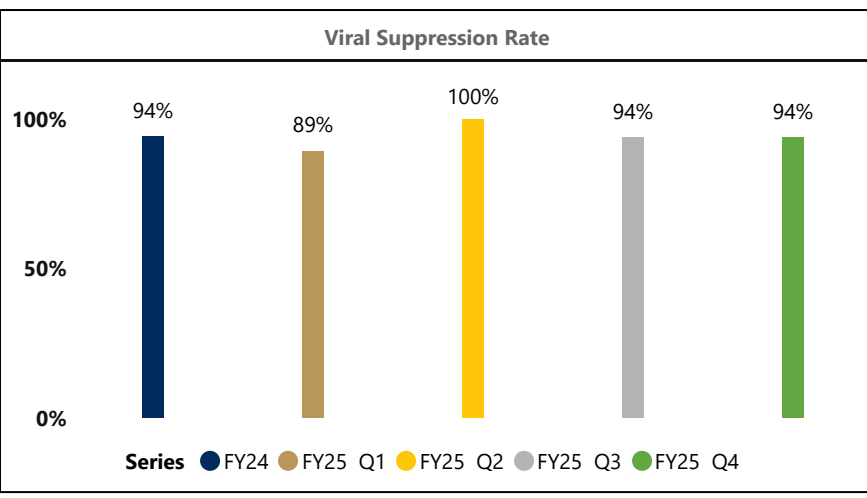
This quarter, 50 % of clients with submitted QoL outcomes reported "Miss 0 doses/week" of their prescribed HIV medication compared, to 50 % of clients who did. When asked about the impact of HIV stigma on their quality of life, 0 % of clients reported that it very severely or severely affects their daily life.



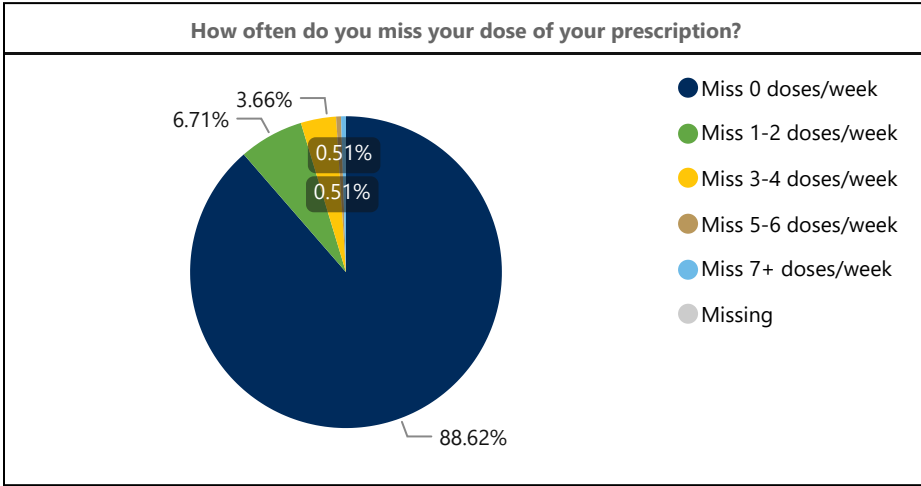
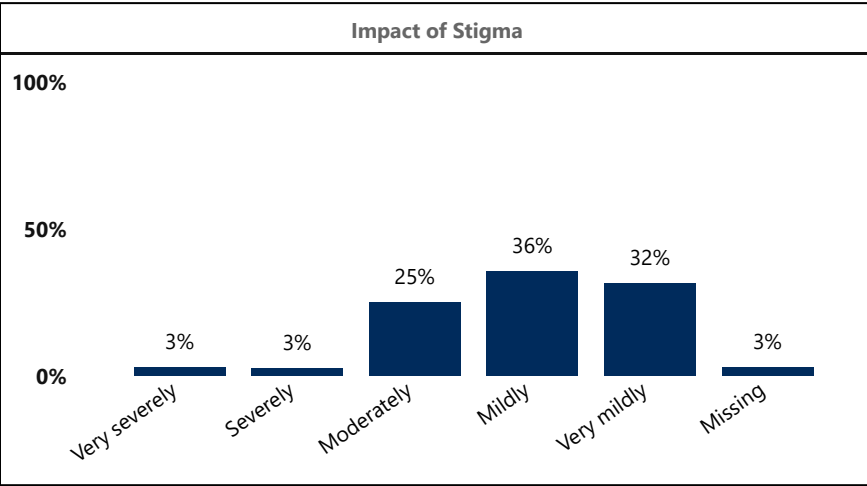
This quarter, 50 % of your agency's clients' were satisfied with the Ryan White Services available to them. Additionally, this quarter, 12 % MO and 3 % QoL of your agency's Non-Medical Case Management clients' Outcomes Forms were submitted on time. Please note that QoL and MO Outcomes Forms are required to be submitted with their annual eligibility or recertification.

Quality of Life (QoL) outcomes data were gathered from the e2Boston "Outcome Measure Distribution" report and are defined as the percentage of Part A clients with outcomes submitted within the measurement period. Each reporting period includes the most recent client data from the previous 12 months. FY 2025 data covers the period from March 1, 2025, through February 28, 2026.

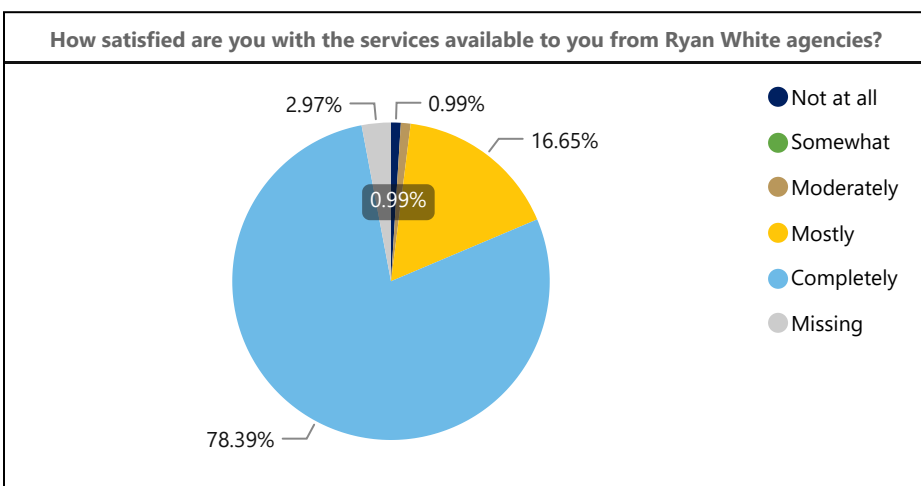
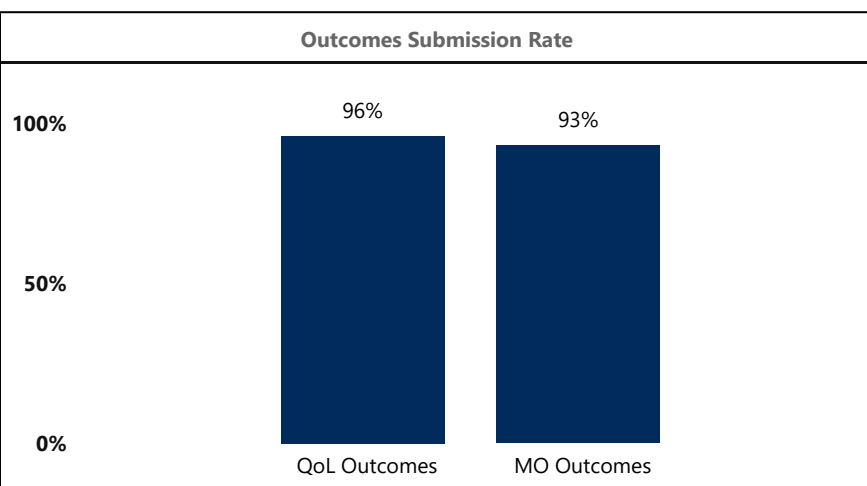
Quality Goal 2: To increase the viral suppression rate among People Living with HIV/AIDS in the Boston EMA from 90% to 92% by FY 2025.



This quarter, 94 % of your agency's Medical Case Management clients were virally suppressed. This is higher than the EMAs Q4 average of 92.02 %. Additionally, 60 % of clients with submitted QoL outcomes reported "Almost never" missing a medical appointment, compared to 40 % of clients who had to reschedule or miss an appointment.



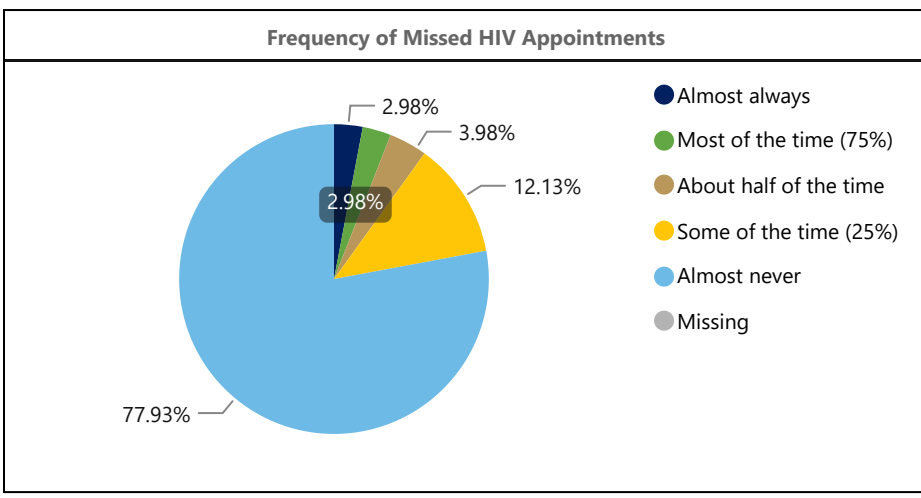
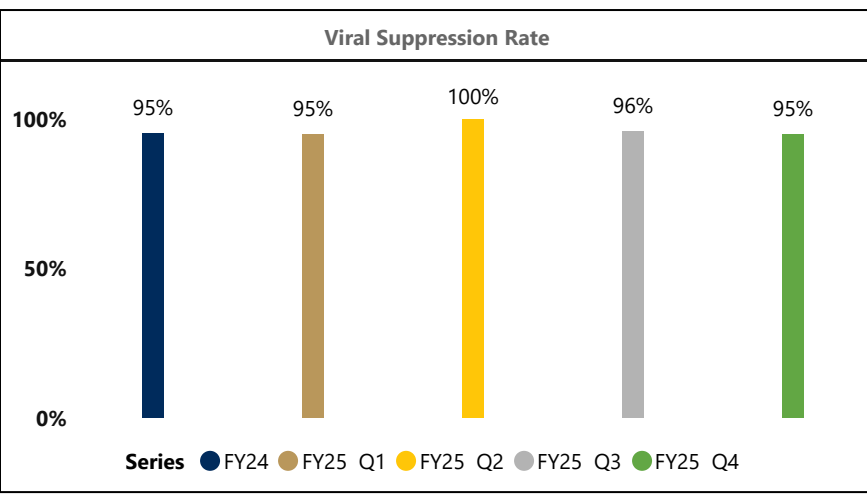
This quarter, 87 % of clients with submitted QoL outcomes reported "Miss 0 doses/week" of their prescribed HIV medication compared, to 13 % of clients who did. When asked about the impact of HIV stigma on their quality of life, 6 % of clients reported that it very severely or severely affects their daily life.



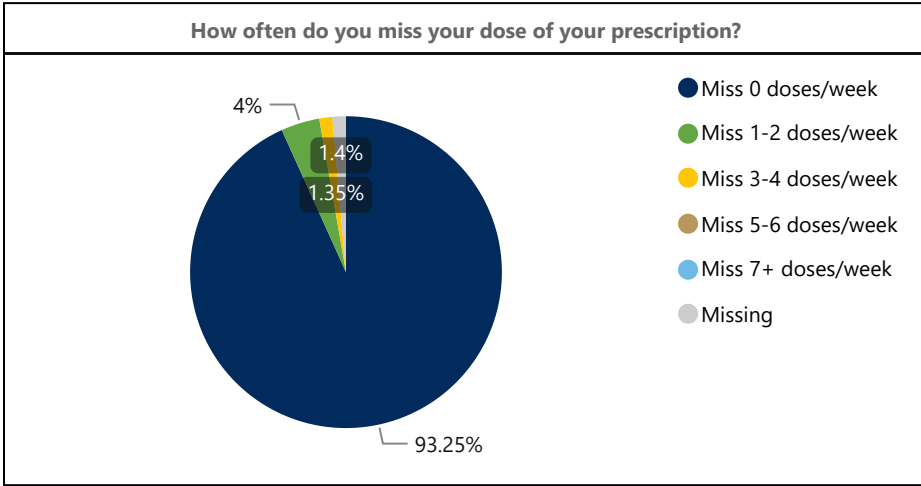
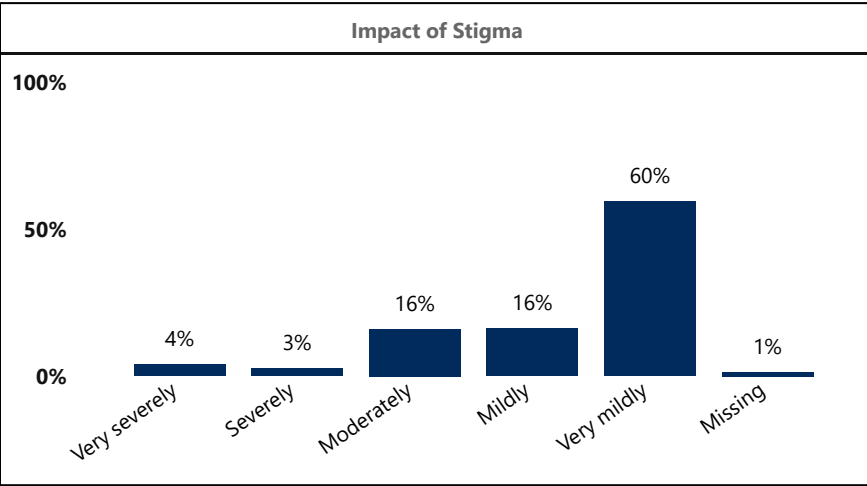
This quarter, 79 % of your agency's clients' were satisfied with the Ryan White Services available to them. Additionally, this quarter, 93 % MO and 96 % QoL of your agency's Non-Medical Case Management clients' Outcomes Forms were submitted on time. Please note that QoL and MO Outcomes Forms are required to be submitted with their annual eligibility or recertification.

Quality of Life (QoL) outcomes data were gathered from the e2Boston "Outcome Measure Distribution" report and are defined as the percentage of Part A clients with outcomes submitted within the measurement period. Each reporting period includes the most recent client data from the previous 12 months. FY 2025 data covers the period from March 1, 2025, through February 28, 2026.

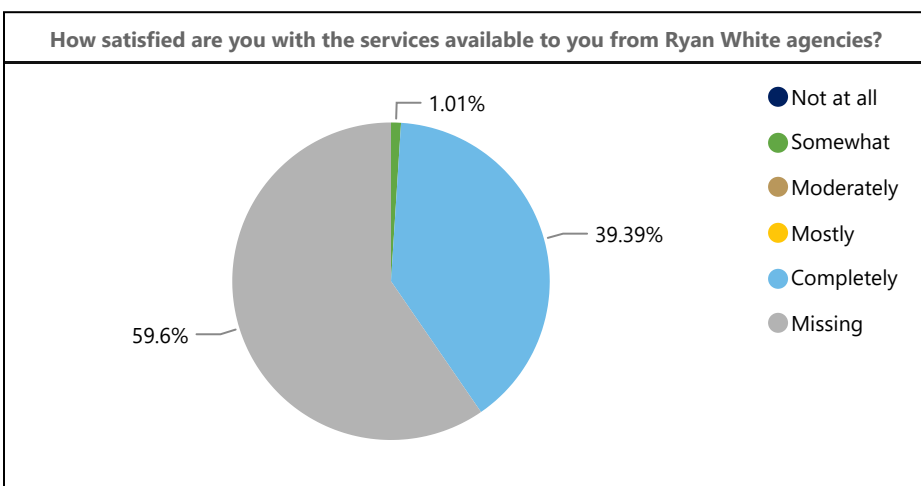
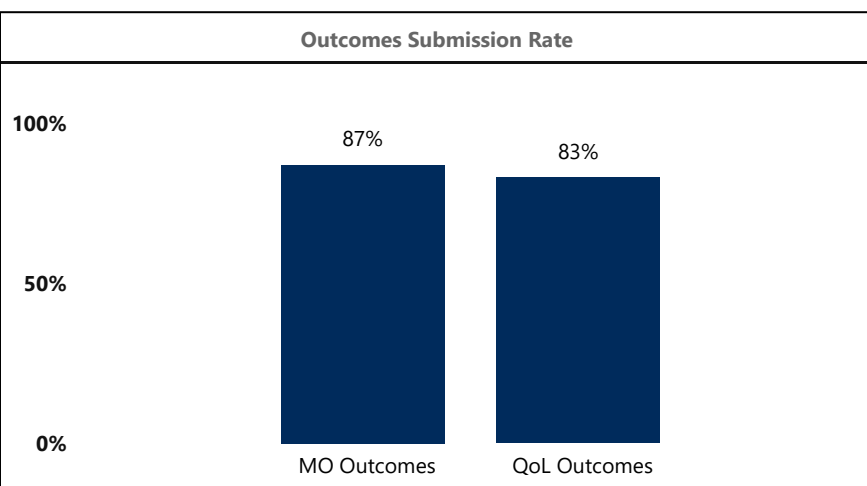
Quality Goal 2: To increase the viral suppression rate among People Living with HIV/AIDS in the Boston EMA from 90% to 92% by FY 2025.



This quarter, 95 % of your agency's Medical Case Management clients were virally suppressed. This is higher than the EMAs Q4 average of 92.02 %. Additionally, 78 % of clients with submitted QoL outcomes reported "Almost never" missing a medical appointment, compared to 22 % of clients who had to reschedule or miss an appointment.



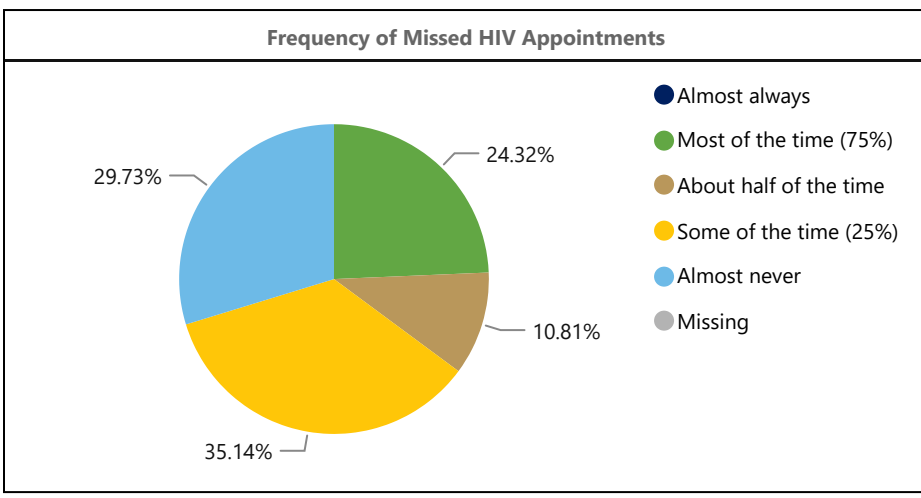
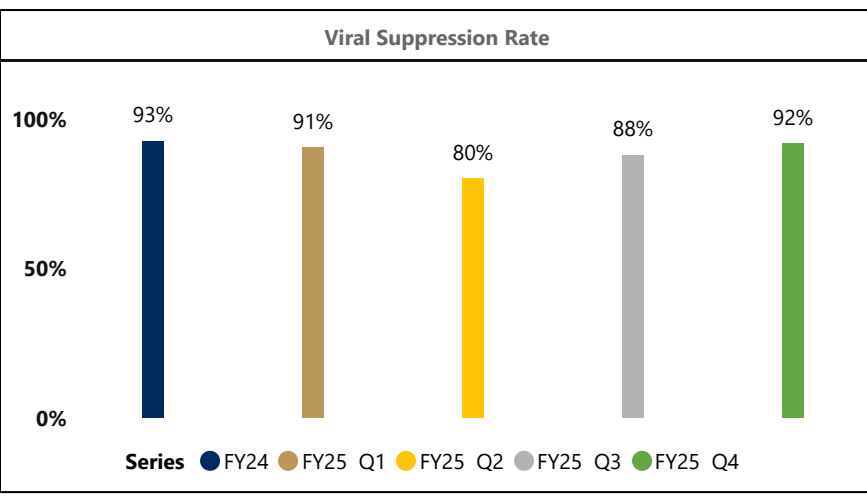
This quarter, 93 % of clients with submitted QoL outcomes reported "Miss 0 doses/week" of their prescribed HIV medication compared, to 7 % of clients who did. When asked about the impact of HIV stigma on their quality of life, 7 % of clients reported that it very severely or severely affects their daily life.



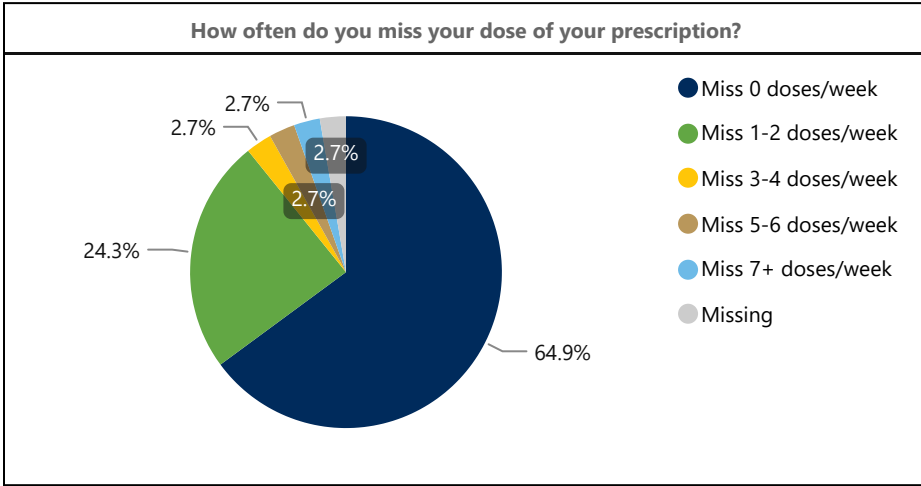
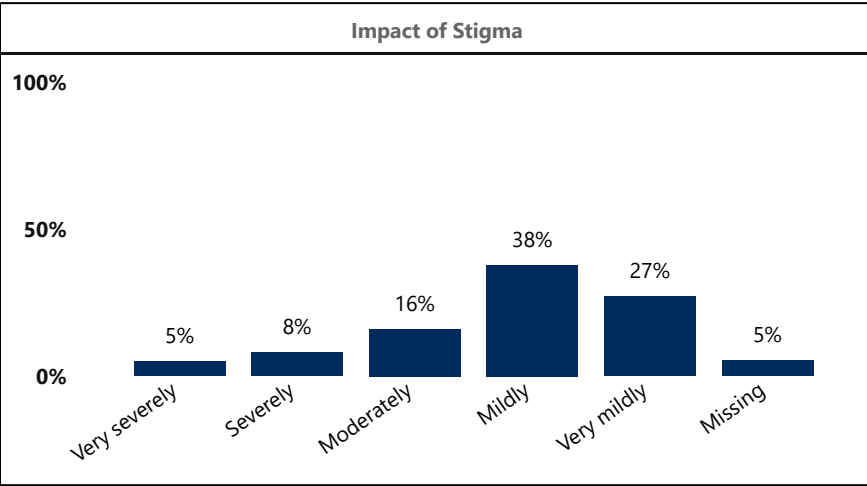
This quarter, 39 % of your agency's clients' were satisfied with the Ryan White Services available to them. Additionally, this quarter, 87 % MO and 83 % QoL of your agency's Non-Medical Case Management clients' Outcomes Forms were submitted on time. Please note that QoL and MO Outcomes Forms are required to be submitted with their annual eligibility or recertification.

Quality of Life (QoL) outcomes data were gathered from the e2Boston "Outcome Measure Distribution" report and are defined as the percentage of Part A clients with outcomes submitted within the measurement period. Each reporting period includes the most recent client data from the previous 12 months. FY 2025 data covers the period from March 1, 2025, through February 28, 2026.

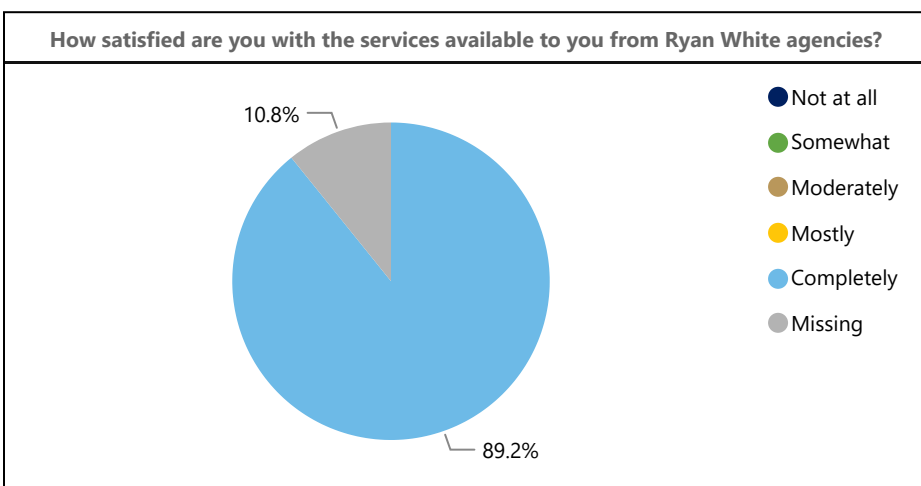
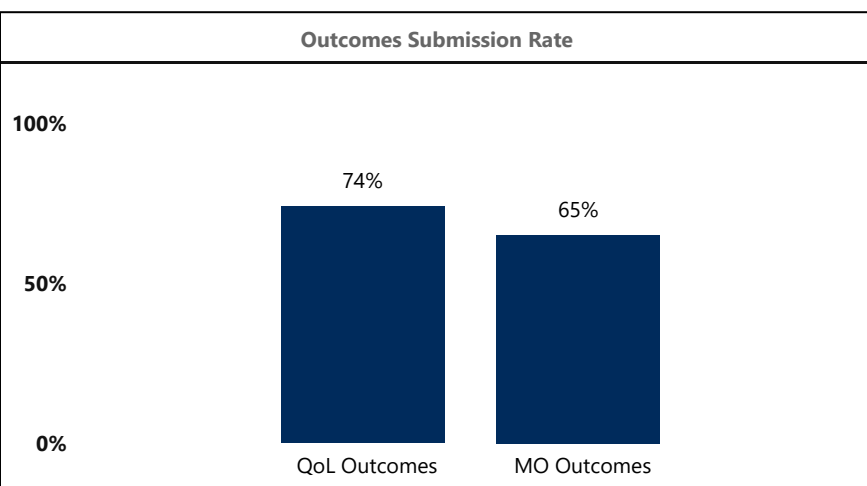
Quality Goal 2: To increase the viral suppression rate among People Living with HIV/AIDS in the Boston EMA from 90% to 92% by FY 2025.



This quarter, 92 % of your agency's Medical Case Management clients were virally suppressed. This is lower than the EMAs Q4 average of 92.02 %. Additionally, 30 % of clients with submitted QoL outcomes reported "Almost never" missing a medical appointment, compared to 70 % of clients who had to reschedule or miss an appointment.



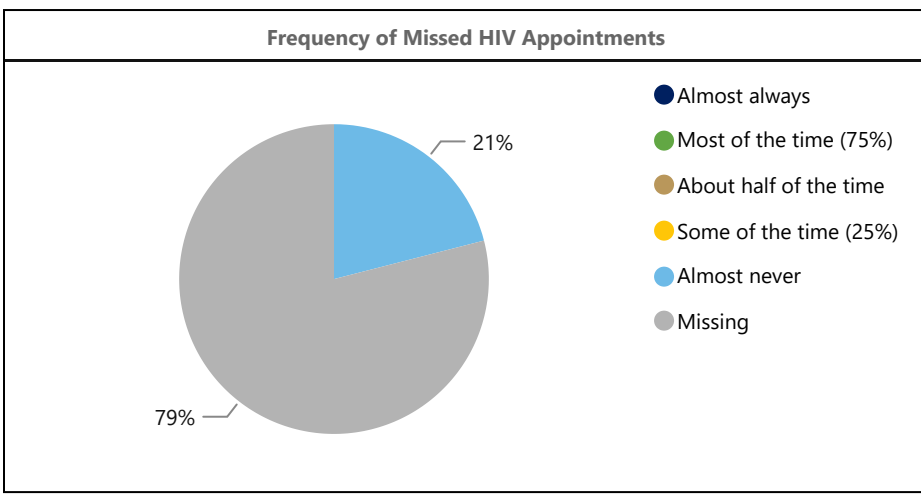
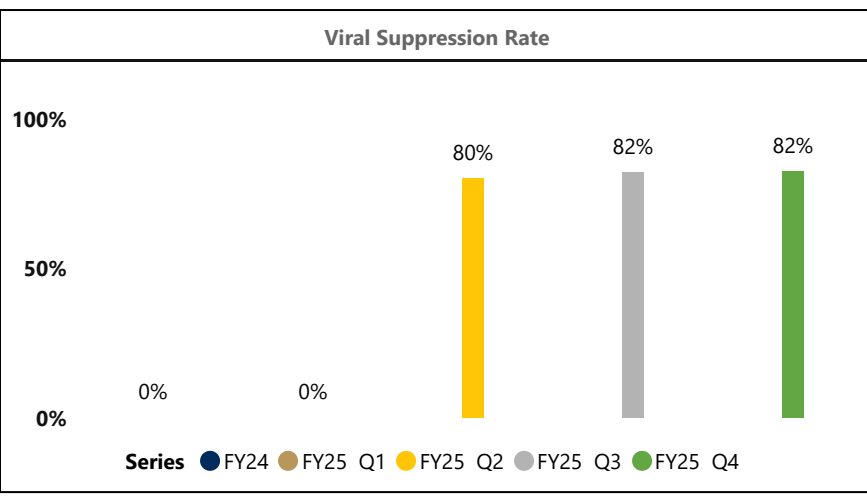
This quarter, 65 % of clients with submitted QoL outcomes reported "Miss 0 doses/week" of their prescribed HIV medication compared, to 35 % of clients who did. When asked about the impact of HIV stigma on their quality of life, 13 % of clients reported that it very severely or severely affects their daily life.



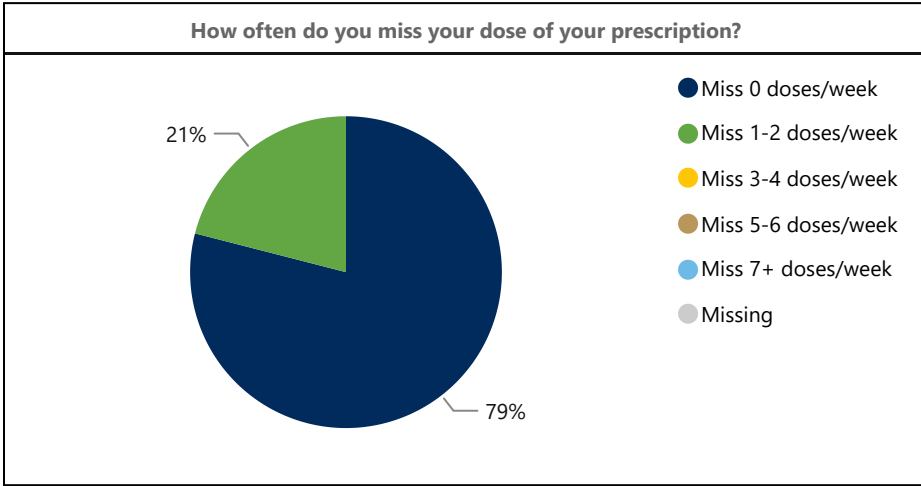
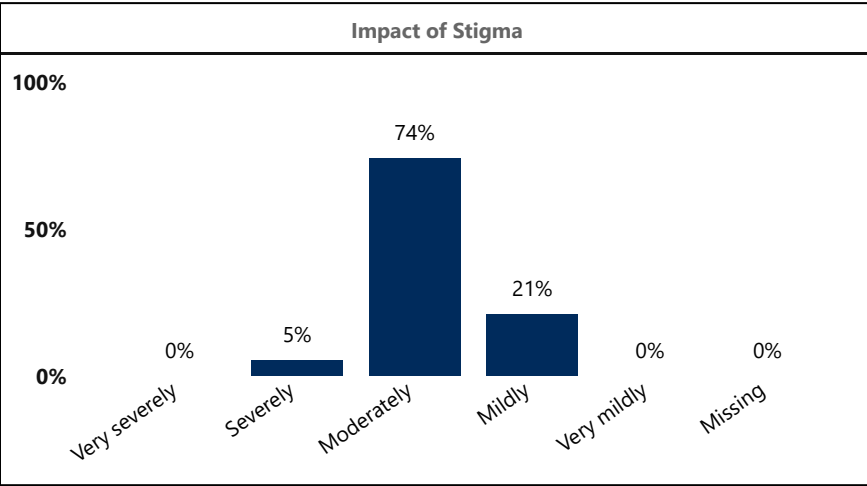
This quarter, 89 % of your agency's clients' were satisfied with the Ryan White Services available to them. Additionally, this quarter, 65 % MO and 74 % QoL of your agency's Non-Medical Case Management clients' Outcomes Forms were submitted on time. Please note that QoL and MO Outcomes Forms are required to be submitted with their annual eligibility or recertification.

Quality of Life (QoL) outcomes data were gathered from the e2Boston "Outcome Measure Distribution" report and are defined as the percentage of Part A clients with outcomes submitted within the measurement period. Each reporting period includes the most recent client data from the previous 12 months. FY 2025 data covers the period from March 1, 2025, through February 28, 2026.

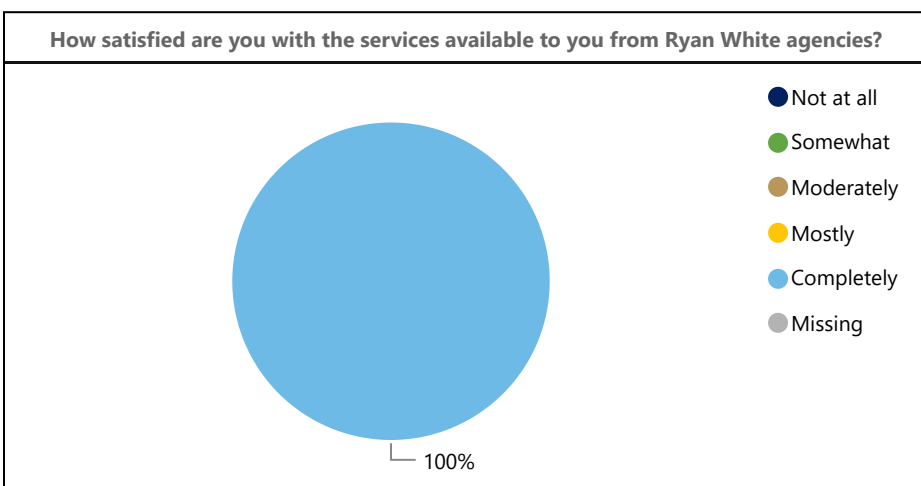
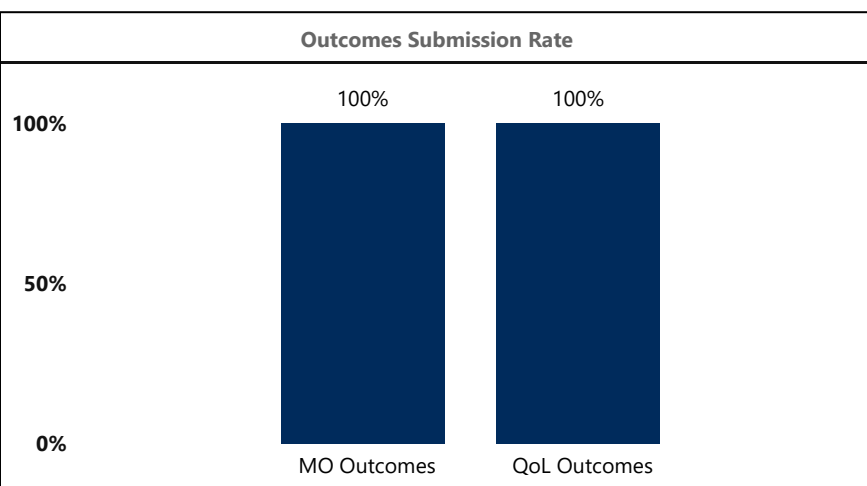
Quality Goal 2: To increase the viral suppression rate among People Living with HIV/AIDS in the Boston EMA from 90% to 92% by FY 2025.



This quarter, 82 % of your agency's Medical Case Management clients were virally suppressed. This is lower than the EMAs Q4 average of 92.02 %. Additionally, 21 % of clients with submitted QoL outcomes reported "Almost never" missing a medical appointment, compared to 0 % of clients who had to reschedule or miss an appointment.



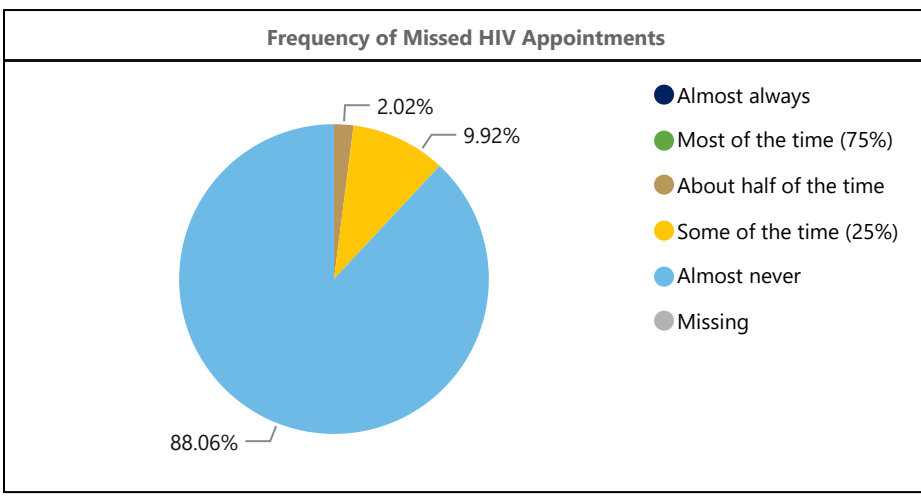
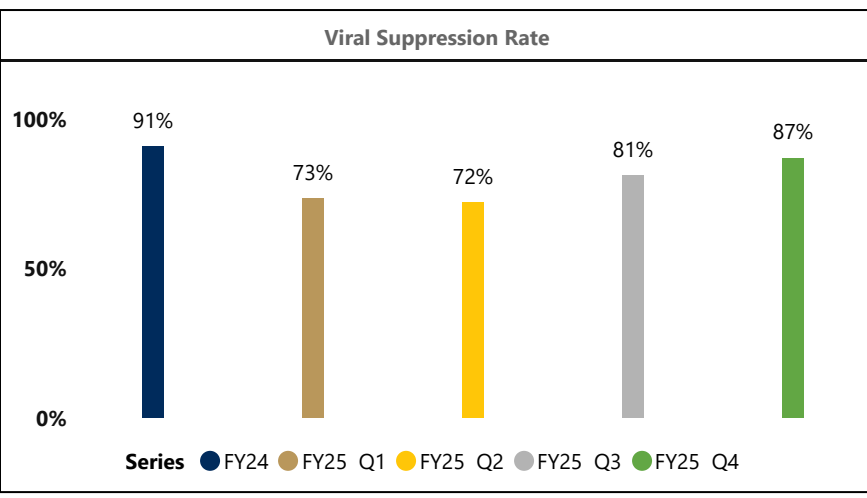
This quarter, 79 % of clients with submitted QoL outcomes reported "Miss 0 doses/week" of their prescribed HIV medication compared, to 21 % of clients who did. When asked about the impact of HIV stigma on their quality of life, 5 % of clients reported that it very severely or severely affects their daily life.



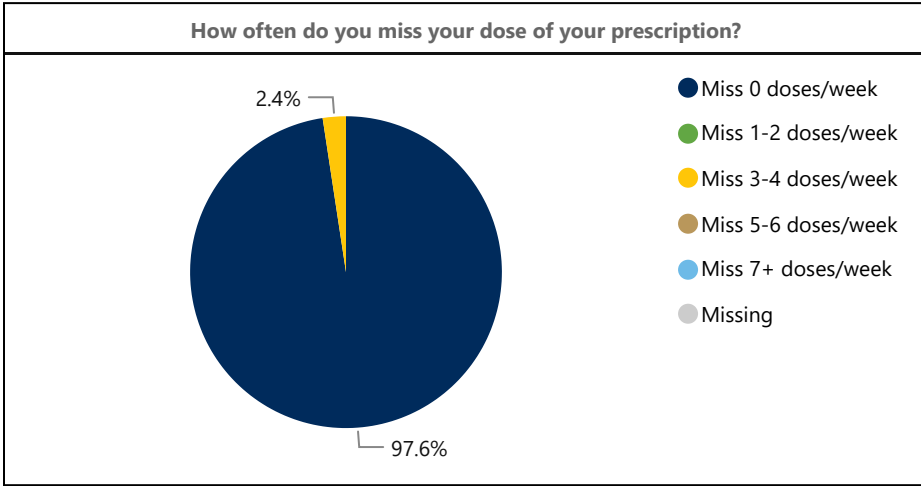
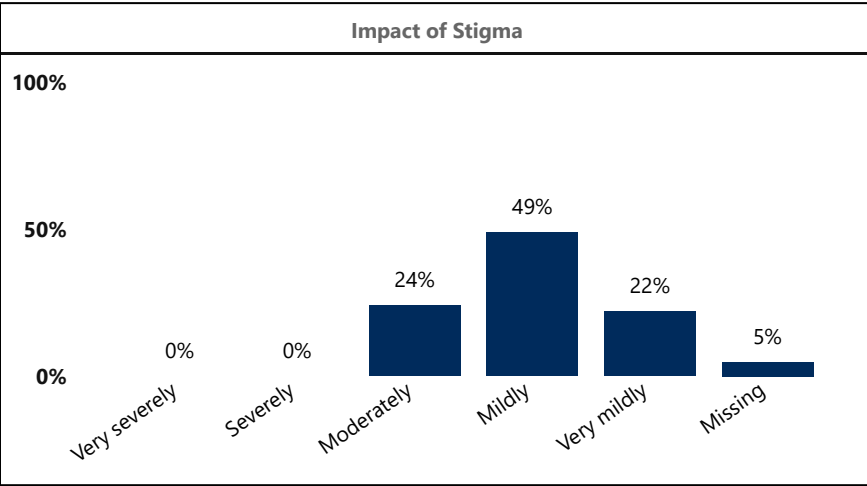
This quarter, 100 % of your agency's clients' were satisfied with the Ryan White Services available to them. Additionally, this quarter, 100 % MO and 100 % QoL of your agency's Non-Medical Case Management clients' Outcomes Forms were submitted on time. Please note that QoL and MO Outcomes Forms are required to be submitted with their annual eligibility or recertification.

Quality of Life (QoL) outcomes data were gathered from the e2Boston "Outcome Measure Distribution" report and are defined as the percentage of Part A clients with outcomes submitted within the measurement period. Each reporting period includes the most recent client data from the previous 12 months. FY 2025 data covers the period from March 1, 2025, through February 28, 2026.

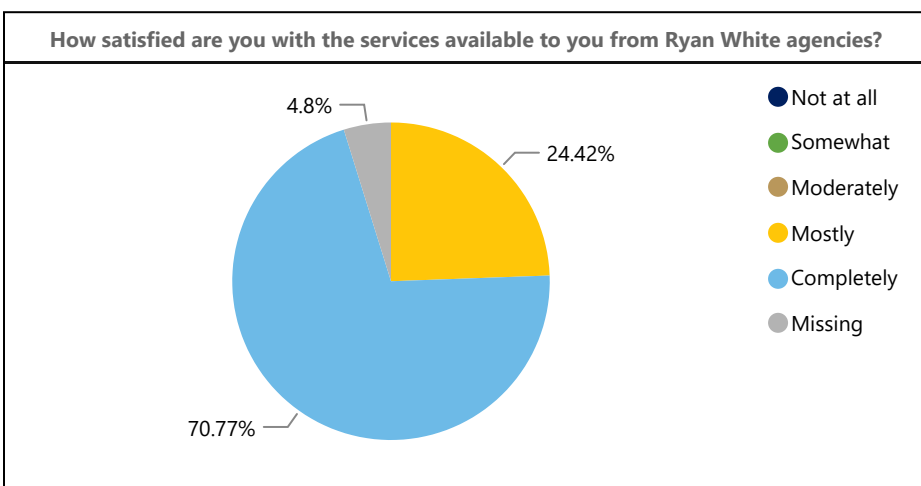
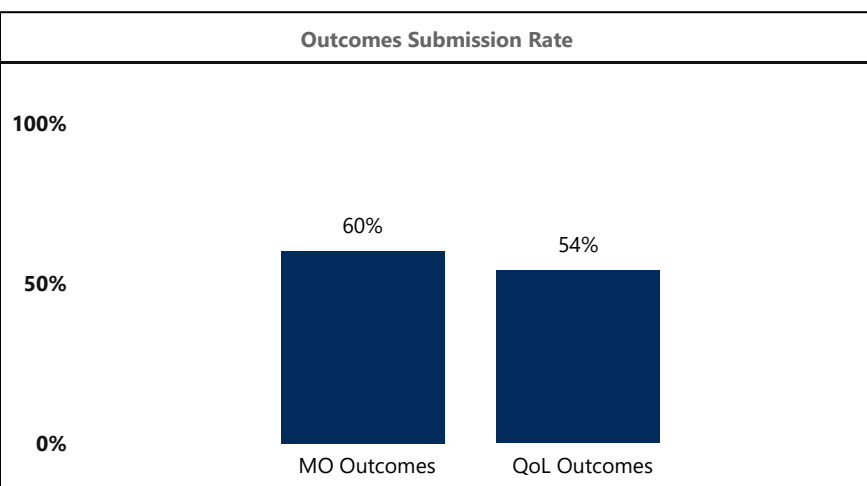
Quality Goal 2: To increase the viral suppression rate among People Living with HIV/AIDS in the Boston EMA from 90% to 92% by FY 2025.



This quarter, 87 % of your agency's Medical Case Management clients were virally suppressed. This is lower than the EMAs Q4 average of 92.02 %. Additionally, 87 % of clients with submitted QoL outcomes reported "Almost never" missing a medical appointment, compared to 12 % of clients who had to reschedule or miss an appointment.



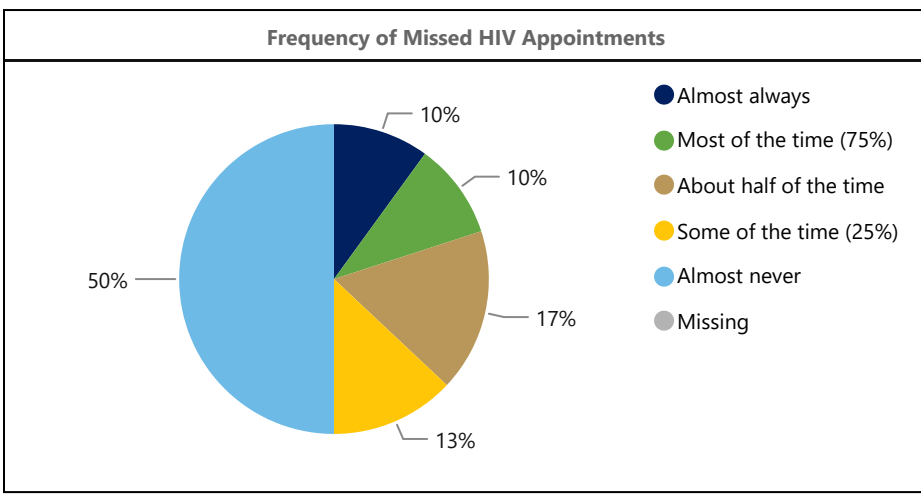
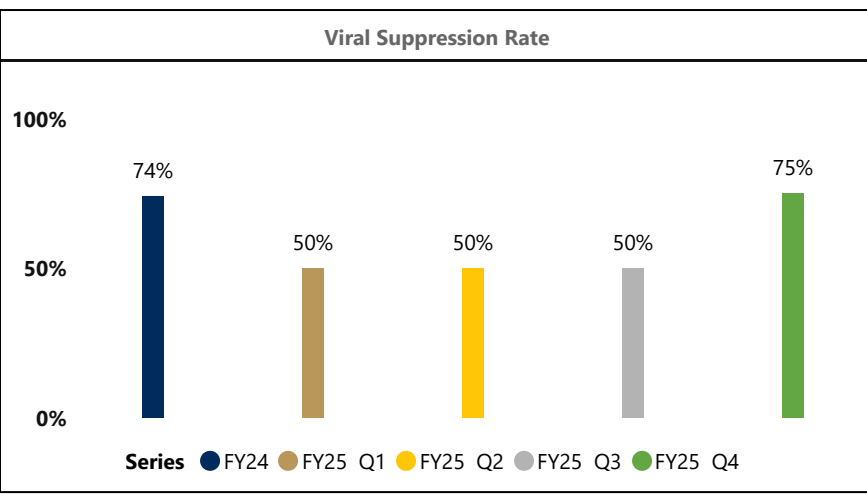
This quarter, 98 % of clients with submitted QoL outcomes reported "Miss 0 doses/week" of their prescribed HIV medication compared, to 2 % of clients who did. When asked about the impact of HIV stigma on their quality of life, 0 % of clients reported that it very severely or severely affects their daily life.



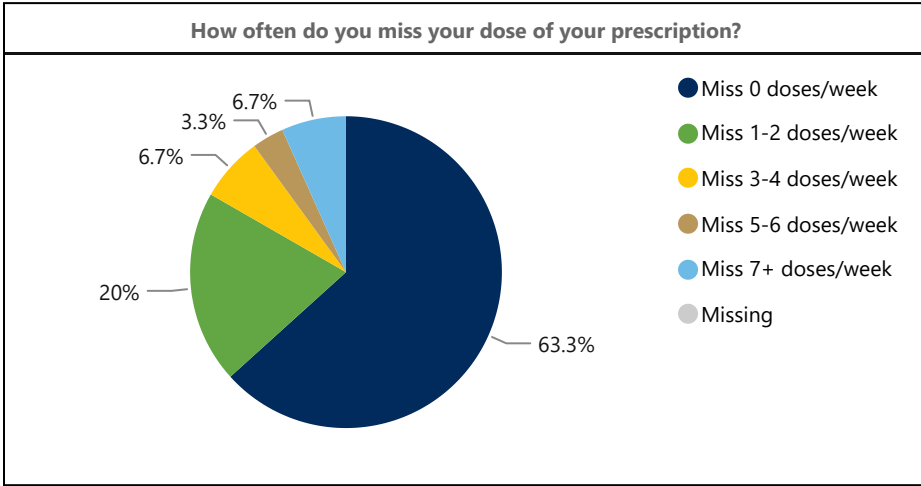
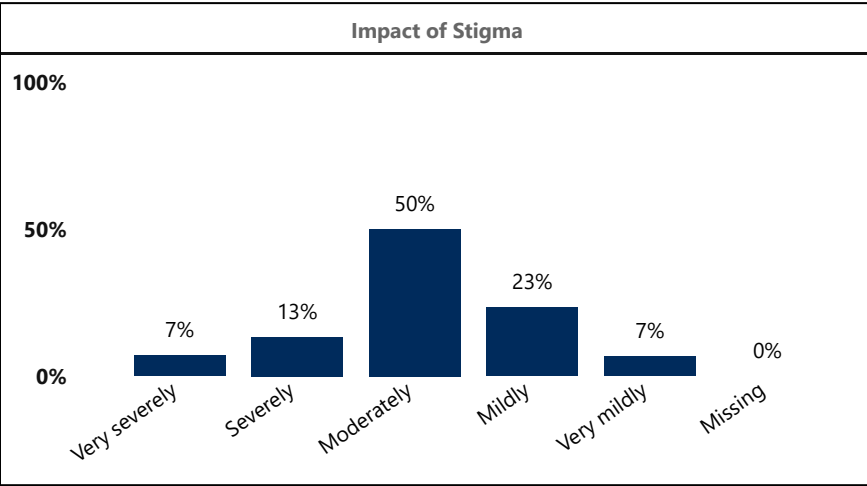
This quarter, 71 % of your agency's clients' were satisfied with the Ryan White Services available to them. Additionally, this quarter, 60 % MO and 54 % QoL of your agency's Non-Medical Case Management clients' Outcomes Forms were submitted on time. Please note that QoL and MO Outcomes Forms are required to be submitted with their annual eligibility or recertification.

Quality of Life (QoL) outcomes data were gathered from the e2Boston "Outcome Measure Distribution" report and are defined as the percentage of Part A clients with outcomes submitted within the measurement period. Each reporting period includes the most recent client data from the previous 12 months. FY 2025 data covers the period from March 1, 2025, through February 28, 2026.

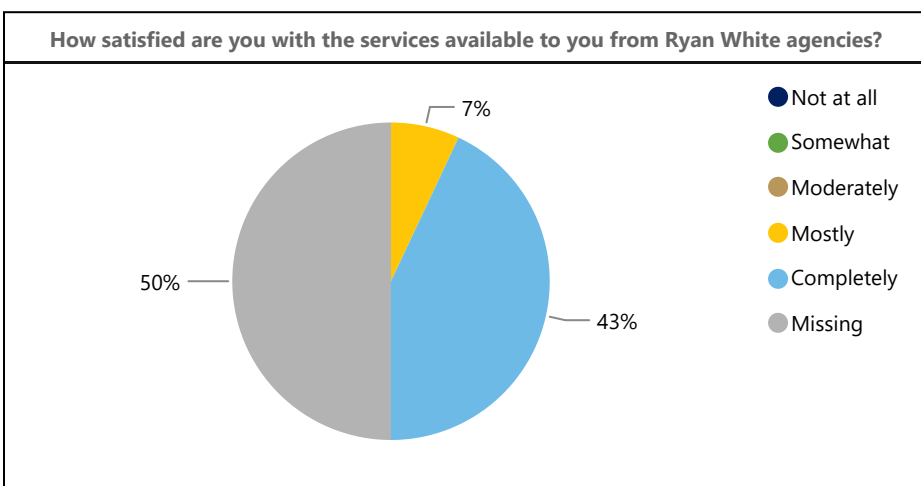
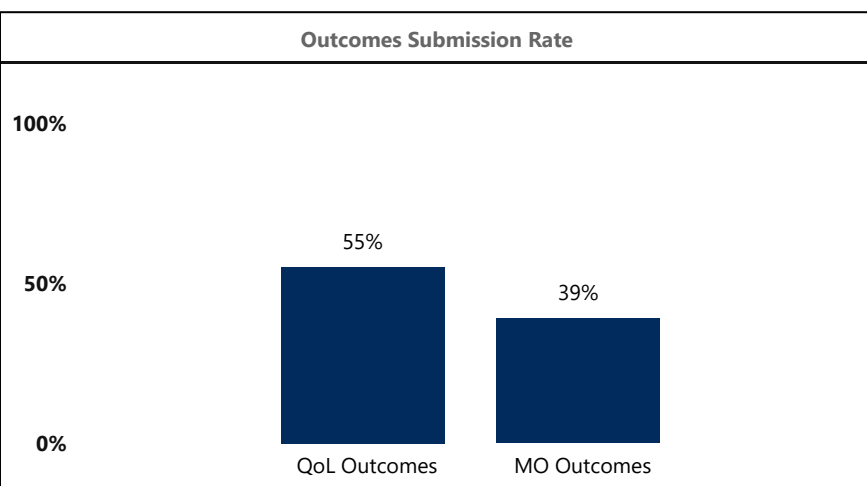
Quality Goal 2: To increase the viral suppression rate among People Living with HIV/AIDS in the Boston EMA from 90% to 92% by FY 2025.



This quarter, 75 % of your agency's Medical Case Management clients were virally suppressed. This is lower than the EMAs Q4 average of 92.02 %. Additionally, 50 % of clients with submitted QoL outcomes reported "Almost never" missing a medical appointment, compared to 50 % of clients who had to reschedule or miss an appointment.



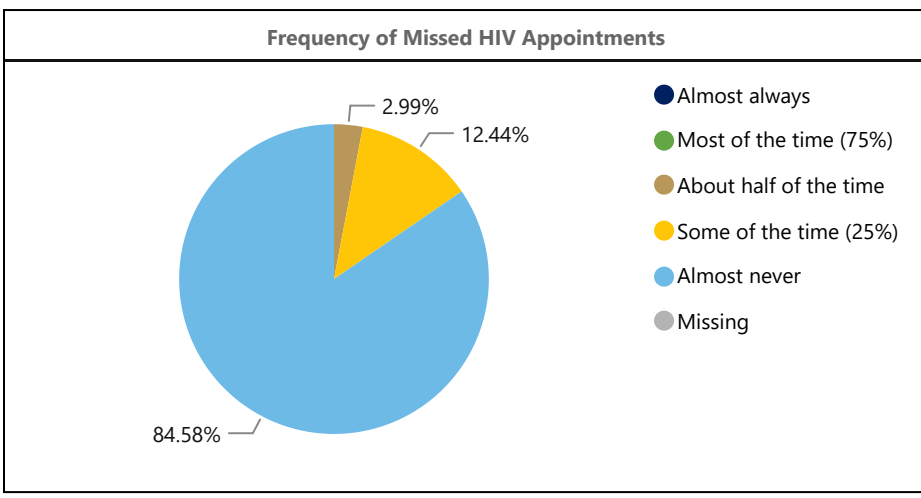
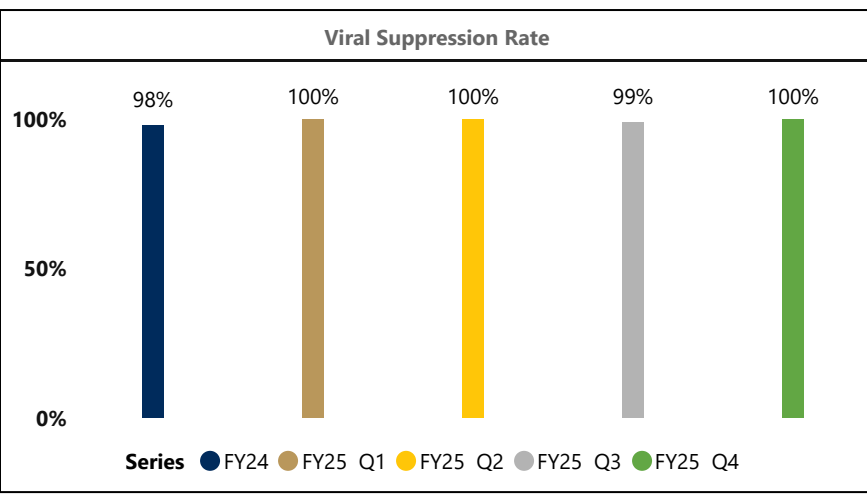
This quarter, 63 % of clients with submitted QoL outcomes reported "Miss 0 doses/week" of their prescribed HIV medication compared, to 37 % of clients who did. When asked about the impact of HIV stigma on their quality of life, 20 % of clients reported that it very severely or severely affects their daily life.



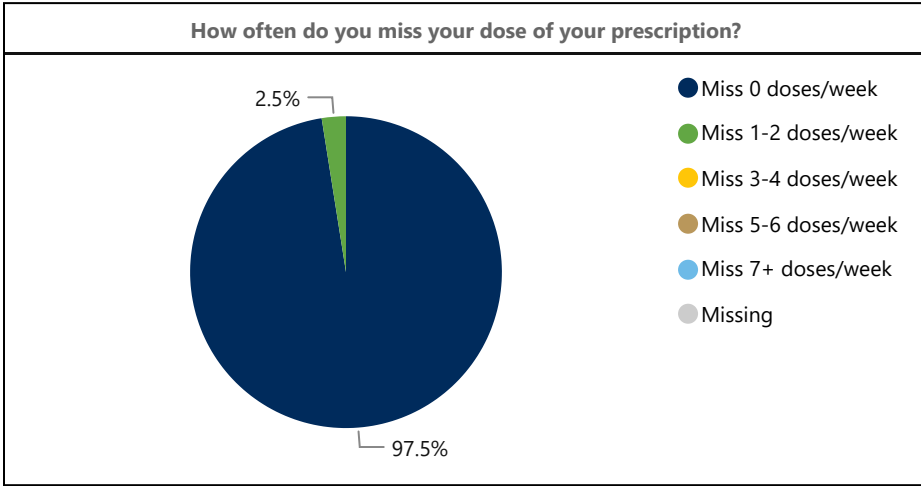
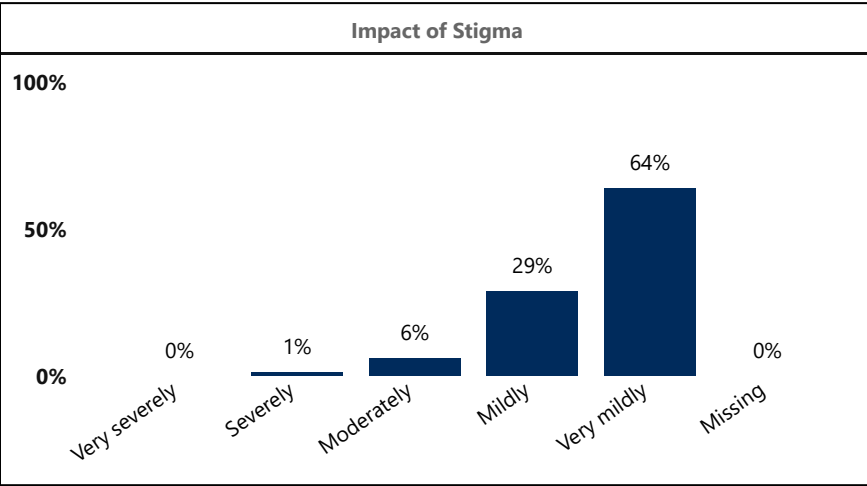
This quarter, 43 % of your agency's clients' were satisfied with the Ryan White Services available to them. Additionally, this quarter, 39 % MO and 55 % QoL of your agency's Non-Medical Case Management clients' Outcomes Forms were submitted on time. Please note that QoL and MO Outcomes Forms are required to be submitted with their annual eligibility or recertification.

Quality of Life (QoL) outcomes data were gathered from the e2Boston "Outcome Measure Distribution" report and are defined as the percentage of Part A clients with outcomes submitted within the measurement period. Each reporting period includes the most recent client data from the previous 12 months. FY 2025 data covers the period from March 1, 2025, through February 28, 2026.

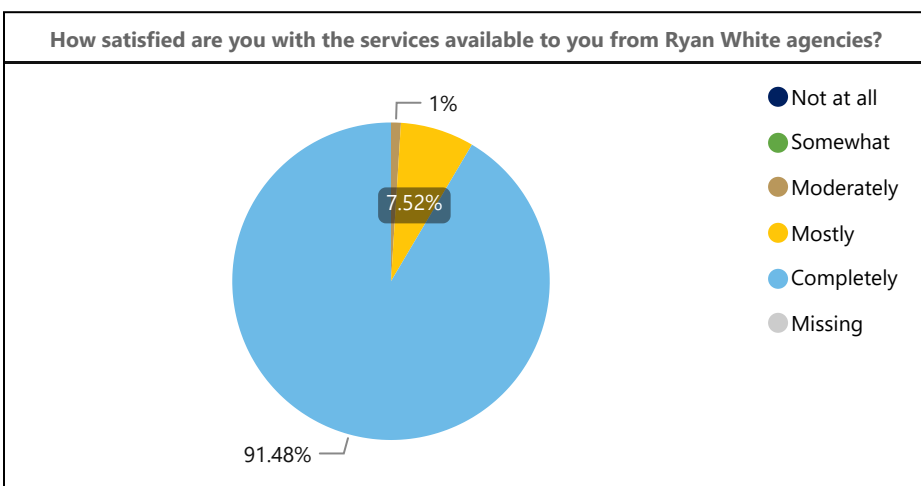
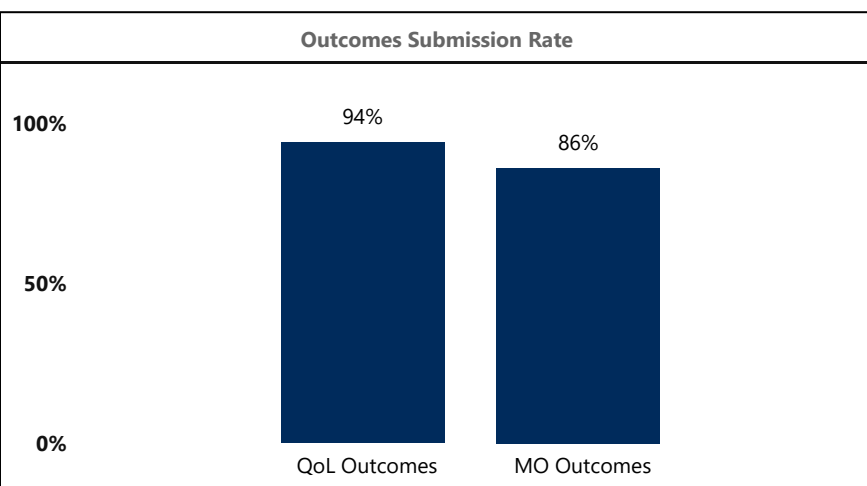
Quality Goal 2: To increase the viral suppression rate among People Living with HIV/AIDS in the Boston EMA from 90% to 92% by FY 2025.



This quarter, 100 % of your agency's Medical Case Management clients were virally suppressed. This is higher than the EMAs Q4 average of 92.02 %. Additionally, 85 % of clients with submitted QoL outcomes reported "Almost never" missing a medical appointment, compared to 16 % of clients who had to reschedule or miss an appointment.



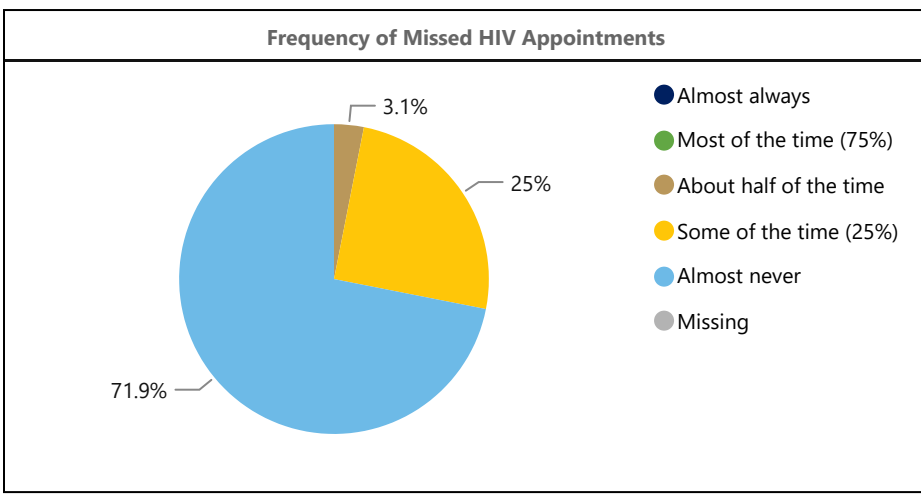
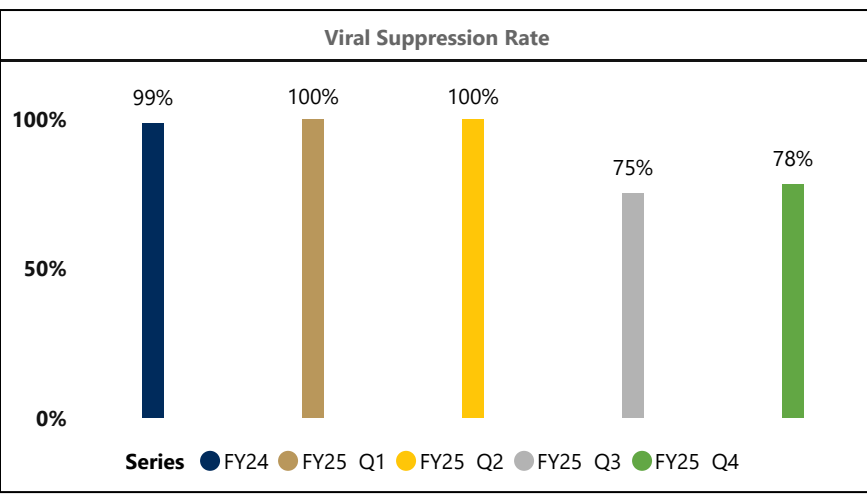
This quarter, 98 % of clients with submitted QoL outcomes reported "Miss 0 doses/week" of their prescribed HIV medication compared, to 3 % of clients who did. When asked about the impact of HIV stigma on their quality of life, 1 % of clients reported that it very severely or severely affects their daily life.



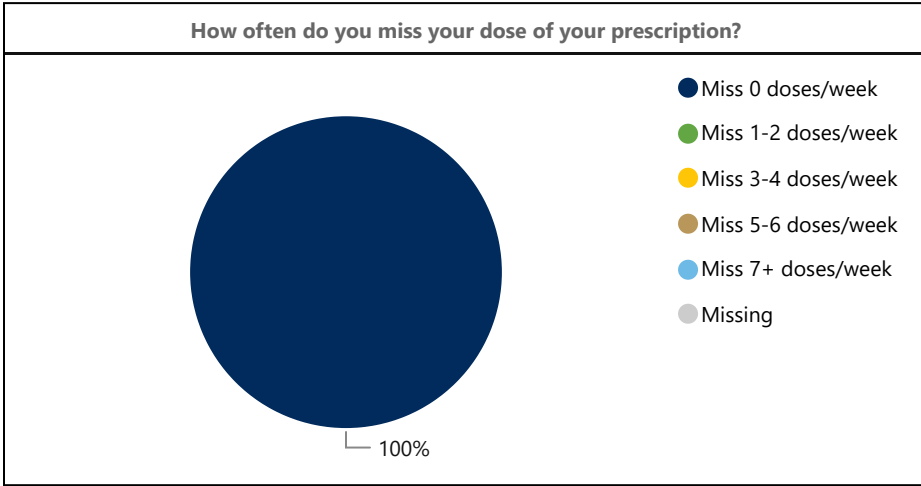
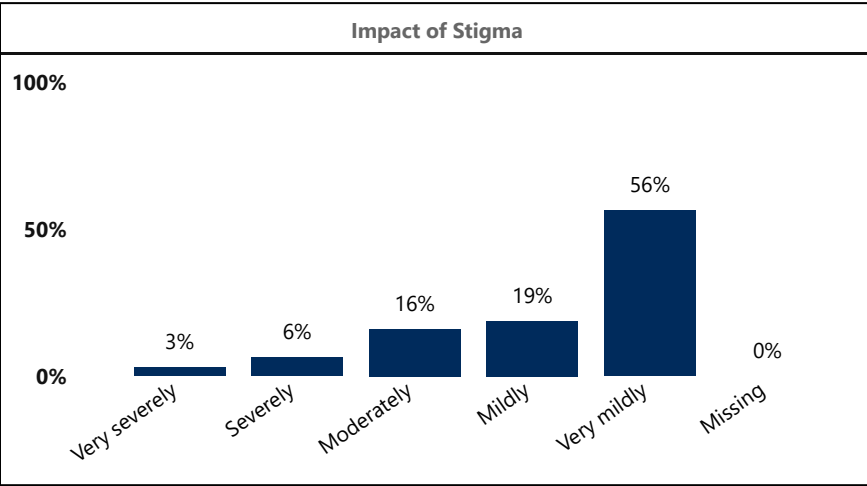
This quarter, 91 % of your agency's clients' were satisfied with the Ryan White Services available to them. Additionally, this quarter, 86 % MO and 94 % QoL of your agency's Non-Medical Case Management clients' Outcomes Forms were submitted on time. Please note that QoL and MO Outcomes Forms are required to be submitted with their annual eligibility or recertification.

Quality of Life (QoL) outcomes data were gathered from the e2Boston "Outcome Measure Distribution" report and are defined as the percentage of Part A clients with outcomes submitted within the measurement period. Each reporting period includes the most recent client data from the previous 12 months. FY 2025 data covers the period from March 1, 2025, through February 28, 2026.

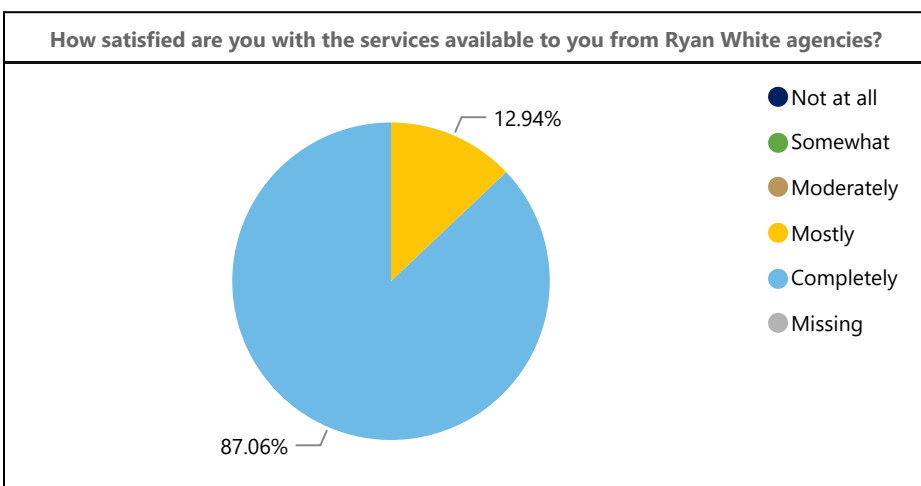
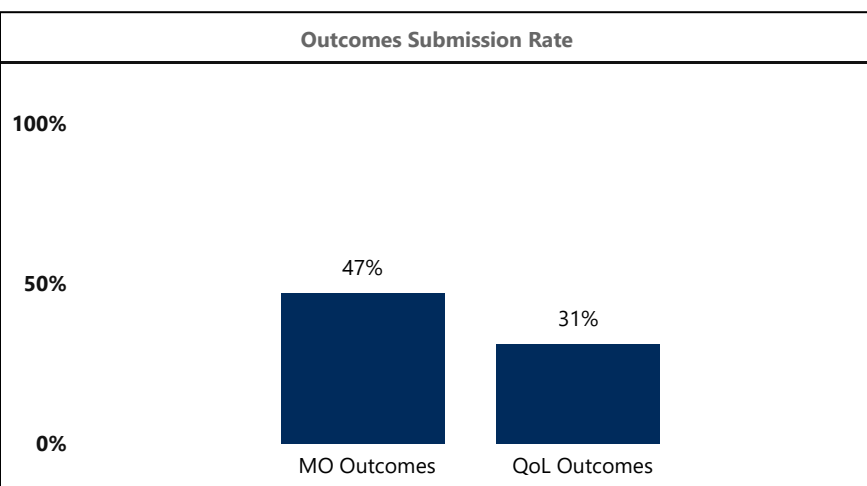
Quality Goal 2: To increase the viral suppression rate among People Living with HIV/AIDS in the Boston EMA from 90% to 92% by FY 2025.



This quarter, 78 % of your agency's Medical Case Management clients were virally suppressed. This is lower than the EMAs Q4 average of 92.02 %. Additionally, 72 % of clients with submitted QoL outcomes reported "Almost never" missing a medical appointment, compared to 28 % of clients who had to reschedule or miss an appointment.



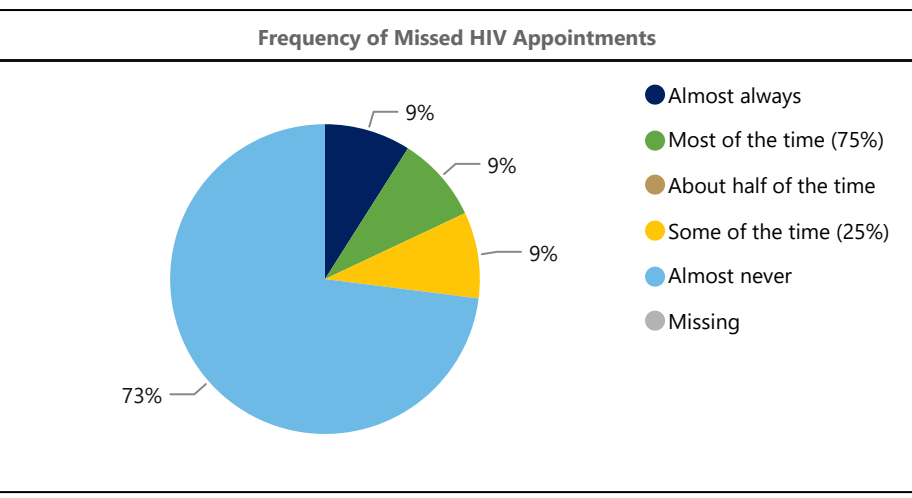
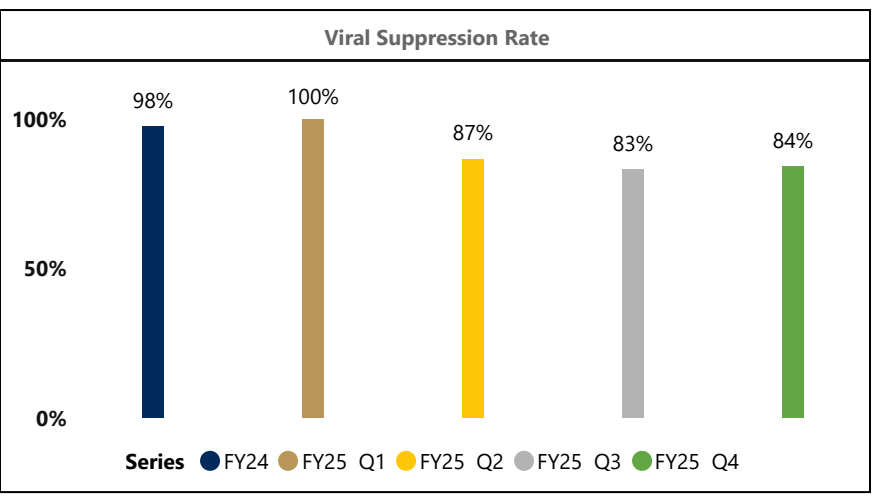
This quarter, 100 % of clients with submitted QoL outcomes reported "Miss 0 doses/week" of their prescribed HIV medication compared, to 0 % of clients who did. When asked about the impact of HIV stigma on their quality of life, 9 % of clients reported that it very severely or severely affects their daily life.



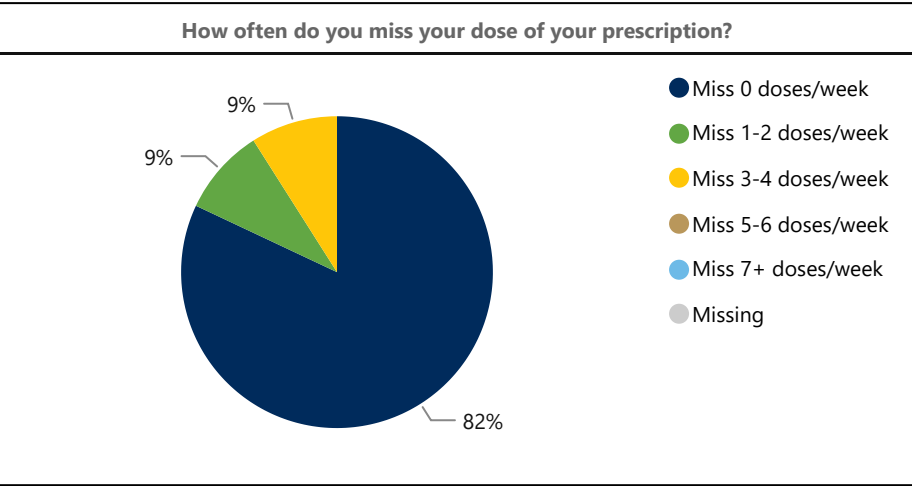
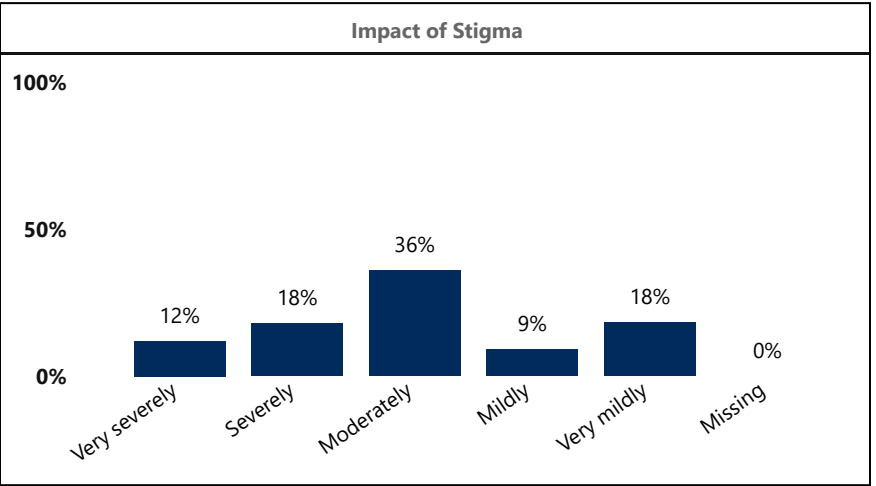
This quarter, 88 % of your agency's clients' were satisfied with the Ryan White Services available to them. Additionally, this quarter, 47 % MO and 31 % QoL of your agency's Non-Medical Case Management clients' Outcomes Forms were submitted on time. Please note that QoL and MO Outcomes Forms are required to be submitted with their annual eligibility or recertification.

Quality of Life (QoL) outcomes data were gathered from the e2Boston "Outcome Measure Distribution" report and are defined as the percentage of Part A clients with outcomes submitted within the measurement period. Each reporting period includes the most recent client data from the previous 12 months. FY 2025 data covers the period from March 1, 2025, through February 28, 2026.

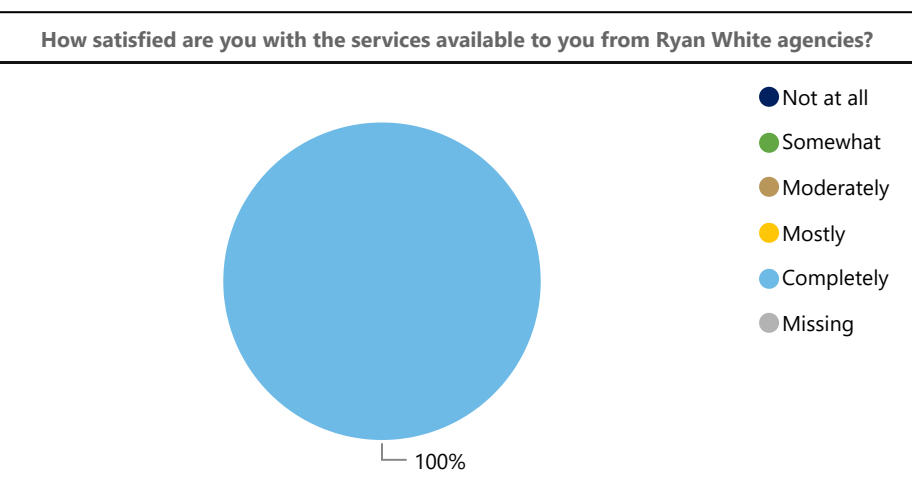
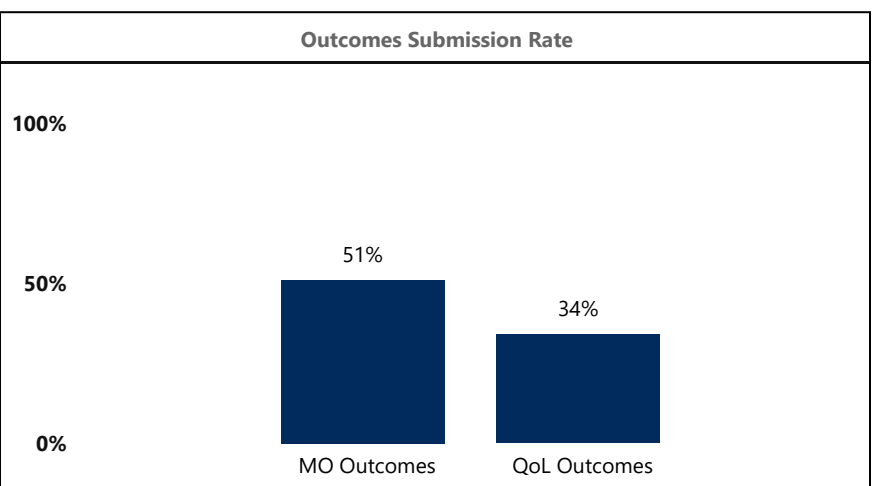
Quality Goal 2: To increase the viral suppression rate among People Living with HIV/AIDS in the Boston EMA from 90% to 92% by FY 2025.



This quarter, 84 % of your agency's Medical Case Management clients were virally suppressed. This is lower than the EMAs Q4 average of 92.02 %. Additionally, 73 % of clients with submitted QoL outcomes reported "Almost never" missing a medical appointment, compared to 27 % of clients who had to reschedule or miss an appointment.



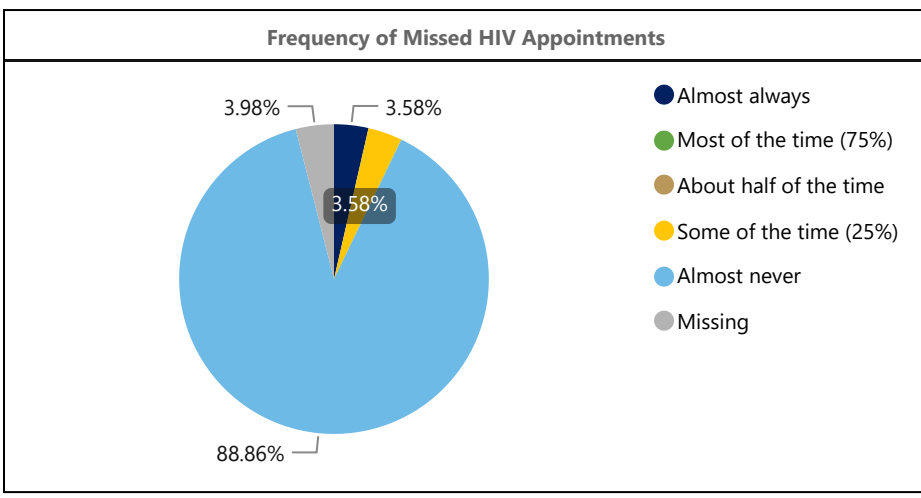
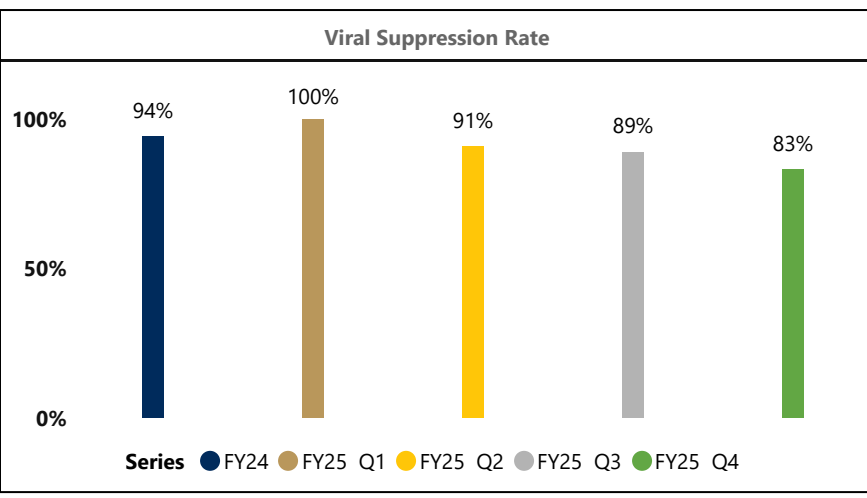
This quarter, 82 % of clients with submitted QoL outcomes reported "Miss 0 doses/week" of their prescribed HIV medication compared, to 18 % of clients who did. When asked about the impact of HIV stigma on their quality of life, 30 % of clients reported that it very severely or severely affects their daily life.



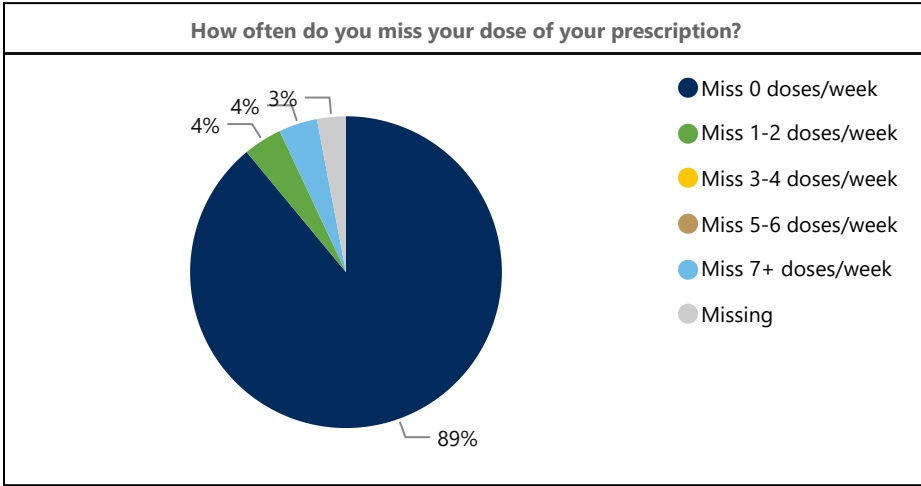
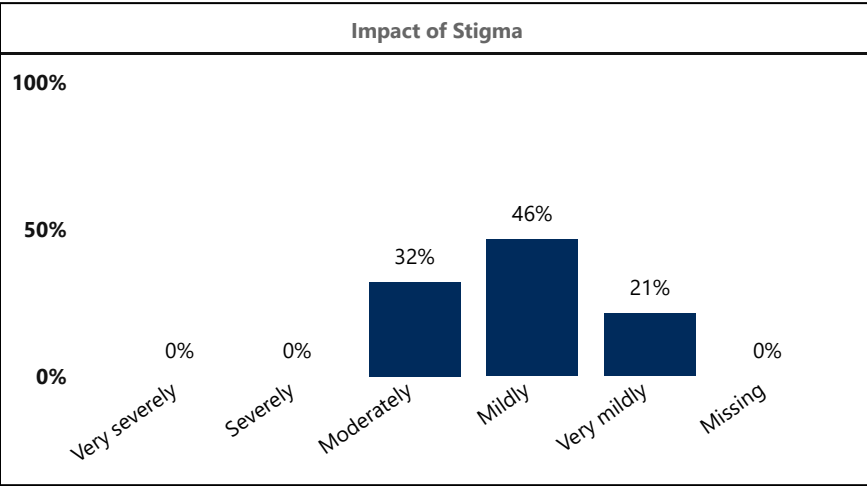
This quarter, 100 % of your agency's clients' were satisfied with the Ryan White Services available to them. Additionally, this quarter, 51 % MO and 34 % QoL of your agency's Non-Medical Case Management clients' Outcomes Forms were submitted on time. Please note that QoL and MO Outcomes Forms are required to be submitted with their annual eligibility or recertification.

Quality of Life (QoL) outcomes data were gathered from the e2Boston "Outcome Measure Distribution" report and are defined as the percentage of Part A clients with outcomes submitted within the measurement period. Each reporting period includes the most recent client data from the previous 12 months. FY 2025 data covers the period from March 1, 2025, through February 28, 2026.

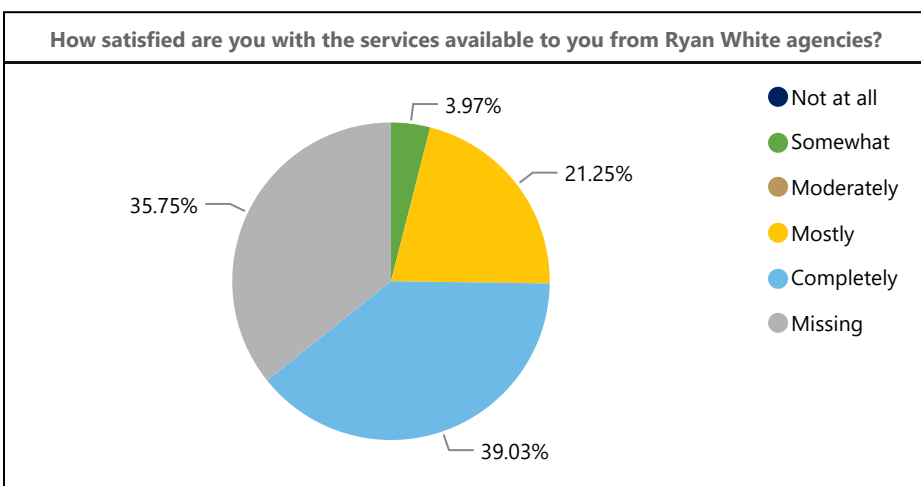
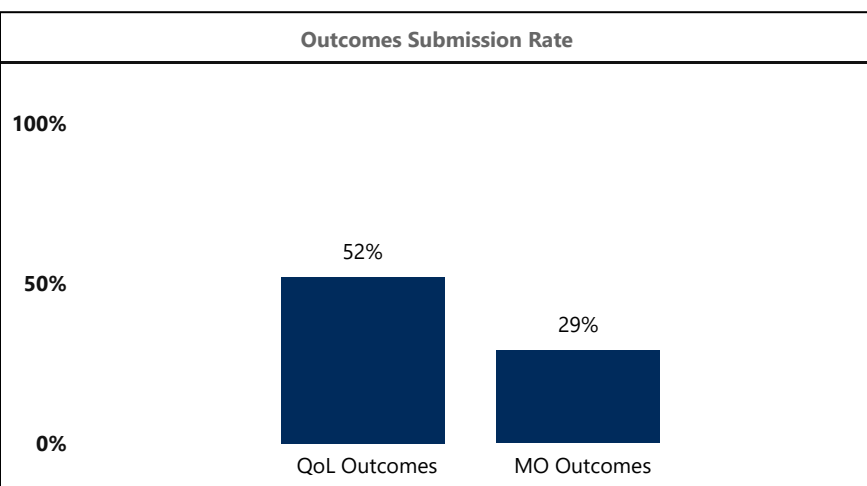
Quality Goal 2: To increase the viral suppression rate among People Living with HIV/AIDS in the Boston EMA from 90% to 92% by FY 2025.



This quarter, 83 % of your agency's Medical Case Management clients were virally suppressed. This is lower than the EMAs Q4 average of 92.02 %. Additionally, 89 % of clients with submitted QoL outcomes reported "Almost never" missing a medical appointment, compared to 7 % of clients who had to reschedule or miss an appointment.



This quarter, 89 % of clients with submitted QoL outcomes reported "Miss 0 doses/week" of their prescribed HIV medication compared, to 11 % of clients who did. When asked about the impact of HIV stigma on their quality of life, 0 % of clients reported that it very severely or severely affects their daily life.



This quarter, 39 % of your agency's clients' were satisfied with the Ryan White Services available to them. Additionally, this quarter, 29 % MO and 52 % QoL of your agency's Non-Medical Case Management clients' Outcomes Forms were submitted on time. Please note that QoL and MO Outcomes Forms are required to be submitted with their annual eligibility or recertification.

Quality of Life (QoL) outcomes data were gathered from the e2Boston "Outcome Measure Distribution" report and are defined as the percentage of Part A clients with outcomes submitted within the measurement period. Each reporting period includes the most recent client data from the previous 12 months. FY 2025 data covers the period from March 1, 2025, through February 28, 2026.