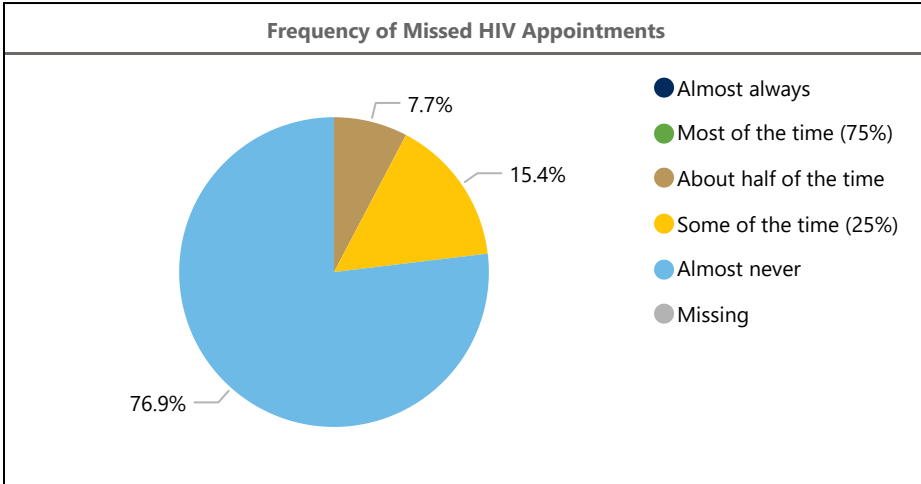
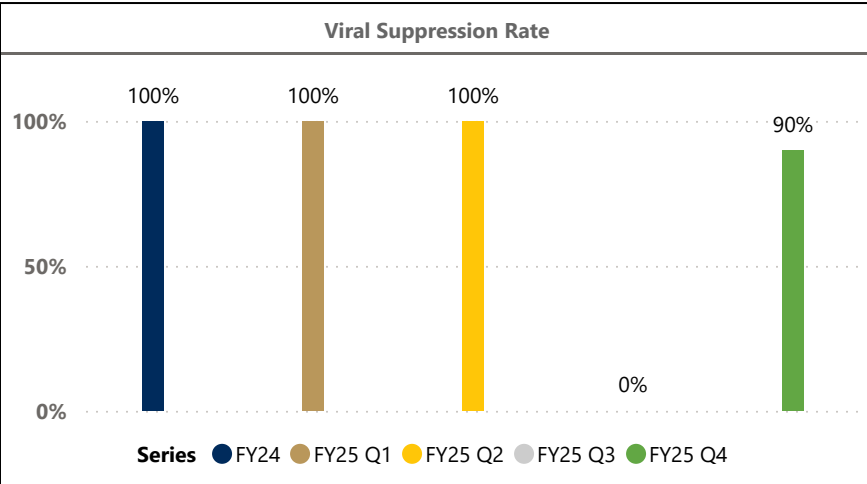
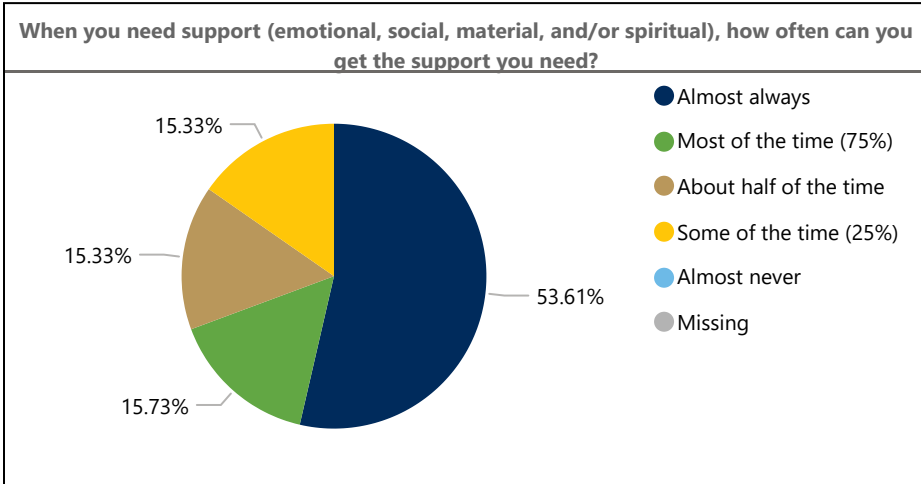
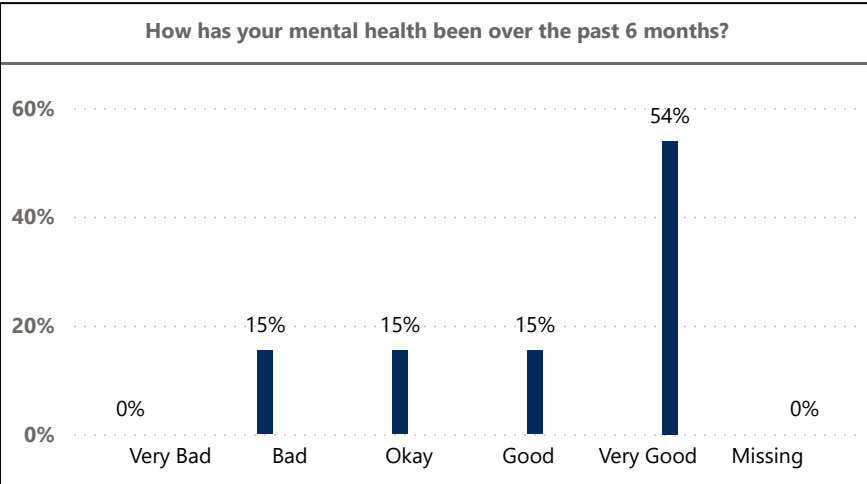


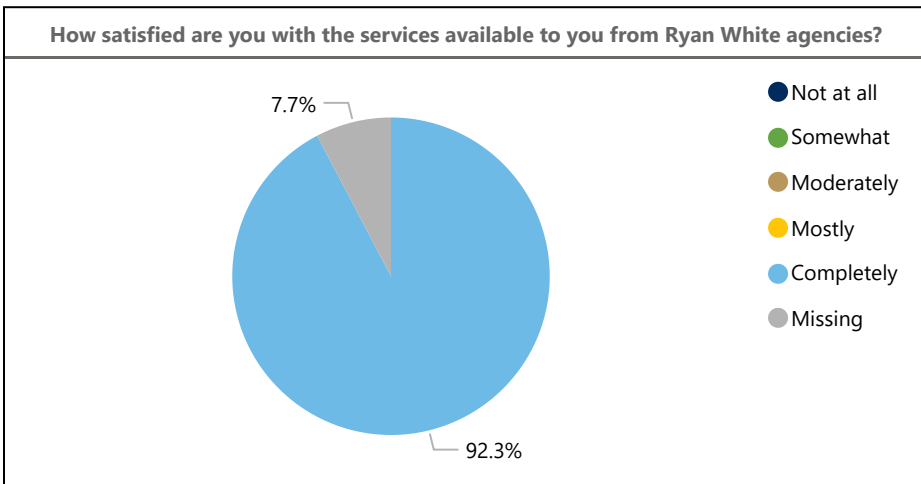
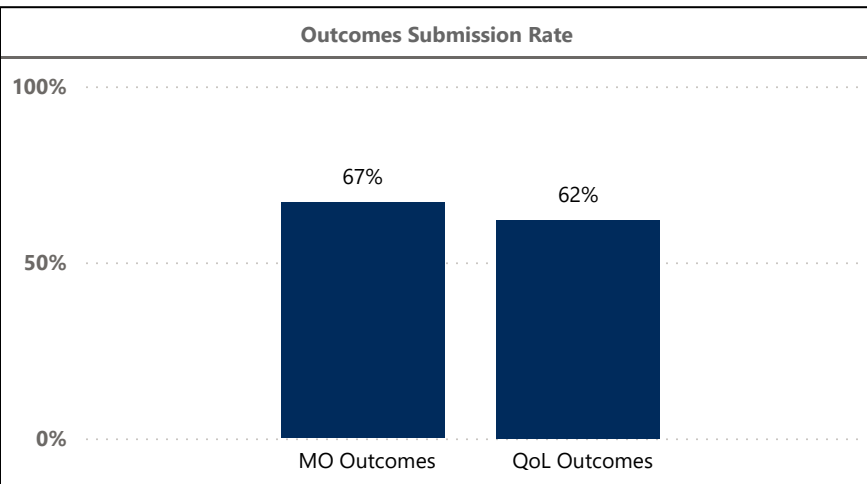
Quality Goal 2: To increase the viral suppression rate among People Living with HIV/AIDS in the Boston EMA from 90% to 92% by FY 2025.



This quarter, 90 % of your agency's Non-Medical Case Management clients were virally suppressed. This is higher than your Q3 average of 0 %. Additionally, 77 % of clients with submitted QoL outcomes reported "Almost never" missing a medical appointment, compared to 23 % of clients who had to reschedule or miss an appointment.



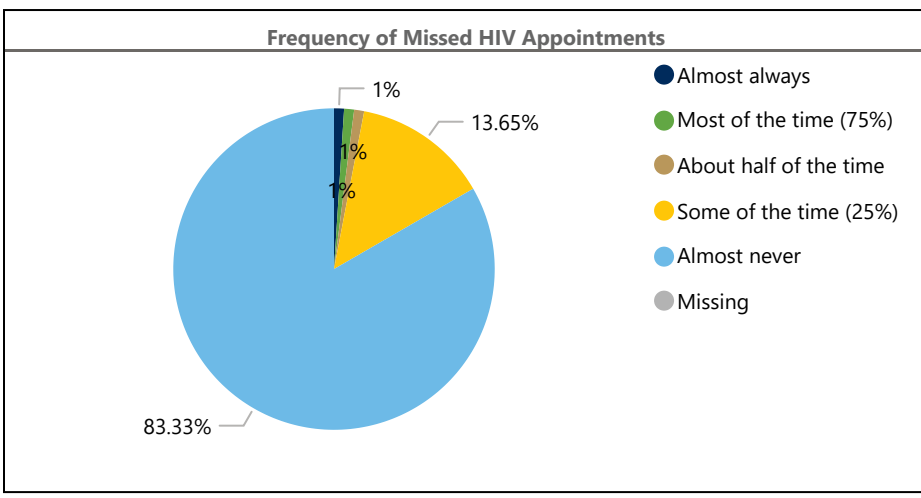
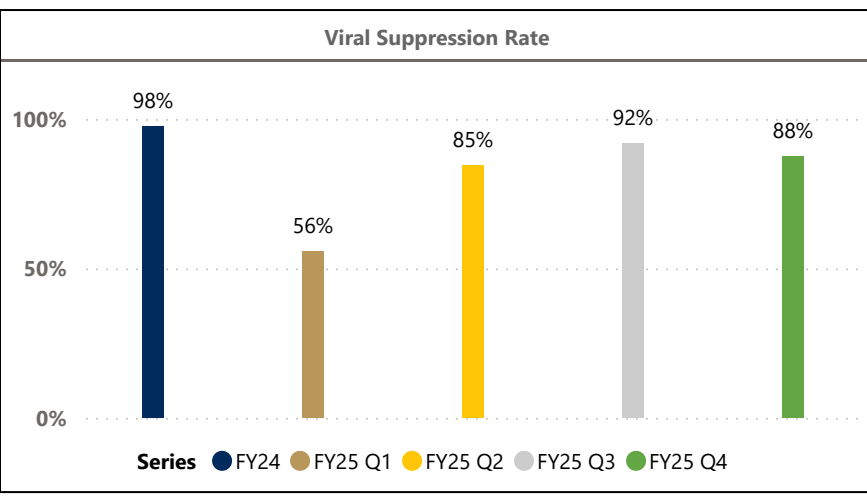
Over the past six months, 69 % of clients who submitted QoL Outcomes described their mental health as "good" or "very good." Similarly, when seeking support, 70 % of clients indicated they are able to get the help they needed most or all of the time.



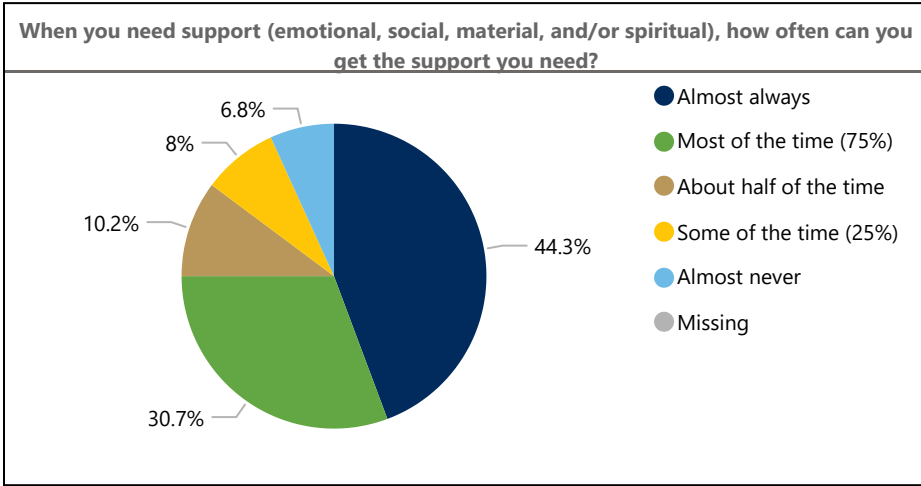
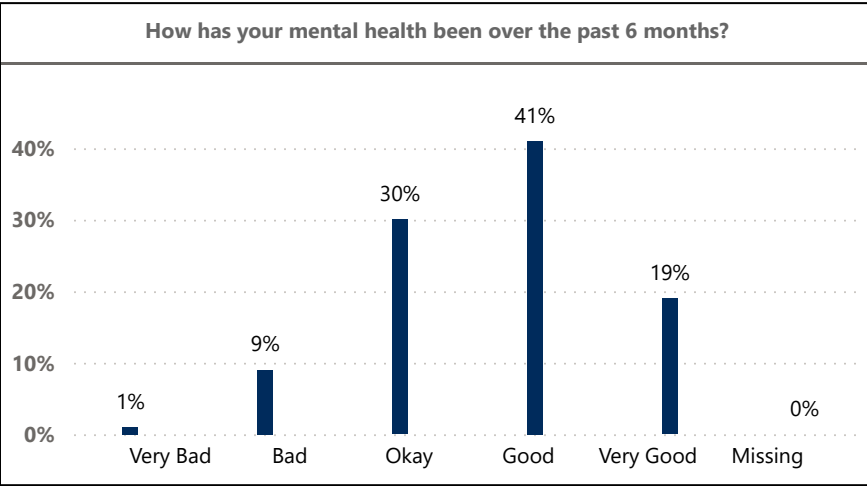
This quarter, 92 % of your agency's clients' were satisfied with the Ryan White Services available to them. Additionally, this quarter, 67 % MO and 62 % QoL of your agency's Non-Medical Case Management clients' Outcomes Forms were submitted on time. Please note that QoL Outcomes forms must be submitted with annual eligibility recertification, and MO forms must be submitted with twice-yearly reassessments.

Quality of Life (QoL) outcomes data were gathered from the e2Boston "Outcome Measure Distribution" report and are defined as the percentage of Part A clients with outcomes submitted within the measurement period. Each reporting period includes the most recent client data from the previous 12 months. FY 2025 data covers the period from March 1, 2025, through February 28, 2026.

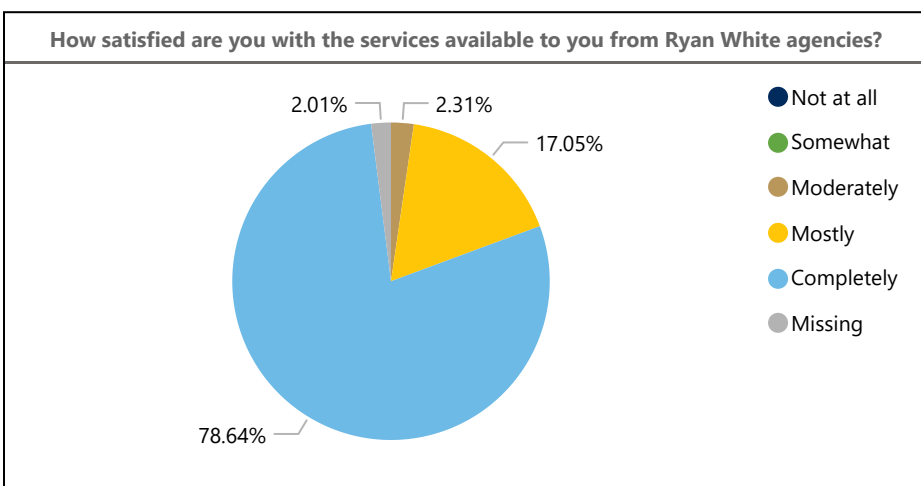
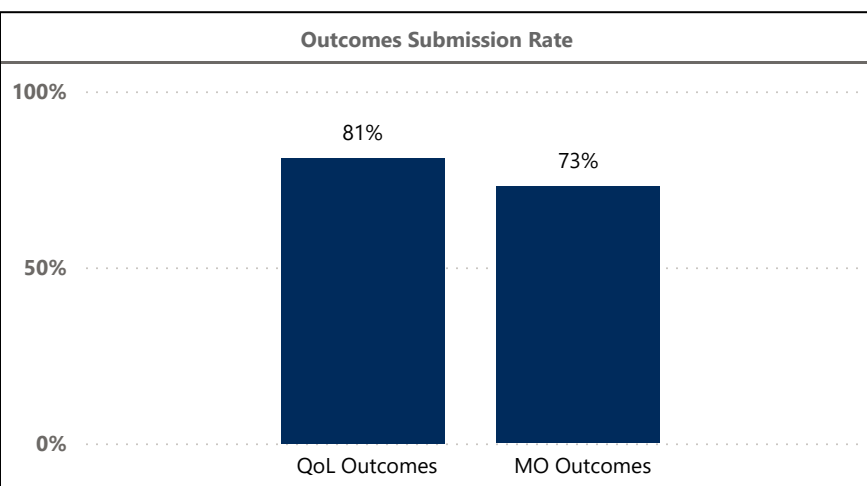
Quality Goal 2: To increase the viral suppression rate among People Living with HIV/AIDS in the Boston EMA from 90% to 92% by FY 2025.



This quarter, 88 % of your agency's Non-Medical Case Management clients were virally suppressed. This is lower than your Q3 average of 92 %. Additionally, 83 % of clients with submitted QoL outcomes reported "Almost never" missing a medical appointment, compared to 17 % of clients who had to reschedule or miss an appointment.



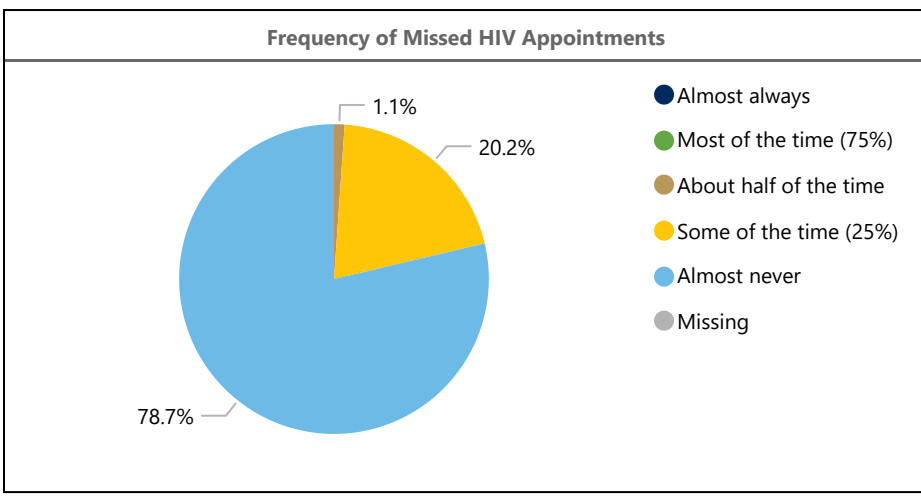
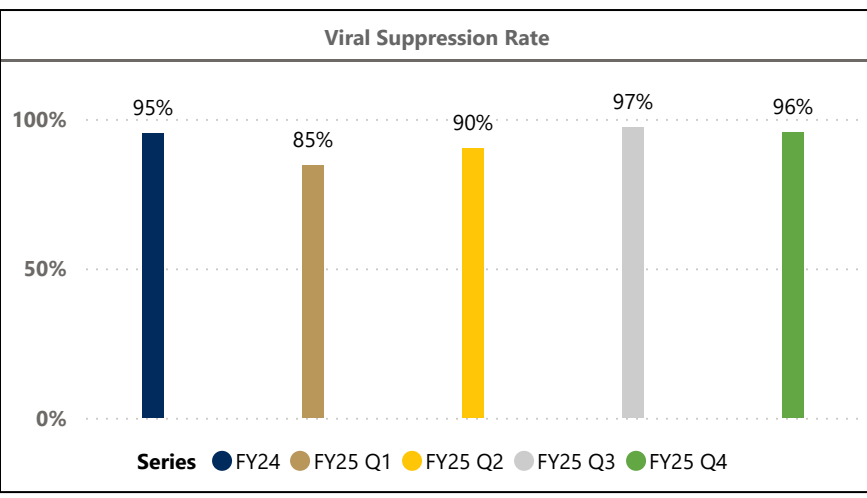
Over the past six months, 60 % of clients who submitted QoL Outcomes described their mental health as "good" or "very good." Similarly, when seeking support, 75 % of clients indicated they are able to get the help they needed most or all of the time.



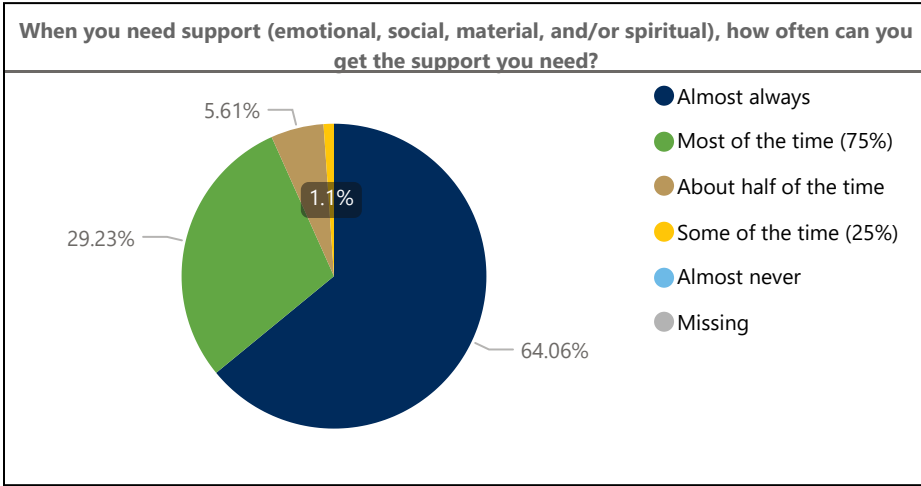
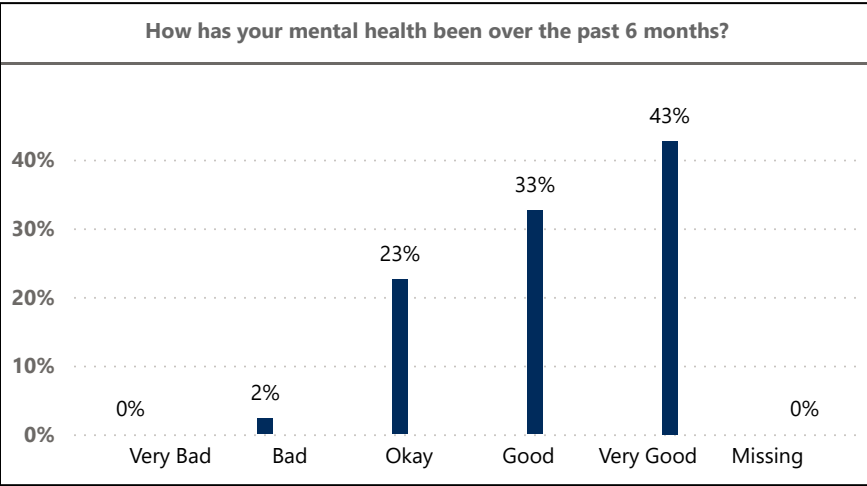
This quarter, 78 % of your agency's clients' were satisfied with the Ryan White Services available to them. Additionally, this quarter, 73 % MO and 81 % QoL of your agency's Non-Medical Case Management clients' Outcomes Forms were submitted on time. Please note that QoL Outcomes forms must be submitted with annual eligibility recertification, and MO forms must be submitted with twice-yearly reassessments.

Quality of Life (QoL) outcomes data were gathered from the e2Boston "Outcome Measure Distribution" report and are defined as the percentage of Part A clients with outcomes submitted within the measurement period. Each reporting period includes the most recent client data from the previous 12 months. FY 2025 data covers the period from March 1, 2025, through February 28, 2026.

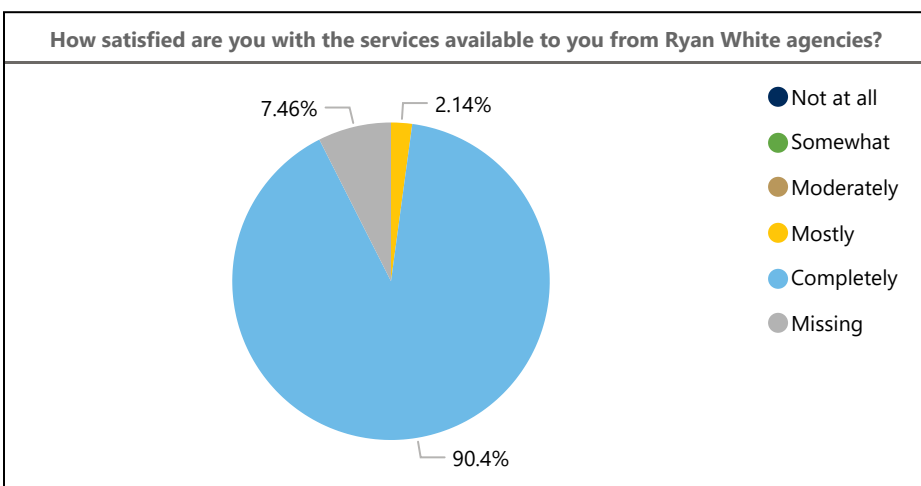
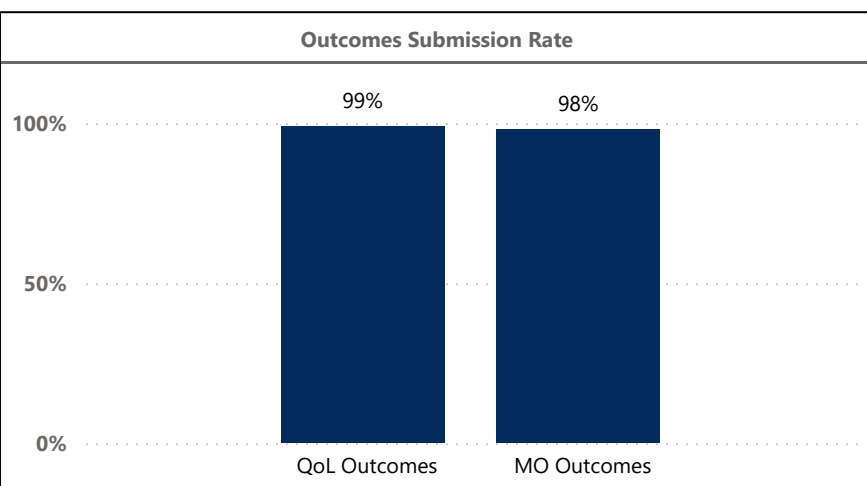
Quality Goal 2: To increase the viral suppression rate among People Living with HIV/AIDS in the Boston EMA from 90% to 92% by FY 2025.



This quarter, 96 % of your agency's Non-Medical Case Management clients were virally suppressed. This is lower than your Q3 average of 97 %. Additionally, 79 % of clients with submitted QoL outcomes reported "Almost never" missing a medical appointment, compared to 21 % of clients who had to reschedule or miss an appointment.



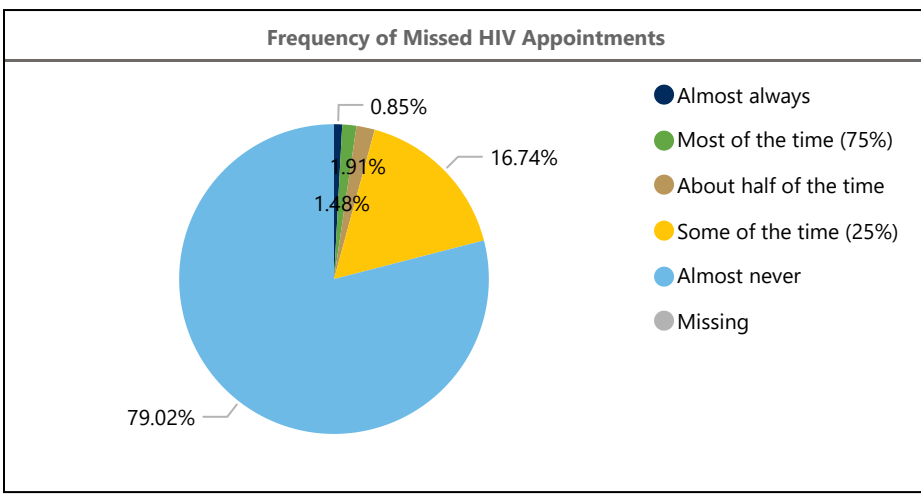
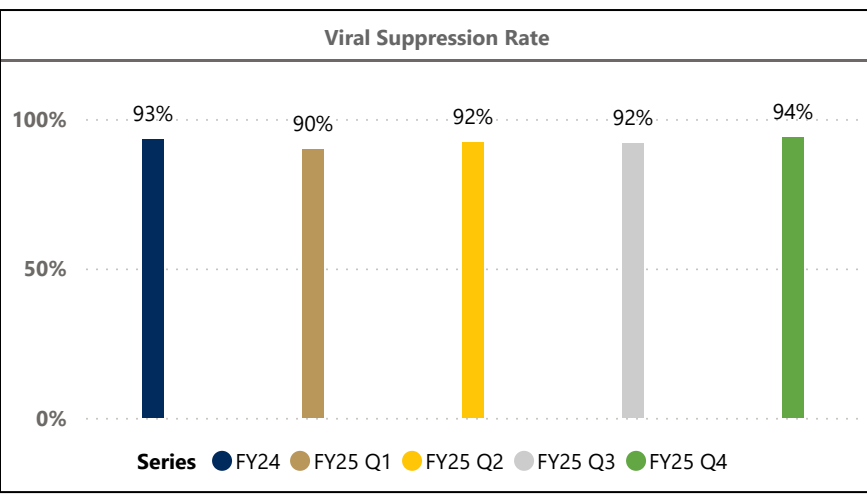
Over the past six months, 75 % of clients who submitted QoL Outcomes described their mental health as "good" or "very good." Similarly, when seeking support, 93 % of clients indicated they are able to get the help they needed most or all of the time.



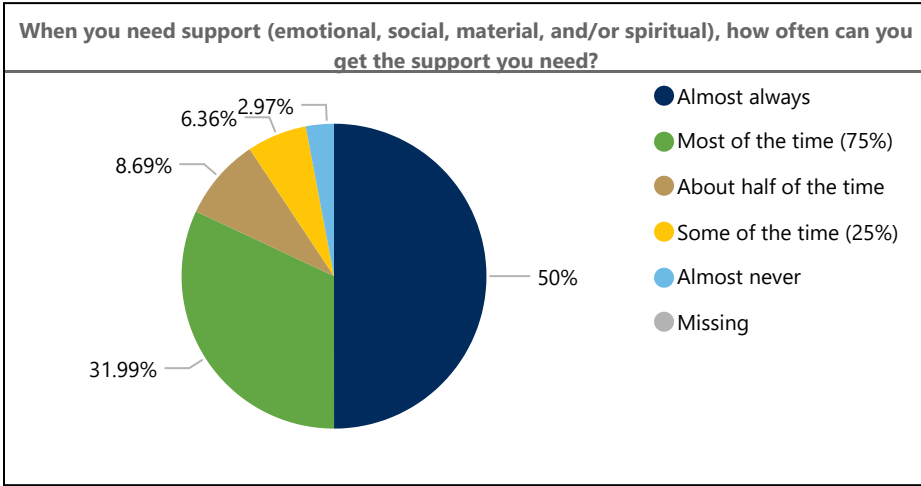
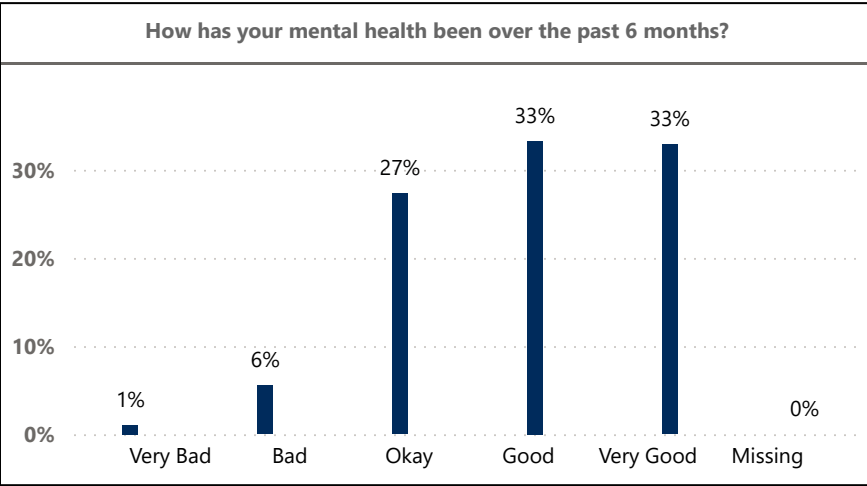
This quarter, 97 % of your agency's clients' were satisfied with the Ryan White Services available to them. Additionally, this quarter, 98 % MO and 99 % QoL of your agency's Non-Medical Case Management clients' Outcomes Forms were submitted on time. Please note that QoL Outcomes forms must be submitted with annual eligibility recertification, and MO forms must be submitted with twice-yearly reassessments.

Quality of Life (QoL) outcomes data were gathered from the e2Boston "Outcome Measure Distribution" report and are defined as the percentage of Part A clients with outcomes submitted within the measurement period. Each reporting period includes the most recent client data from the previous 12 months. FY 2025 data covers the period from March 1, 2025, through February 28, 2026.

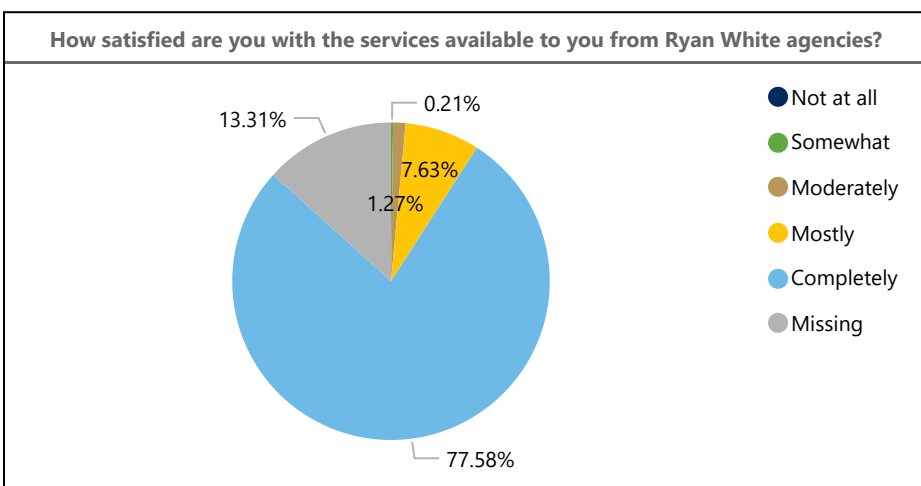
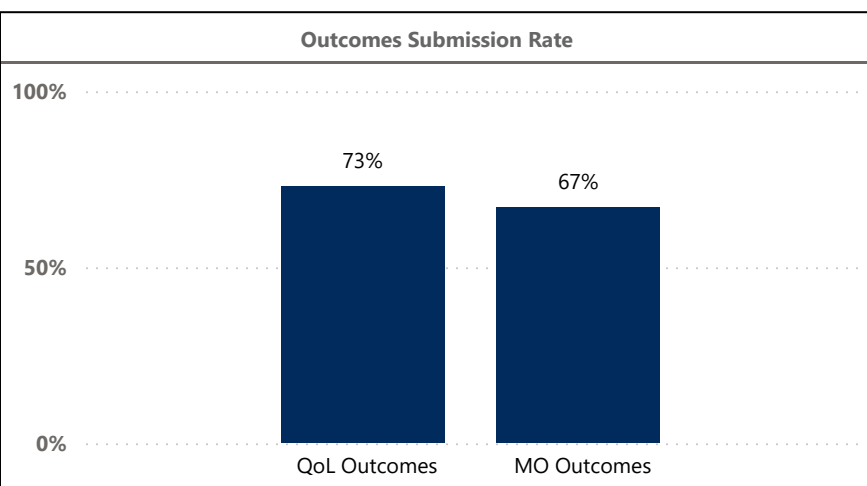
Quality Goal 2: To increase the viral suppression rate among People Living with HIV/AIDS in the Boston EMA from 90% to 92% by FY 2025.



This quarter, 94 % of your agency's Non-Medical Case Management clients were virally suppressed. This is higher than your Q3 average of 92 %. Additionally, 79 % of clients with submitted QoL outcomes reported "Almost never" missing a medical appointment, compared to 21 % of clients who had to reschedule or miss an appointment.



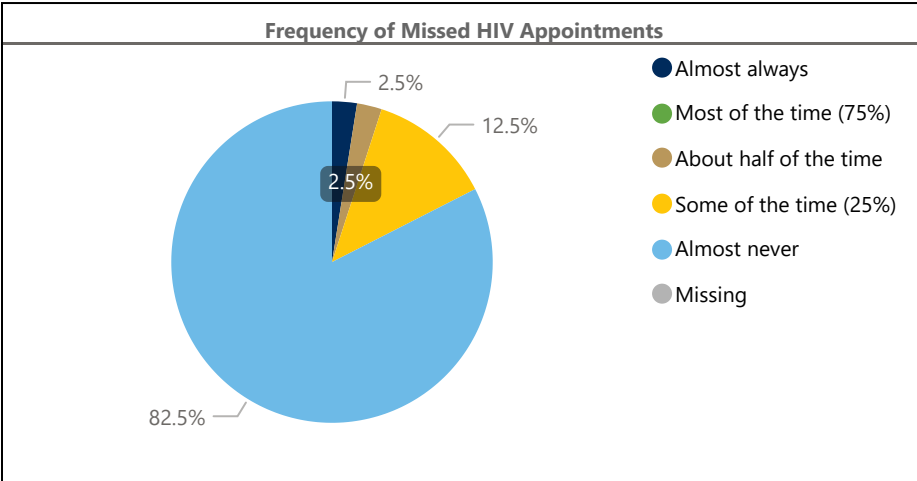
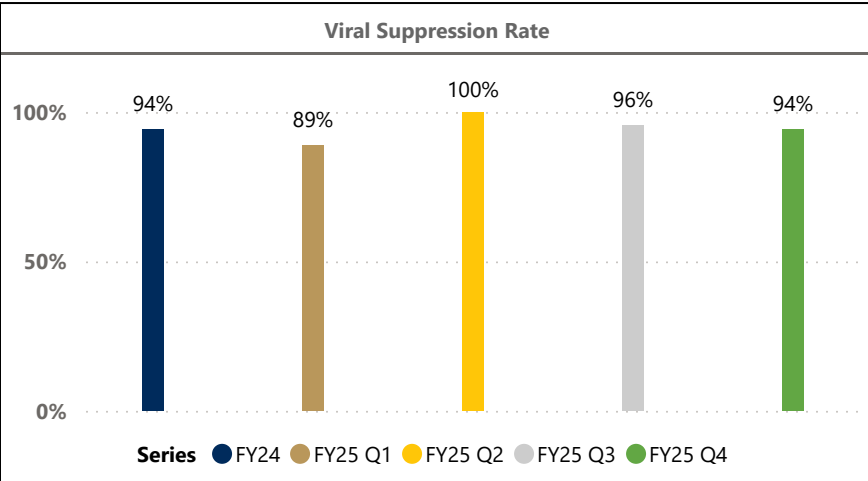
Over the past six months, 66 % of clients who submitted QoL Outcomes described their mental health as "good" or "very good." Similarly, when seeking support, 82 % of clients indicated they are able to get the help they needed most or all of the time.



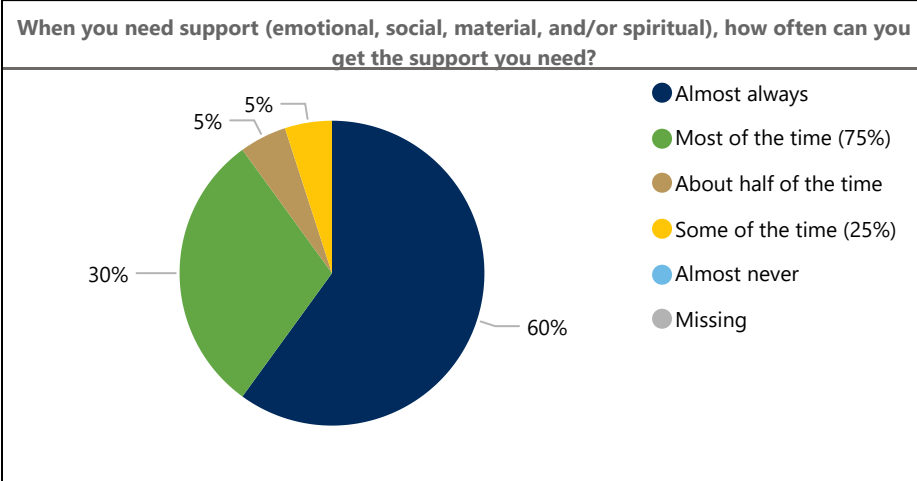
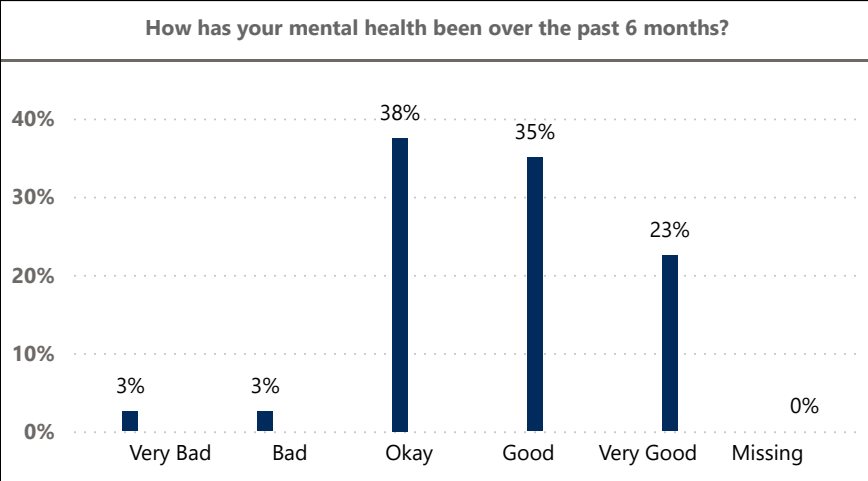
This quarter, 78 % of your agency's clients' were satisfied with the Ryan White Services available to them. Additionally, this quarter, 67 % MO and 73 % QoL of your agency's Non-Medical Case Management clients' Outcomes Forms were submitted on time. Please note that QoL Outcomes forms must be submitted with annual eligibility recertification, and MO forms must be submitted with twice-yearly reassessments.

Quality of Life (QoL) outcomes data were gathered from the e2Boston "Outcome Measure Distribution" report and are defined as the percentage of Part A clients with outcomes submitted within the measurement period. Each reporting period includes the most recent client data from the previous 12 months. FY 2025 data covers the period from March 1, 2025, through February 28, 2026.

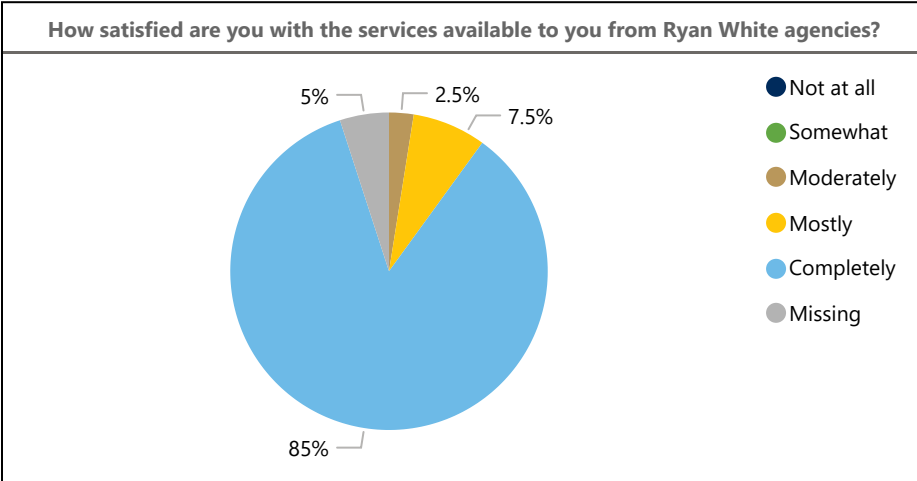
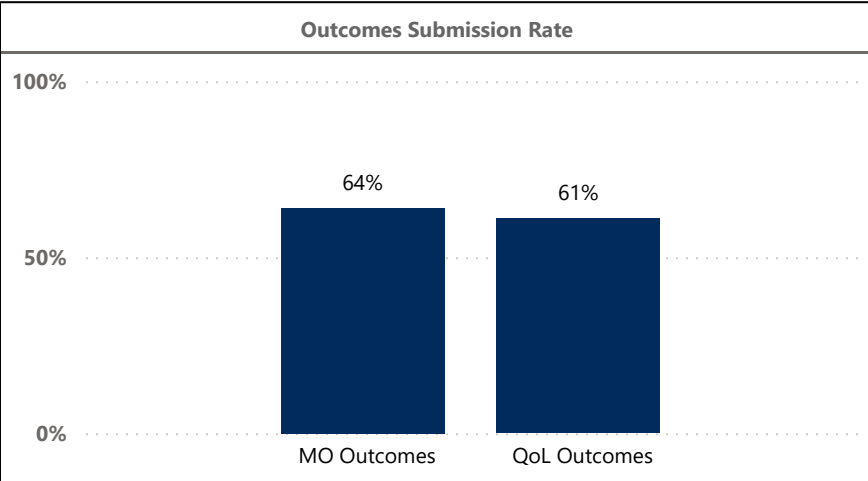
Quality Goal 2: To increase the viral suppression rate among People Living with HIV/AIDS in the Boston EMA from 90% to 92% by FY 2025.



This quarter, 94 % of your agency's Non-Medical Case Management clients were virally suppressed. This is lower than your Q3 average of 96 %. Additionally, 83 % of clients with submitted QoL outcomes reported "Almost never" missing a medical appointment, compared to 18 % of clients who had to reschedule or miss an appointment.



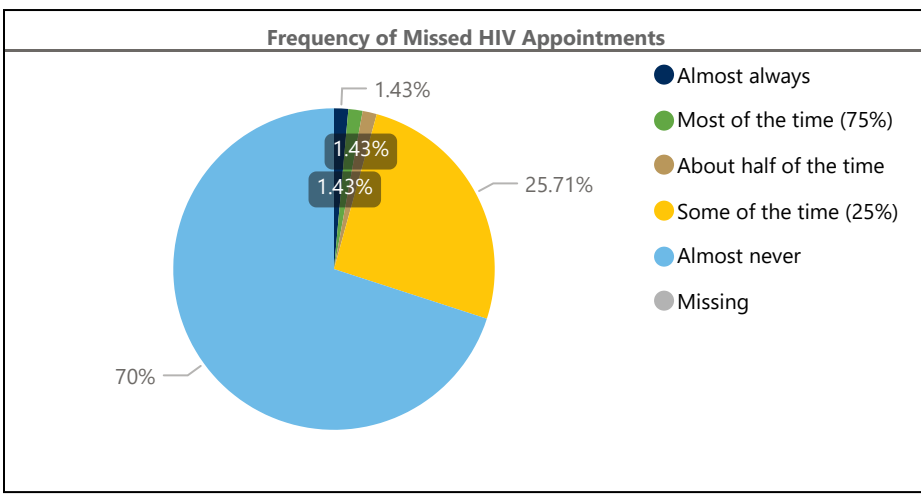
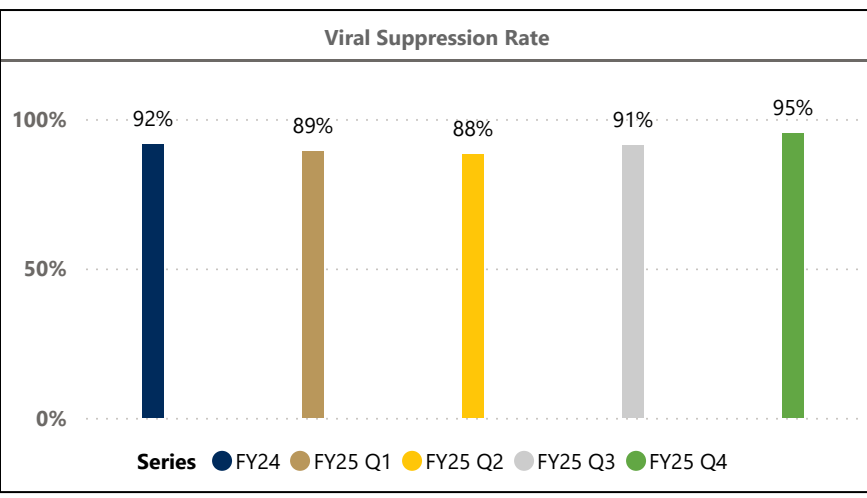
Over the past six months, 58 % of clients who submitted QoL Outcomes described their mental health as "good" or "very good." Similarly, when seeking support, 90 % of clients indicated they are able to get the help they needed most or all of the time.



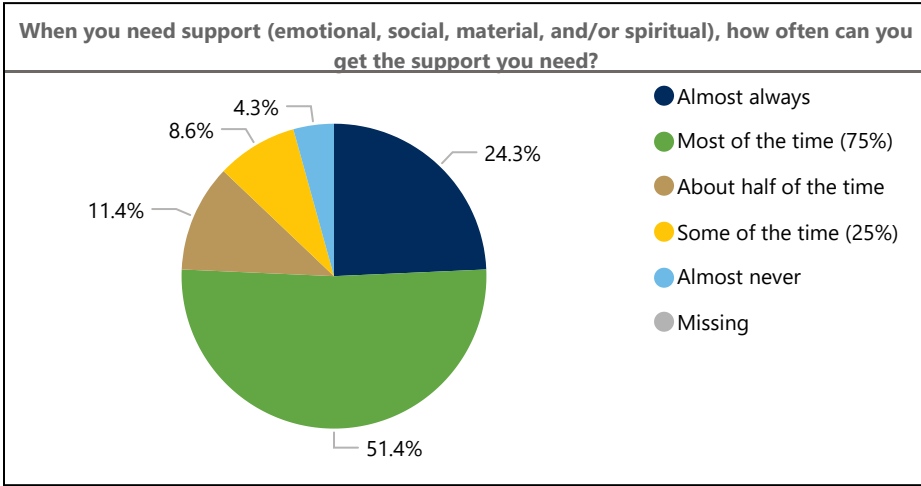
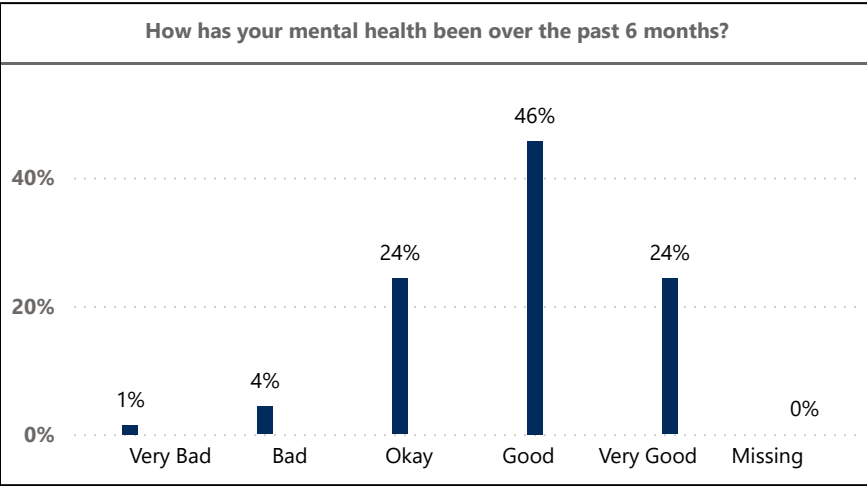
This quarter, 85 % of your agency's clients' were satisfied with the Ryan White Services available to them. Additionally, this quarter, 64 % MO and 61 % QoL of your agency's Non-Medical Case Management clients' Outcomes Forms were submitted on time. Please note that QoL Outcomes forms must be submitted with annual eligibility recertification, and MO forms must be submitted with twice-yearly reassessments.

Quality of Life (QoL) outcomes data were gathered from the e2Boston "Outcome Measure Distribution" report and are defined as the percentage of Part A clients with outcomes submitted within the measurement period. Each reporting period includes the most recent client data from the previous 12 months. FY 2025 data covers the period from March 1, 2025, through February 28, 2026.

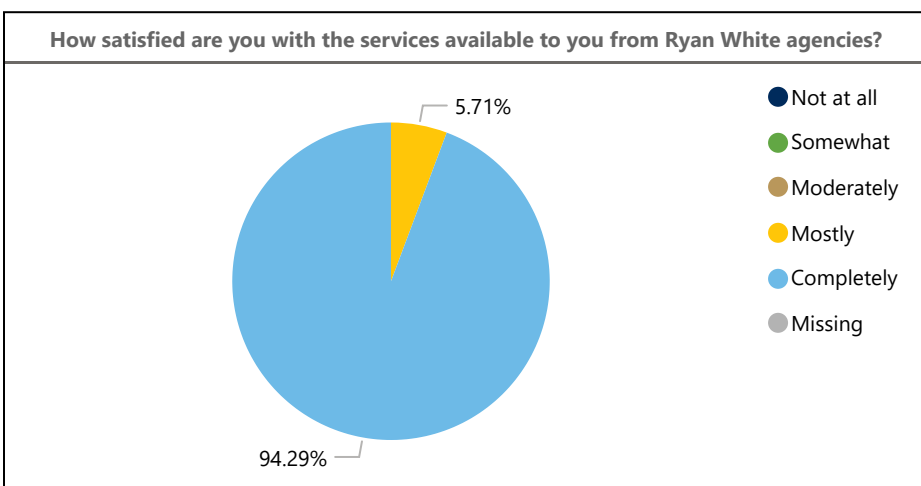
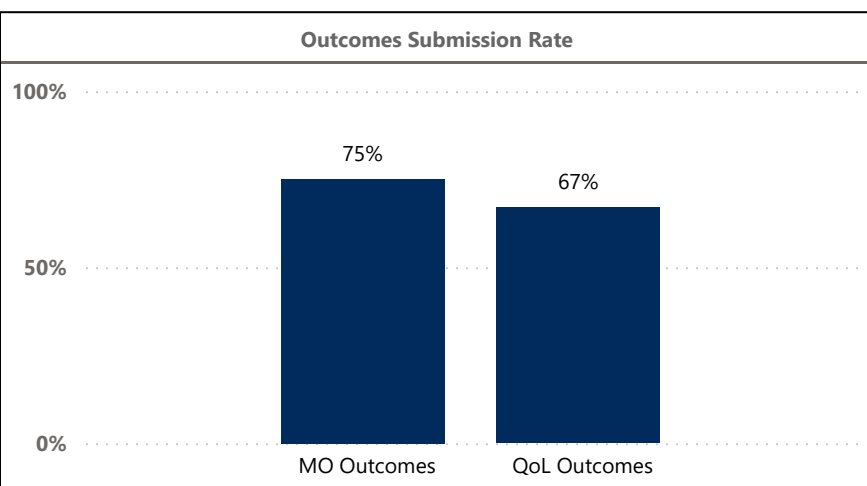
Quality Goal 2: To increase the viral suppression rate among People Living with HIV/AIDS in the Boston EMA from 90% to 92% by FY 2025.



This quarter, 95 % of your agency's Non-Medical Case Management clients were virally suppressed. This is higher than your Q3 average of 91 %. Additionally, 70 % of clients with submitted QoL outcomes reported "Almost never" missing a medical appointment, compared to 30 % of clients who had to reschedule or miss an appointment.



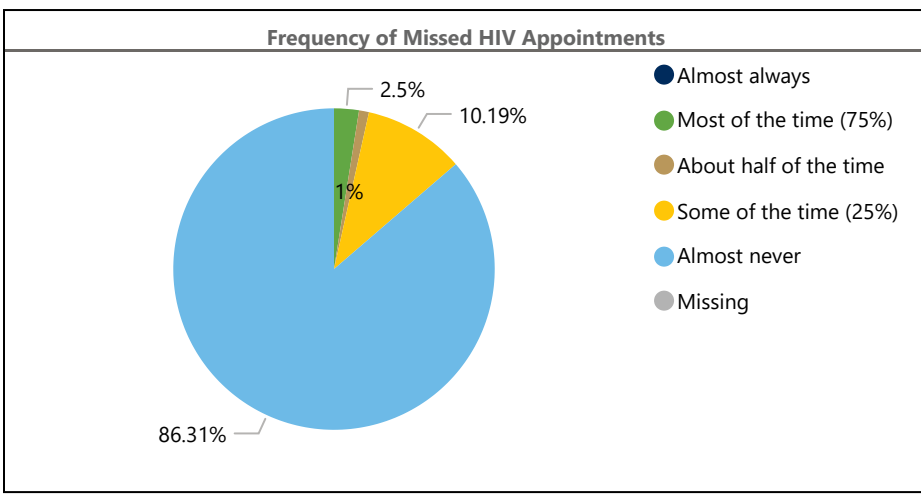
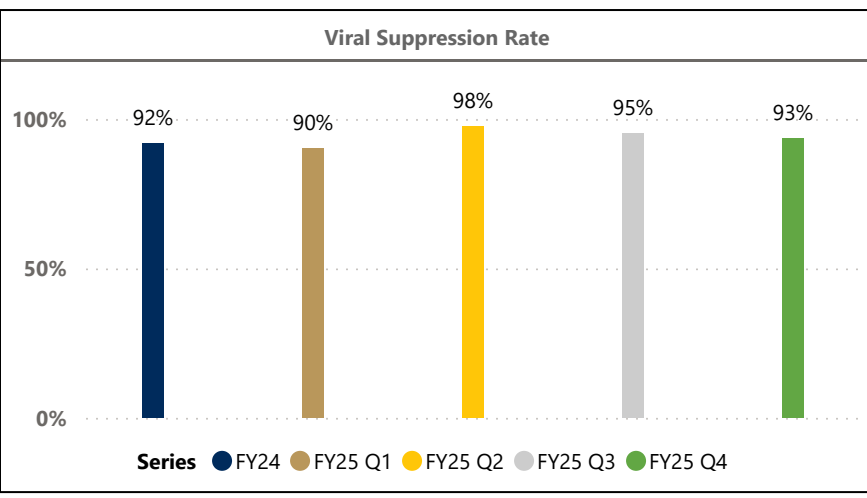
Over the past six months, 70 % of clients who submitted QoL Outcomes described their mental health as "good" or "very good." Similarly, when seeking support, 76 % of clients indicated they are able to get the help they needed most or all of the time.



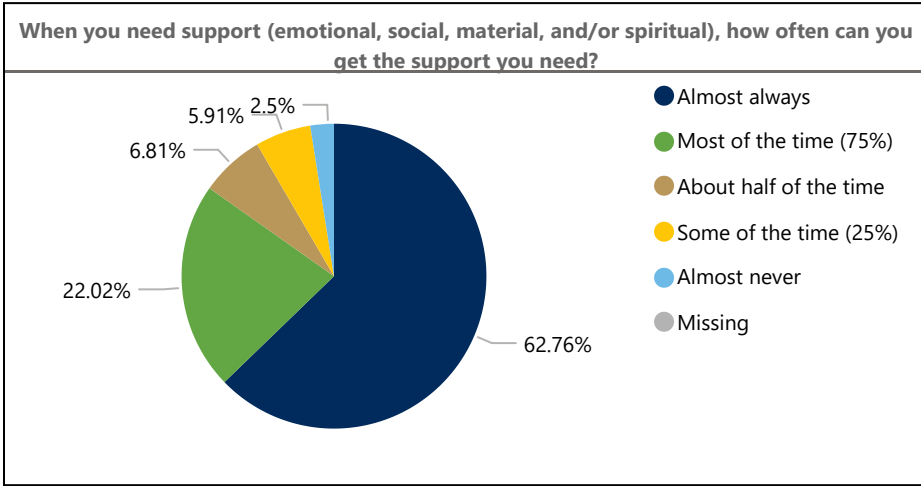
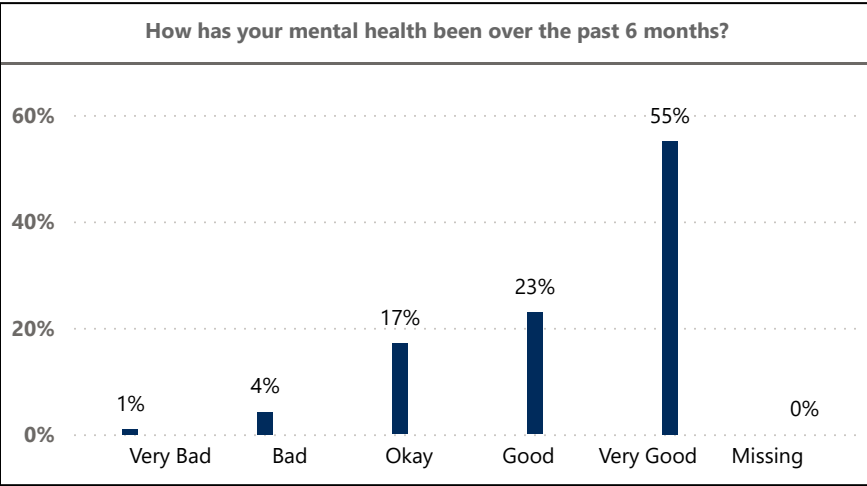
This quarter, 94 % of your agency's clients' were satisfied with the Ryan White Services available to them. Additionally, this quarter, 75 % MO and 67 % QoL of your agency's Non-Medical Case Management clients' Outcomes Forms were submitted on time. Please note that QoL Outcomes forms must be submitted with annual eligibility recertification, and MO forms must be submitted with twice-yearly reassessments.

Quality of Life (QoL) outcomes data were gathered from the e2Boston "Outcome Measure Distribution" report and are defined as the percentage of Part A clients with outcomes submitted within the measurement period. Each reporting period includes the most recent client data from the previous 12 months. FY 2025 data covers the period from March 1, 2025, through February 28, 2026.

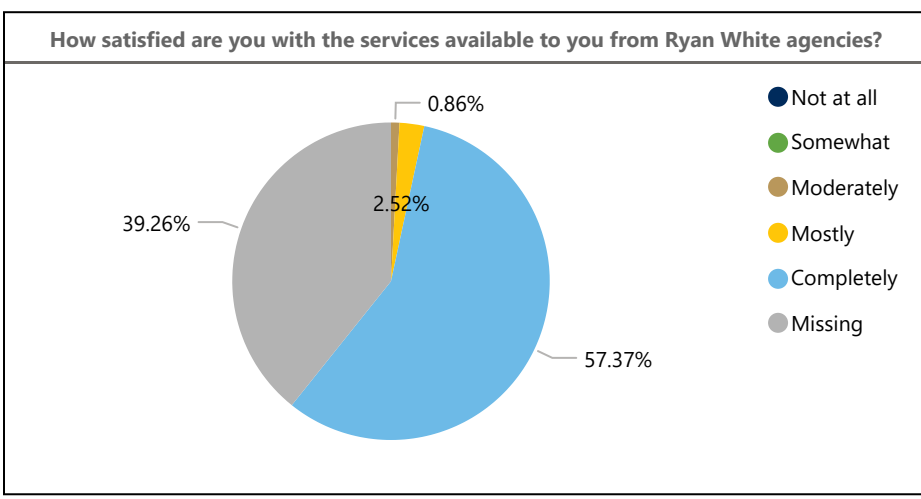
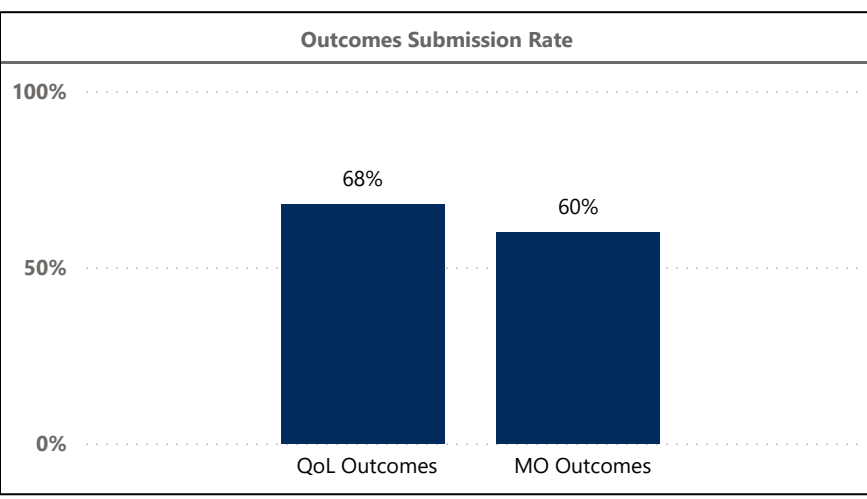
Quality Goal 2: To increase the viral suppression rate among People Living with HIV/AIDS in the Boston EMA from 90% to 92% by FY 2025.



This quarter, 93 % of your agency's Non-Medical Case Management clients were virally suppressed. This is lower than your Q3 average of 95 %. Additionally, 86 % of clients with submitted QoL outcomes reported "Almost never" missing a medical appointment, compared to 14 % of clients who had to reschedule or miss an appointment.



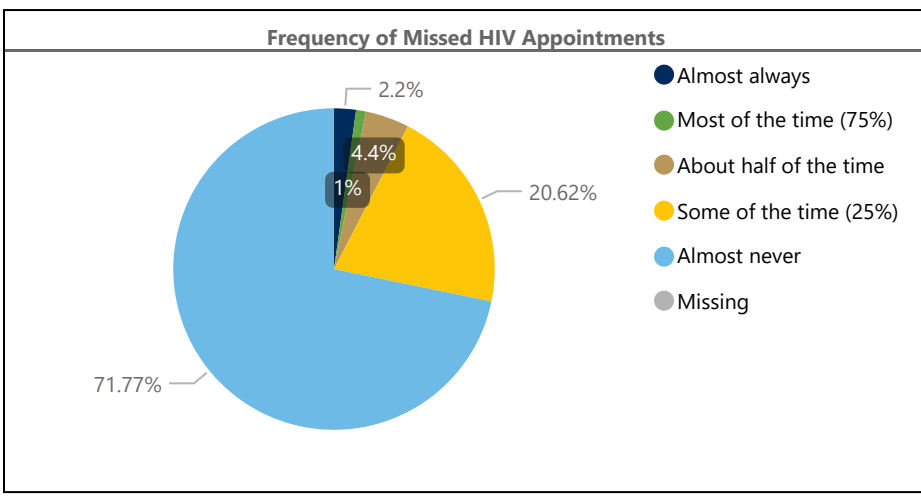
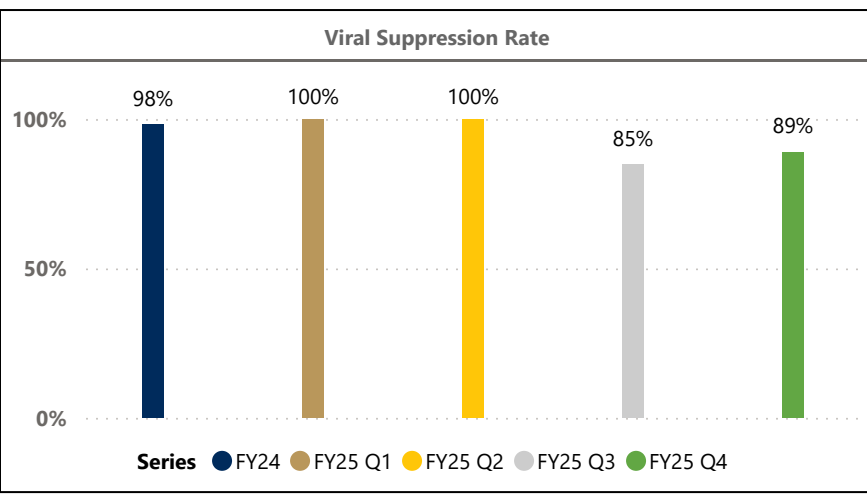
Over the past six months, 78 % of clients who submitted QoL Outcomes described their mental health as "good" or "very good." Similarly, when seeking support, 85 % of clients indicated they are able to get the help they needed most or all of the time.



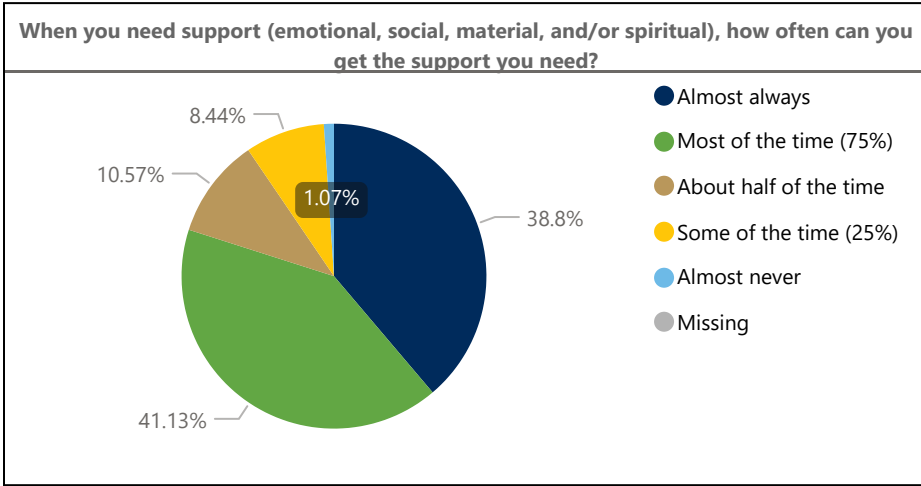
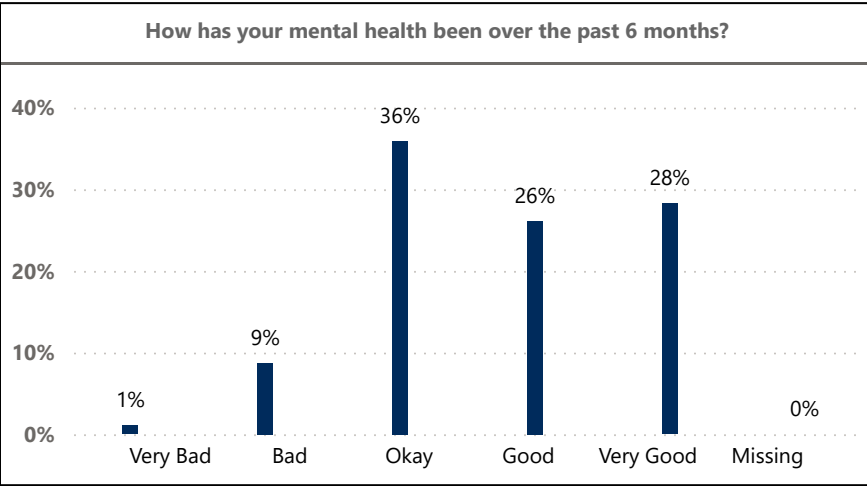
This quarter, 57 % of your agency's clients' were satisfied with the Ryan White Services available to them. Additionally, this quarter, 60 % MO and 68 % QoL of your agency's Non-Medical Case Management clients' Outcomes Forms were submitted on time. Please note that QoL Outcomes forms must be submitted with annual eligibility recertification, and MO forms must be submitted with twice-yearly reassessments.

Quality of Life (QoL) outcomes data were gathered from the e2Boston "Outcome Measure Distribution" report and are defined as the percentage of Part A clients with outcomes submitted within the measurement period. Each reporting period includes the most recent client data from the previous 12 months. FY 2025 data covers the period from March 1, 2025, through February 28, 2026.

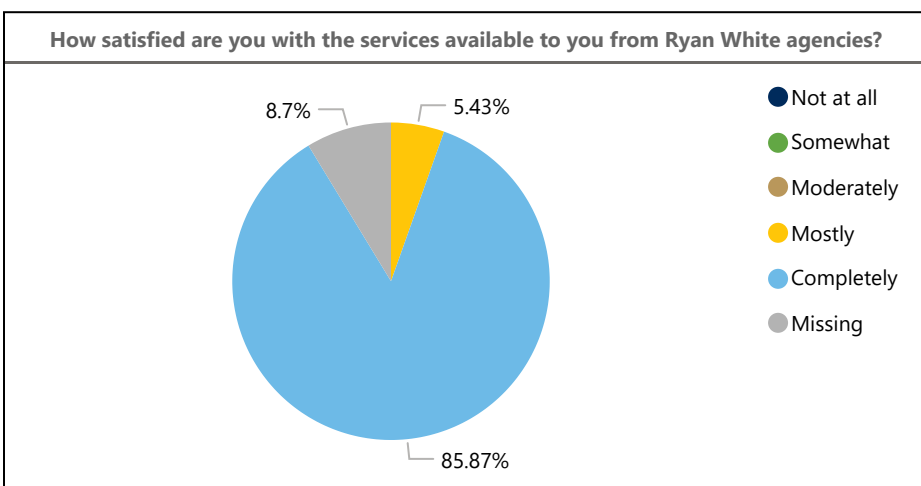
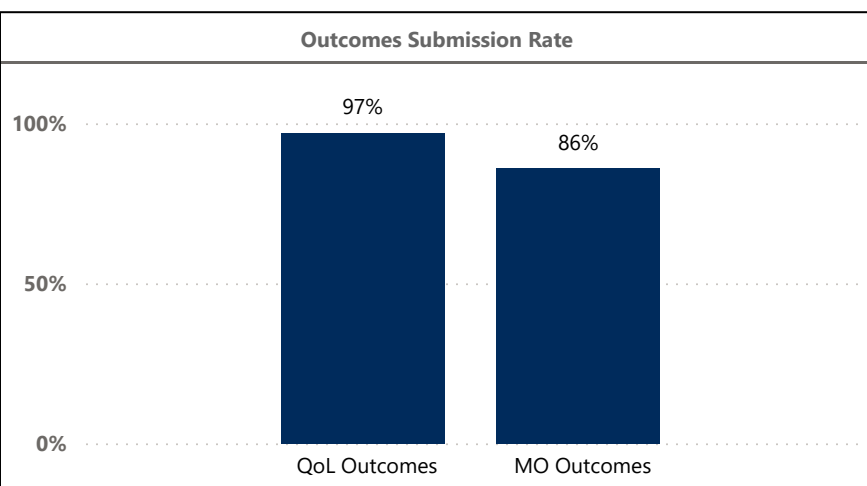
Quality Goal 2: To increase the viral suppression rate among People Living with HIV/AIDS in the Boston EMA from 90% to 92% by FY 2025.



This quarter, 89 % of your agency's Non-Medical Case Management clients were virally suppressed. This is higher than your Q3 average of 85 %. Additionally, 72 % of clients with submitted QoL outcomes reported "Almost never" missing a medical appointment, compared to 28 % of clients who had to reschedule or miss an appointment.



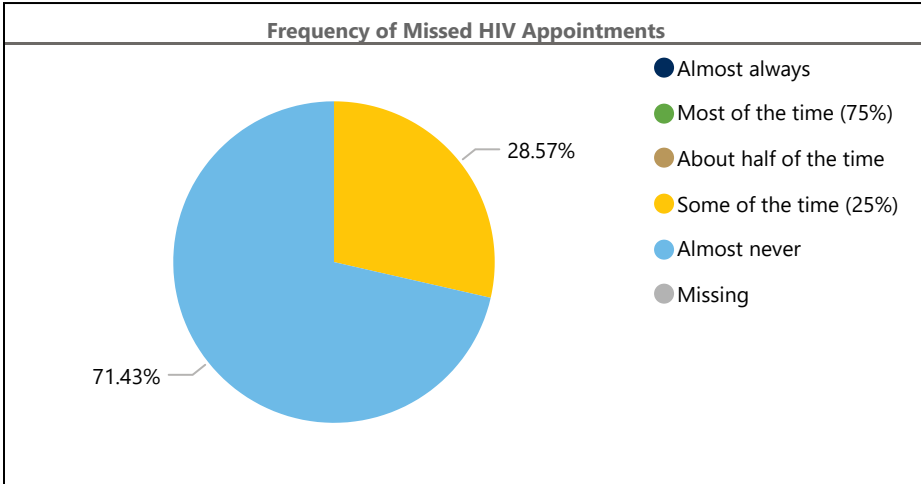
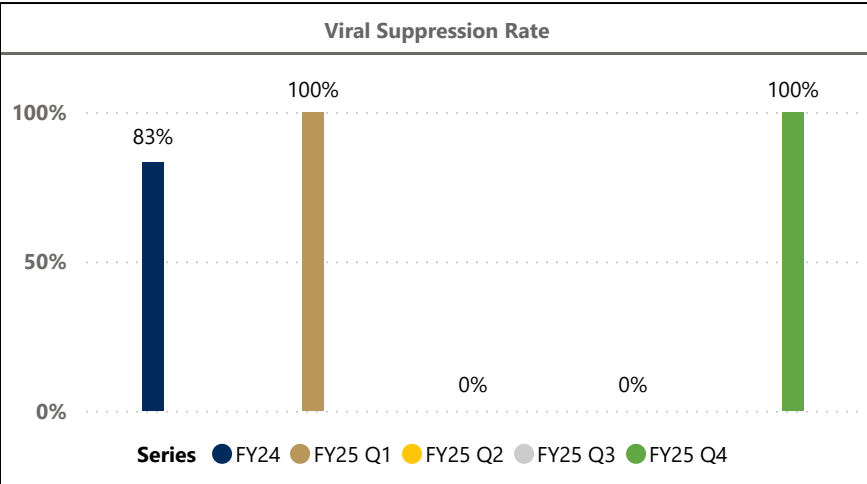
Over the past six months, 54 % of clients who submitted QoL Outcomes described their mental health as "good" or "very good." Similarly, when seeking support, 82 % of clients indicated they are able to get the help they needed most or all of the time.



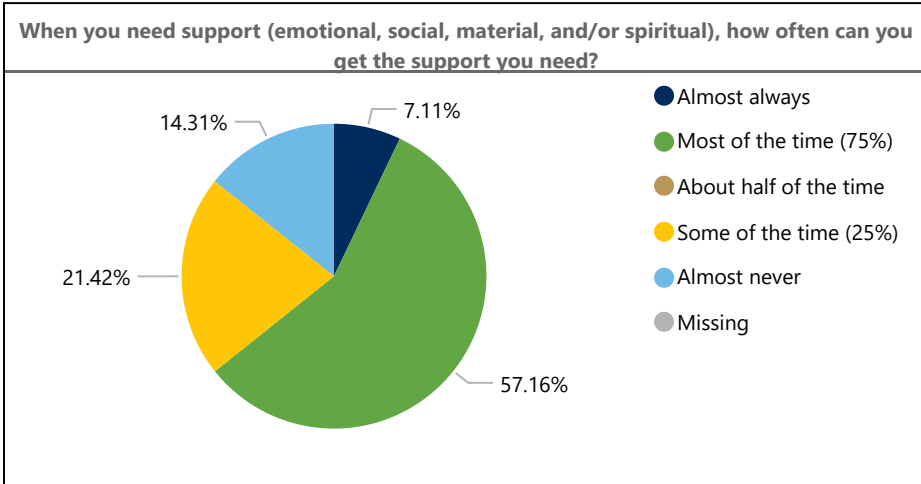
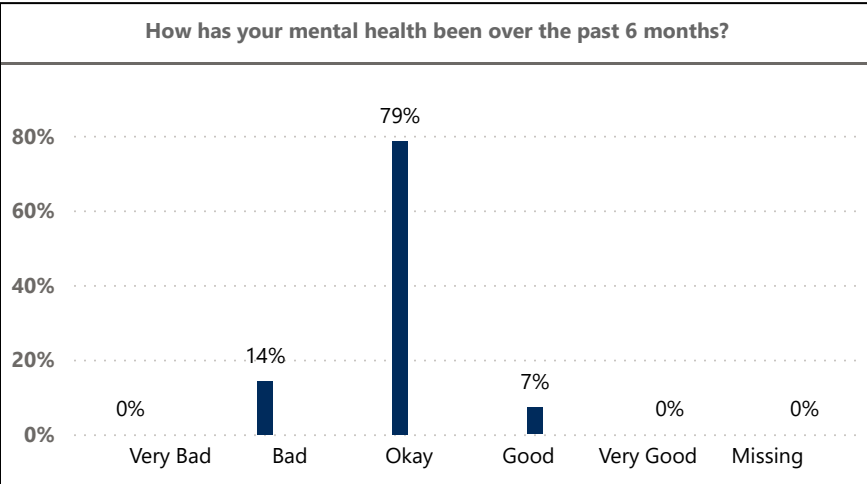
This quarter, 86 % of your agency's clients' were satisfied with the Ryan White Services available to them. Additionally, this quarter, 86 % MO and 97 % QoL of your agency's Non-Medical Case Management clients' Outcomes Forms were submitted on time. Please note that QoL Outcomes forms must be submitted with annual eligibility recertification, and MO forms must be submitted with twice-yearly reassessments.

Quality of Life (QoL) outcomes data were gathered from the e2Boston "Outcome Measure Distribution" report and are defined as the percentage of Part A clients with outcomes submitted within the measurement period. Each reporting period includes the most recent client data from the previous 12 months. FY 2025 data covers the period from March 1, 2025, through February 28, 2026.

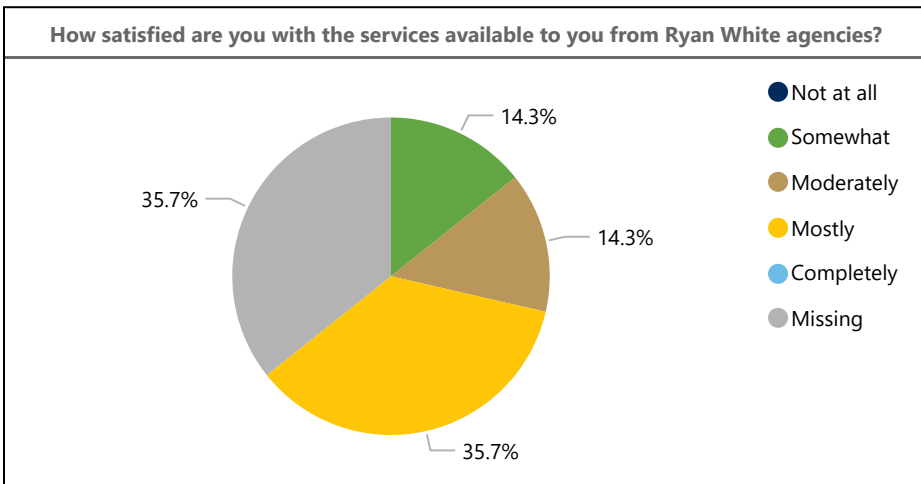
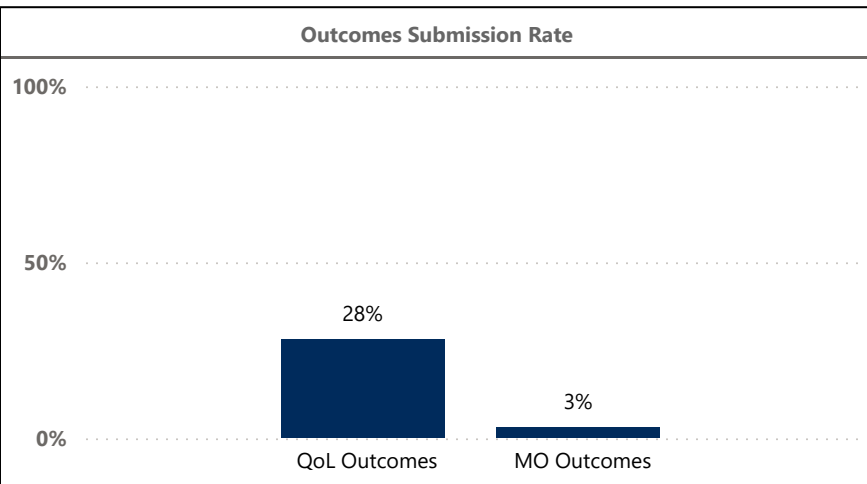
Quality Goal 2: To increase the viral suppression rate among People Living with HIV/AIDS in the Boston EMA from 90% to 92% by FY 2025.



This quarter, 100 % of your agency's Non-Medical Case Management clients were virally suppressed. This is higher than your Q3 average of 0 %. Additionally, 71 % of clients with submitted QoL outcomes reported "Almost never" missing a medical appointment, compared to 29 % of clients who had to reschedule or miss an appointment.



Over the past six months, 7 % of clients who submitted QoL Outcomes described their mental health as "good" or "very good." Similarly, when seeking support, 64 % of clients indicated they are able to get the help they needed most or all of the time.



This quarter, 0 % of your agency's clients' were satisfied with the Ryan White Services available to them. Additionally, this quarter, 3 % MO and 28 % QoL of your agency's Non-Medical Case Management clients' Outcomes Forms were submitted on time. Please note that QoL Outcomes forms must be submitted with annual eligibility recertification, and MO forms must be submitted with twice-yearly reassessments.

Quality of Life (QoL) outcomes data were gathered from the e2Boston "Outcome Measure Distribution" report and are defined as the percentage of Part A clients with outcomes submitted within the measurement period. Each reporting period includes the most recent client data from the previous 12 months. FY 2025 data covers the period from March 1, 2025, through February 28, 2026.