



**Property 10 Bradford St. #2
Homeowner Matthew Kelly**

Proposal for Window Replacement at property address at 10 Bradford St. #2 Boston, MA

This property was built in 1985 on the site of a burned building of the South End Landmark district. Homeowner has contracted with Infinity Replacement LLC to replace the following:
(8) Double Hung Insert Windows, (2) Full Frame Rectangle Windows and (1) Single Entry Door.

This presentation will include photos of existing windows, project scope, homeowner contract and technical specifications for each proposed window.



Exterior of Entry Door - Not visible from street (vestibule)

Half Round window to be replaced with rectangle window



Interior of entry door-
between vestibule and
stairs

Interior of half round
window, to be replaced with
rectangle window



2nd Floor, Master
Bedroom-



Exterior of 2nd Floor
Bedroom window



Exterior of 2nd Floor
bedroom window



Interior bedroom window

Interior Bedroom Window





Interior Bedroom Window



Interior bedroom window




Interior bedroom window



Interior bedroom window



Interior bedroom window





Exterior of Rectangle Window



Interior of Rectangle Window



JOB SCOPE NOTES

- DURATION ESTIMATED: LARGE CREW 3 DAYS
- WHAT IS BEING INSTALLED: 8 INSERT DOUBLE HUNG WINDOWS, 2 FULL FRAME RECTANGLE WINDOWS, 1 PROVIA SINGLE ENTRY DOOR
- LSWP: YES
- HOA/HISTORICAL/ENGINEERING NEEDED: HISTORICAL
- SPECIAL TOOLS/EQUIPMENT: 32' & 40' LADDER
- PAINTING INTERIOR OR EXTERIOR: NO PAINTING
- INTERIOR CASING: MATCH EXISTING CASING WITH 45° CHAMFER
- EXTERIOR CASING: 5/4 PVC ON BACK DECK ONLY
- INSTALLATION DIRECTIONS: INSTALL 8 INSERT DOUBLE HUNG WINDOWS WITH 1/2" PFT QUARTER ROUND STOPS ON THE INSIDE AND BRONZE COIL RETURNS TO BRICK ON THE OUTSIDE.
- INSTALL 1 RECTANGLE FULL FRAME ON DECK AND MATCH PVC TRIM OUTSIDE AND REPLICATE CHAMFERED TRIM ON THE INSIDE.
- INSTALL 1 PROVIA SINGLE ENTRY DOOR WITH FULL FRAME RECTANGLE TRANSOM ABOVE ENTRY TO 2ND FL UNIT.
- PARKING: TIGHT STREET WITH PARKING ON ONE SIDE ONLY. PARKING PERMITS WILL BE NECESSARY.



**Contract for Construction Work
Window/Door Replacement**

Quote # #492426 | ProVia #15361E

53 Knox Trl Unit 101, Acton, MA 01720
Acton, MA 01720

Contract Date: 05/28/2026

www.Infinityreplacement.com

Design Consultant: Alana Barnes

Prepared for:

Matthew Kelly
10 Bradford St #2
Boston, MA 02118

(The person identified above and all other owners of the subject property are collectively referred to in this Agreement as the "Homeowner")

Payment Terms:

List Price: \$54,817.14

Total Discounts: \$16,532.81

Total Project Price: \$38,284.33

Tax:

Project Deposit (Advance Payment): \$0.00

Balance Due (upon installation): \$38,284.33

Payment Method: Financing

Scope of Work:

Infinity Replacement will provide the Infinity® brand fiberglass window and/or door products and any special order materials specified on **Schedule A** (the "Project Products") and will arrange for installation of the Project Products subject to the Terms and Conditions of Sale (the "Scope of Work").

I have read, understand, and agree to be bound by this contract, which includes the attached **Terms and Conditions of Sale**, the Infinity Replacement by Marvin® Limited Lifetime Product

Warranty, the Infinity Replacement by Marvin Five-Year Installation Limited Warranty, and the attached State-specific Supplemental Terms and Conditions, if any (collectively, the "Agreement").

Homeowner Signature: Matthew Kelly

Homeowner Signature: _____

Date: Signed at 05/29/2026 12:37 PM (the "Transaction Date").

You, the buyer, may cancel this transaction at any time prior to midnight of the third business day after the date of this transaction. See the attached notice of cancellation form.

Accepted by Infinity Replacement

Signed: ABS

Notice of Cancellation Form

Transaction Date: 05/28/2026

You may CANCEL this transaction, without any Penalty or Obligation, within THREE BUSINESS DAYS from the above date.

If you cancel, any property traded in, any payments made by you under the contract or sale, and any negotiable instrument executed by you will be returned within TEN BUSINESS DAYS following receipt by the seller of your cancellation notice, and any security interest arising out of the transaction will be cancelled.

If you cancel, you must make available to the seller at your residence, in substantially as good condition as when received, any goods delivered to you under this contract or sale, or you may, if you wish, comply with the instructions of the seller regarding the return shipment of the goods at the seller's expense and risk.

If you do make the goods available to the seller and the seller does not pick them up within 20 days of the date of your Notice of Cancellation, you may retain or dispose of the goods without any further obligation. If you fail to make the goods available to the seller, or if you agree to return the goods to the seller and fail to do so, then you remain liable for performance of all obligations under the contract.

To cancel this transaction, mail or deliver a signed and dated copy of this Cancellation Notice or any other written notice, or send an email to Infinity Replacement, Attn: Notice of Cancellation; 2020 Silver Bell Road, Suite 15; Eagan, MN 55122, or **NOT LATER THAN** MIDNIGHT OF 06/01/2026 (Date three days after the Transaction Date).

I HEREBY CANCEL THIS TRANSACTION.

_____ (Date)

_____ (Buyer's signature)

Terms and Conditions of Sale

The following Terms and Conditions of Sale are agreed to and incorporated into the Contract for Construction Work between Infinity Replacement, LLC, Infinity Replacement – New York, LLC, or Infinity Replacement – Northeast, LLC as applicable (each referred to herein as “Infinity Replacement”) and the Homeowner(s) (individually and collectively, “Homeowner” or “you”). You hereby jointly and severally agree to purchase the goods and/or services referenced in the Scope of Work in accordance with the contract, specifications and these terms and conditions. You agree and understand that this Agreement constitutes the entire understanding between the parties, and that there are no verbal understandings changing any of the terms of this Agreement.

Delay:

Infinity Replacement’s failure or inability to perform any term of this Agreement as a result of conditions beyond its control such as, but not limited to, acts of God, material shortages, your inability to qualify for or obtain financing, delays by local government authorities in issuing or otherwise approving inspections, permitting, or other required authorizations do not constitute abandonment and are not included in calculating time frames for performance by Infinity Replacement. Infinity Replacement and Homeowner have determined that a definite completion date is not of the essence.

Late Cancellation/Late Payment/Default:

If you attempt to cancel this Agreement after midnight of the third business day after the Transaction Date of this Agreement, and Infinity Replacement accepts such cancellation, all work will be stopped as promptly as is reasonably possible and you agree to pay Infinity Replacement a cancellation fee equal to 20% of the total price of this Agreement, as liquidated damages and not as a penalty, to offset Infinity Replacement’s incurred labor, administrative, and material costs. Infinity Replacement will not accept cancellation requests after midnight of the third business day after the Transaction Date if the production of any of the products or any special order materials ordered pursuant to the Agreement has commenced.

You agree to pay a late fee of 1.5% per month on all amounts due and owing to Infinity Replacement accruing from the date due and running to the date the payment is made. To the fullest extent permitted by applicable law, you also agree to pay any and all costs or expenses, including attorneys’ fees, incurred by Infinity Replacement that relate to or result from any default under this Agreement, such as, but not limited to, costs of repossession of materials or collection.

Unforeseen Conditions/Cancellation/Modification:

If Infinity Replacement determines this Agreement cannot be performed as intended by the parties due, for example, to unforeseen structural defects, pre-existing conditions of your property, or incorrect pricing, Infinity Replacement may (a) submit a change order to address the additional work, costs, and schedule changes that would be incurred to remedy such conditions, if possible, or (b) cancel this Agreement, notify you of such cancellation in writing, and return all money paid by you to Infinity Replacement, less the costs of materials, labor, and services provided through the date of cancellation. You acknowledge the discovery of pre-existing conditions during the installation process may result in an increase in Total Project Price and you agree to address and resolve any such

pre-existing conditions at your cost and/or to pay any additional amounts associated with addressing such pre-existing conditions.

Installation Access:

Infinity Replacement will notify you when your product is ready for installation and will schedule the date to commence product installation within 30 days of such notice. If you do not permit product installation within six months of being notified your product is ready for installation, then you agree (a) Infinity Replacement may dispose of your product without further notice to you; (b) you will pay Infinity Replacement fifty percent (50%) of the Total Project Price, as liquidated damages and not as a penalty, (c) Infinity Replacement may retain your deposit in full or partial satisfaction of such payment obligation; and (d) Infinity Replacement will have no further obligation to perform the Scope of Work contemplated by the Agreement. You agree to provide no less than 24 hours' notice of cancellation of any measure, install, or other in-home appointment.

Set-Offs or Retentions:

Upon substantial completion of Infinity Replacement's work under this Agreement, you will pay all outstanding amounts due under this Agreement. Substantial completion means the window and door units associated with a given order are installed and operational, and, only if required by applicable law, a permit or occupancy certificate has been obtained. You agree not to withhold any amounts related for minor post-installation service.

Purchased Goods & Services:

All Project Products are listed in this Agreement. You acknowledge you have reviewed the Project Products list and this Agreement and approve of all listed items. To the extent any goods or material are not specifically listed in this Agreement, but are necessary to complete the work, Infinity Replacement will select, in its discretion, goods and materials of comparable grade (i.e., of the grade, type, or condition, ordinarily or customarily used for such work). You acknowledge the installation services will be provided by independent authorized installation contractors.

Homeowner's Representations:

You represent that (a) You own the premises where the work is being performed and (b) you will provide Infinity Replacement with reasonable access to the premises, including access to working electrical outlets as needed to perform the services.

Disclaimers and Limitations:

Infinity Replacement accepts no responsibility for any damage resulting from pre-existing structural or other defects in your property. Infinity Replacement is not responsible for remedying structural defects in your property. You acknowledge that Infinity Replacement's products do not correct or cure structural problems.

Homeowner acknowledges that the Project Products may be installed within existing window or door frames and that in such cases, (a) Infinity Replacement has not been contracted to modify the flashing or installation of the existing frame and (b) Infinity Replacement is not responsible for ensuring that the existing frame or window/door opening is flashed or weatherproof.

Infinity Replacement shall not be responsible for any damages arising in whole or in part

from (a) fires, accidents, floods, governmental actions, or any other causes beyond control of Infinity Replacement; (b) damage to carpet, tile, window treatments, landscaping, driveways, sidewalks, service lines, collateral or incidental damage to interior walls and personal property.

Infinity Replacement will not be responsible or liable for any incidental, indirect, or consequential damages, including without limitation, lost profits, loss of use, or reduction in value of your property arising from a delay in performing under this Agreement, a breach of the Agreement, or any other cause howsoever arising.

Hazardous Conditions:

You agree to inform Infinity Replacement in writing of the presence and location of any potentially hazardous conditions at the project location prior to the start of work. If Infinity Replacement suspects existing or developing spore or mold growth, asbestos-containing materials, or other potentially hazardous conditions at the project location, Infinity Replacement will stop work and will not attempt to test, repair, or remediate such conditions. At your sole expense, you must arrange to have the hazardous condition tested, repaired, and remediated by a third party in compliance with applicable laws within a reasonable period of time, or Infinity Replacement may cancel this Agreement. If the Agreement is cancelled for this reason, you agree to pay Infinity Replacement the costs of material, labor, and services provided through the date of cancellation.

Lead Paint:

The U.S. EPA requires that contractors use specific lead-safe work practices to perform certain work on houses built before 1978 where lead paint is present. If the work does not qualify for an exemption, the area where the work will be performed must be tested for lead paint. You agree to pay Infinity Replacement or a third party certified renovators an additional fee to perform the test. This fee will be agreed upon prior to the test being conducted. If the test indicates the presence of lead paint, a certified renovator is required to use special lead-safe work practices to remove the lead (the "Renovation"). If you wish to proceed with the Renovation, you agree to pay Infinity Replacement or a third party certified renovator a lead paint remediation fee, which will be calculated based on the size and scope of the Renovation. If you do not proceed with the Renovation, Infinity Replacement will cancel the Agreement. If the Agreement is cancelled for this reason, you agree to pay Infinity Replacement the costs of material, labor, and services provided through the date of cancellation.

Exclusive Limited Warranty Provisions:

THE SCOPE OF WORK, INCLUDING, THE PROJECT PRODUCTS ARE PURCHASED WITH AND PROVIDED SUBJECT TO (A) THE INFINITY REPLACEMENT LIMITED LIFETIME WARRANTY AND (B) INFINITY REPLACEMENT FIVE-YEAR INSTALLATION WARRANTY, COPIES OF WHICH ARE ATTACHED HERETO AND INCORPORATED INTO THE AGREEMENT (THE "EXCLUSIVE WARRANTIES"). THE EXCLUSIVE WARRANTIES ARE THE ONLY WARRANTIES APPLICABLE TO THE PROJECT PRODUCTS AND SERVICES INCLUDED IN THE SCOPE OF WORK AND THEY PROVIDE EXCLUSIVE LIMITED RIGHTS AND REMEDIES TO THE HOMEOWNER. YOU ACKNOWLEDGE THAT YOU REVIEWED EXCLUSIVE WARRANTIES PRIOR TO THE TRANSACTION DATE AND AGREE TO THEIR TERMS.

YOU ACKNOWLEDGE THAT THE LIMITATIONS IN THE INFINITY REPLACEMENT LIMITED LIFETIME WARRANTY ARE EFFECTIVE AS OF THE TRANSACTION DATE, BUT THAT INFINITY REPLACEMENT SHALL NOT HAVE AN OBLIGATION TO PROVIDE A REMEDY UNDER THE LIMITED WARRANTY WHILE A BALANCE DUE REMAINS ON THIS AGREEMENT.

Security Interest:

YOU UNDERSTAND AND AGREE THAT IF YOU DO NOT PAY INFINITY REPLACEMENT ANY AMOUNT OWED WHEN IT IS DUE, INFINITY REPLACEMENT MAY HAVE A CLAIM AGAINST YOU, WHICH MAY BE ENFORCED AGAINST YOUR PROPERTY IN ACCORDANCE WITH THE APPLICABLE LIEN LAWS. YOU ALSO UNDERSTAND THAT IF YOU FINANCE THE WORK WITH INFINITY REPLACEMENT OR A THIRD PARTY, ANY SEPARATELY PROVIDED FINANCING DOCUMENTS MAY INCLUDE A SECURITY INTEREST. YOU UNDERSTAND THAT YOU SHOULD READ THOSE DOCUMENTS CLOSELY.

Miscellaneous:

A waiver of any breach of this Agreement shall not be construed as a waiver of any prior, concurrent, or subsequent breach hereof. This Agreement shall be governed by and construed in accordance with the laws of the state in which it is performed, except as may be preempted by federal law. Any part of this Agreement contrary to applicable state law shall not invalidate other parts of this Agreement. If a provision of this Agreement is held to be invalid or unenforceable, this Agreement shall continue in full force and effect and shall be construed as if the invalid or unenforceable provision was omitted. By signing this Agreement, you agree that Infinity Replacement can assign any of its rights or obligations under this Agreement and that the person to whom Infinity Replacement assigns this Agreement shall be entitled to all of its rights and responsible for all of its obligations under this Agreement.

Arbitration of Disputes:

The parties agree that any and all disputes and controversies (“Claim”) arising under or relating to this Agreement shall be subject to binding arbitration. Any dispute involving a Claim of less than \$250,000.00 shall be conducted by Arbitration Resolutions Services, Inc. (ARS), and the parties shall be bound by any and all rules of ARS and any award / decision rendered. ARS rules can be found at www.arbresolutions.com. Any dispute involving a claim of \$250,000.00 or more shall be conducted by the American Arbitration Association under the Construction Rules, by a single arbitrator experienced in the construction industry, with the arbitration to be held virtually, via Zoom or a similar platform, in the English language.

Except as set forth in this Agreement, each party shall be responsible for its own fees and costs. The party demanding arbitration shall pay the applicable filing fee. This agreement to arbitrate, and any award, finding or verdict of or from the arbitration, will be specifically enforceable under the prevailing law of any court having jurisdiction. Any arbitration proceeding brought under this Agreement, and any award, finding or verdict of or from such proceeding shall remain confidential between the parties and shall not be made public. Homeowner agrees not to assert a Claim on behalf of, or as a member of, any group or class in either an arbitration proceeding, a private attorney general action, or in any other forum or action; however, this limitation does not apply to any lawsuit or administrative proceeding filed against Infinity Replacement

by a state or federal government agency.

State-Specific Terms:

Additional terms, conditions, schedules, or disclosures that may be required by your state of residence are provided in a separate document and are incorporated by reference in this Agreement.

(Terms and Conditions of Sale Final Page)

Additional Information and Acknowledgements

Permits and Fees:

Permits: Permit fees will be passed through to you. Fabrication of the Project Products will not begin until required permits have been obtained.

If your project permits require inspection, you understand these inspections are performed by third parties and agree to provide access to the work area, as required. You will immediately notify Infinity Replacement of any inspection failure. You are solely responsible for any remediation of any issues outside the Scope of Work.

HOAs: Does your project require review by an HOA or similar association? Yes

If yes, Infinity Replacement will provide you with information and reasonable assistance to help facilitate your review. Fabrication of the Project Products will not begin until HOA approval has been obtained in writing.

Project Disclosures:

Insert Window:

- An insert window replacement is when new windows are installed within the existing window frame. The existing sash, operating hardware and covers are removed, and the new window unit is inserted into the old frame where it is anchored, insulated and sealed.
- The interior and exterior window trim will not be replaced, unless stated in the Scope of Work.

Full Frame Window & Patio Door:

- A full frame unit replacement is when an existing window frame, sash, and trim are completely removed down to the studs and the new window or door is installed in the opening.
- A full frame installation is used when the project requires modifications to an existing opening, or creation of a new structural opening.

Drywall, Siding and Stucco Work:

- I agree to discuss the options available with Infinity Replacement. I understand the cost of any finish work (i.e. texturing, painting, siding, stucco, etc.) not specifically identified in the Scope of Work is my sole responsibility.
- If the Scope of Work includes drywall, the work will include tape and only one coat of drywall mud/compound to the affected area. Any additional mud/compound or other finish work is my sole responsibility.
- If the Scope of Work includes minor siding work (patching of siding, wood, stucco, brick, etc.), then the work is limited to the affected area only. There are no guarantees that the updated stucco or siding material will match the material, color or texture of the existing siding, due to product availability, installation method, and fading of the existing product. If exact matching is desired or the standard siding materials offered by Infinity Replacement do not meet my expectations, it is my responsibility to contract directly with a third party.
 - If I elect to purchase my own siding materials and contract directly with a third party (or install independently) for the siding work, I understand it is my responsibility to complete siding work within a reasonable timeframe to seal the home from weather. Infinity Replacement will not warrant any product or installation that has been determined to be caused by damage resulting from improper siding installation by a third party.
 - If the Scope of Work includes minor siding work using materials provided by me, I agree to provide all siding materials to the installer by the first day of installation.

Homeowner Initials: MK

Trim and Finish Work:

- I have discussed the options available to me with the Design Consultant and understand the cost of any non-contracted finish work (i.e. trim, painting, staining, etc.) is my sole responsibility.
- If the Scope of Work includes the installation of interior or exterior window trim, there are no guarantees that the future trim will cover all unfinished areas or exposed paint lines from the removal of existing trim.
 - If trim is removed and reinstalled, the installer will exercise care, but breakage, scuffing, scratches or nicks may occur. I understand that it is my sole responsibility to replace broken or damaged trim material and provide touch-ups as required.

Exclusions:

Unless specified in the Scope of Work the following items are not included in the Contract Price:

- a. Modification or replacement of security alarms, flooring, electrical, gas lines, water supply lines, drain lines, heating, venting, and/or air conditioning components.
- b. Installation of homeowner-provided video doorbells, door handles, or hardware.
- c. Painting, patching, plastering, texturing, stucco repair or other finish work to interior/exterior trim, walls, or doors.
- d. Roofing, siding, framing, drywall, insulation, or other damaged material repair that is not directly related to this project.

Change Orders:

Any additional work requested or required which is not covered in the Scope of Work will be quoted separately with a Change Order. Any changes will be discussed and agreed upon prior to the commencement of work. I understand that changes to product selection, style, color and/or features after the cancellation period expires will result in additional costs to me.

Preparation:

I agree to prepare the work area prior to the start of any work. The items below must be completed by the scheduled installation start date. If not, additional costs may be incurred if the Dealer must reschedule the start of the work. The preparation required includes:

- a. Removing security system magnets or other accessories from windows and disable or inactivate any alarm or monitoring system that may be triggered during installation. Infinity Replacement will not perform work on units still connected to a security system.
- b. Remove window treatments (blinds, shades, shutters, drapery, awnings and/or patio covers) or in-window air conditioning units. I understand these items may no longer fit following replacement of my windows.
- c. Remove any pictures, wall hangings, and other personal items from the area.
- d. Remove any furniture and items that may interfere with access to the inside work area(s).
- e. Maintain proper landscaping (cut grass, trim trees and shrubs, etc.) and remove any items or outdoor furniture that may interfere with access to the outside work area(s).

f. For their safety, pets, children, and others should not be present in rooms in which work is being performed.

Homeowner Initials: MK

Sign me up! I would like to receive marketing emails and/or text messages and product information. Text messages may use automated dialing technology. Opting in is not a condition for purchase. Message and data rates may apply. You may opt out of receiving marketing emails and/or texts at any time. You will still continue to receive emails and/or texts relating to your project.

Homeowner's Initials: MK

PROPERTY IMAGE & TESTIMONIAL RELEASE

Property Description and Address:

10 Bradford St #2

Boston, MA 02118

1. I affirm that I am the owner of the property at the address set forth above (the "Property").
2. I hereby authorize Infinity Replacement, and its affiliates, licensees, and assigns, the irrevocable, unrestricted and perpetual right to capture, use, and publish photographs, video, and other images and/or derivative works of such images taken of the Property, and/ or the description of the Property (collectively, the "Images") for any purpose (commercial or non-commercial) worldwide, in whole or in part, individually or in conjunction with other photographs, video, images, text, or sounds, in any and all media now or hereafter known. I waive any right that I may have to examine or approve the products or advertising material, if any, in connection with which the Images may be used. I acknowledge that this release is given without the expectation of any monetary compensation, and the opportunity to have the Images appear in any work incorporating the Images constitutes reasonable and sufficient consideration for this release; I acknowledge, however, that Infinity has no obligation to create a work incorporating the Image. I hereby release and discharge Infinity from any and all claims and liability arising out of or in connection with the use of the Images.
3. I have offered to provide testimonial statements to Infinity Replacement, LLC and/or its affiliates, agents, or service providers (collectively, "Infinity") regarding my experiences with and opinions about Infinity's products and services (my "Testimonial"). I affirm all my Testimonial statements are true to the best of my knowledge and reflect my honest opinion. I acknowledge I have not and will not be paid for my Testimonial. Infinity may make minor, non- substantive edits to the Testimonial. I hereby grant and assign to Infinity, the irrevocable, unrestricted and perpetual right to use and publish my Testimonial, in whole or in part, for any purpose (commercial or non-commercial) worldwide, without monetary compensation, and I hereby release and discharge Infinity from any and all claims and liability arising out of or in connection with the use of the Testimonial.
4. This agreement and release shall be binding upon me and my heirs and legal representatives. I am of majority age, have read the foregoing, and fully understand and agree to its contents:

Name (print): Matthew Kelly


Phone: 508-934-6442 Email: matthewkelly09@gmail.com

Signature: *Matthew Kelly* Date: Signed at 05/29/2026 12:37 PM


Contract for Construction Work – Window / Door Replacement

Schedule A – Project Products

[Insert drawings.]



Exterior Visualization Drawing



Interior Visualization Drawing

M BR

1 x \$3,502.43

(Volume 30K Promotion) \$4,864.48

Options

Description:	<i>Infinity Insert Double Hung</i>
Number Wide:	1
Existing Sill Angle:	8+
Configuration / Venting:	<i>Double Hung</i>
Sash Split:	<i>Standard</i>
Exterior Color:	<i>Bronze</i>
Interior Color:	<i>Stone White</i>
Hardware Color:	<i>Brushed Chrome</i>
Lift Options:	<i>Sash Lift</i>
Top Sash Lift Options:	<i>No Top Sash Lift</i>
Interior Weatherstrip Package:	<i>White</i>
Glazing Type:	<i>IG</i>
Glass Surface:	<i>Low E2</i>
Grille Type:	<i>7/8" SDL</i>
Grille Pattern:	<i>Rectangular</i>
A1 Top Sash Grille Division Type:	<i>Custom</i>
A1 Bottom Sash Grille Division Type:	<i>Custom</i>
A1 Top Sash Number Wide:	2
A1 Top Sash Number High:	1
A1 Bottom Sash Number Wide:	2
A1 Bottom Sash Number High:	1
Screen Type:	<i>Extruded Half Screen</i>
Screen Mesh Type:	<i>Charcoal Hi-Transparency Fiberglass Mesh</i>
Exterior Screen Surround:	<i>Bronze</i>
Gas Fill:	<i>Argon Gas</i>
Spacer Bar:	<i>Yes</i>
Window Opening Control Device (WOCD):	<i>Yes</i>
Window Opening Control Device (WOCD) Color:	<i>White</i>
U-Factor:	0.29
SHGC:	0.29


M BR 2

1 x \$3,502.43


(Volume 30K Promotion) \$4,864.48

Options

Description:	<i>Infinity Insert Double Hung</i>
Number Wide:	1
Existing Sill Angle:	8+




Exterior Visualization Drawing



Interior Visualization Drawing

Configuration / Venting:	Double Hung
Sash Split:	Standard
Exterior Color:	Bronze
Interior Color:	Stone White
Hardware Color:	Brushed Chrome
Lift Options:	Sash Lift
Top Sash Lift Options:	No Top Sash Lift
Interior Weatherstrip Package:	White
Glazing Type:	IG
Glass Surface:	Low E2
Grille Type:	7/8" SDL
Grille Pattern:	Rectangular
A1 Top Sash Grille Division Type:	Custom
A1 Bottom Sash Grille Division Type:	Custom
A1 Top Sash Number Wide:	2
A1 Top Sash Number High:	1
A1 Bottom Sash Number Wide:	2
A1 Bottom Sash Number High:	1
Screen Type:	Extruded Half Screen
Screen Mesh Type:	Charcoal Hi-Transparency Fiberglass Mesh
Exterior Screen Surround:	Bronze
Gas Fill:	Argon Gas
Spacer Bar:	Yes
Window Opening Control Device (WOCD):	Yes
Window Opening Control Device (WOCD) Color:	White
U-Factor:	0.29
SHGC:	0.29



M BR 3


1 x \$3,502.43

(Volume 30K Promotion) ~~\$4,864.48~~

Options


Description:	Infinity Insert Double Hung
Number Wide:	1
Existing Sill Angle:	8+
Configuration / Venting:	Double Hung
Sash Split:	Standard
Exterior Color:	Bronze
Interior Color:	Stone White
Hardware Color:	Brushed Chrome

Exterior Visualization Drawing



Interior Visualization Drawing

Lift Options:	Sash Lift
Top Sash Lift Options:	No Top Sash Lift
Interior Weatherstrip Package:	White
Glazing Type:	IG
Glass Surface:	Low E2
Grille Type:	7/8" SDL
Grille Pattern:	Rectangular
A1 Top Sash Grille Division Type:	Custom
A1 Bottom Sash Grille Division Type:	Custom
A1 Top Sash Number Wide:	2
A1 Top Sash Number High:	1
A1 Bottom Sash Number Wide:	2
A1 Bottom Sash Number High:	1
Screen Type:	Extruded Half Screen
Screen Mesh Type:	Charcoal Hi-Transparency Fiberglass Mesh
Exterior Screen Surround:	Bronze
Gas Fill:	Argon Gas
Spacer Bar:	Yes
Window Opening Control Device (WOCD):	Yes
Window Opening Control Device (WOCD) Color:	White
U-Factor:	0.29
SHGC:	0.29



Exterior Visualization Drawing


G BR

1 x \$3,502.43

(Volume 30K Promotion) ~~\$4,864.48~~


Options

Description:	Infinity Insert Double Hung
Number Wide:	1
Existing Sill Angle:	8+
Configuration / Venting:	Double Hung
Sash Split:	Standard
Exterior Color:	Bronze
Interior Color:	Stone White
Hardware Color:	Brushed Chrome
Lift Options:	Sash Lift
Top Sash Lift Options:	No Top Sash Lift
Interior Weatherstrip Package:	White
Glazing Type:	IG
Glass Surface:	Low E2



Interior Visualization Drawing

Grille Type:	7/8" SDL
Grille Pattern:	Rectangular
A1 Top Sash Grille Division Type:	Custom
A1 Bottom Sash Grille Division Type:	Custom
A1 Top Sash Number Wide:	2
A1 Top Sash Number High:	1
A1 Bottom Sash Number Wide:	2
A1 Bottom Sash Number High:	1
Screen Type:	Extruded Half Screen
Screen Mesh Type:	Charcoal Hi-Transparency Fiberglass Mesh
Exterior Screen Surround:	Bronze
Gas Fill:	Argon Gas
Spacer Bar:	Yes
Window Opening Control Device (WOCD):	Yes
Window Opening Control Device (WOCD) Color:	White
U-Factor:	0.29
SHGC:	0.29



Exterior Visualization Drawing


G BR Tall

1 x \$3,768.70

(Volume 30K Promotion) ~~\$5,234.30~~


Options

Description:	Infinity Insert Double Hung
Number Wide:	1
Existing Sill Angle:	8+
Configuration / Venting:	Double Hung
Sash Split:	Standard
Exterior Color:	Bronze
Interior Color:	Stone White
Hardware Color:	Brushed Chrome
Lift Options:	Sash Lift
Top Sash Lift Options:	No Top Sash Lift
Interior Weatherstrip Package:	White
Glazing Type:	IG
Glass Surface:	Low E2
Grille Type:	7/8" SDL
Grille Pattern:	Rectangular
A1 Top Sash Grille Division Type:	Custom
A1 Bottom Sash Grille Division Type:	Custom
A1 Top Sash Number Wide:	2



Interior Visualization Drawing

A1 Top Sash Number High:	1
A1 Bottom Sash Number Wide:	2
A1 Bottom Sash Number High:	1
Screen Type:	Extruded Half Screen
Screen Mesh Type:	Charcoal Hi-Transparency Fiberglass Mesh
Exterior Screen Surround:	Bronze
Gas Fill:	Argon Gas
Spacer Bar:	Yes
Window Opening Control Device (WOCD):	Yes
Window Opening Control Device (WOCD) Color:	White
U-Factor:	0.29
SHGC:	0.29



Exterior Visualization Drawing


G BR Tall 2

1 x \$3,768.70

(Volume 30K Promotion) ~~\$5,234.30~~


Options

Description:	Infinity Insert Double Hung
Number Wide:	1
Existing Sill Angle:	8+
Configuration / Venting:	Double Hung
Sash Split:	Standard
Exterior Color:	Bronze
Interior Color:	Stone White
Hardware Color:	Brushed Chrome
Lift Options:	Sash Lift
Top Sash Lift Options:	No Top Sash Lift
Interior Weatherstrip Package:	White
Glazing Type:	IG
Glass Surface:	Low E2
Grille Type:	7/8" SDL
Grille Pattern:	Rectangular
A1 Top Sash Grille Division Type:	Custom
A1 Bottom Sash Grille Division Type:	Custom
A1 Top Sash Number Wide:	2
A1 Top Sash Number High:	1
A1 Bottom Sash Number Wide:	2
A1 Bottom Sash Number High:	1
Screen Type:	Extruded Half Screen
Screen Mesh Type:	Charcoal Hi-Transparency Fiberglass Mesh




Interior Visualization Drawing

Exterior Screen Surround:	Bronze
Gas Fill:	Argon Gas
Spacer Bar:	Yes
Window Opening Control Device (WOCD):	Yes
Window Opening Control Device (WOCD) Color:	White
U-Factor:	0.29
SHGC:	0.29



Exterior Visualization Drawing



Interior Visualization Drawing

Stair/Temp


1 x \$4,482.66

(Volume 30K Promotion) ~~\$6,225.92~~


Options

Description:	Infinity Insert Double Hung
Number Wide:	1
Existing Sill Angle:	8+
Configuration / Venting:	Double Hung
Sash Split:	Standard
Exterior Color:	Bronze
Interior Color:	Stone White
Hardware Color:	Brushed Chrome
Lift Options:	Sash Lift
Top Sash Lift Options:	No Top Sash Lift
Interior Weatherstrip Package:	White
Glazing Type:	IG
Glass Surface:	Low E2
Tempered:	Yes
Grille Type:	7/8" SDL
Grille Pattern:	Rectangular
A1 Top Sash Grille Division Type:	Custom
A1 Bottom Sash Grille Division Type:	Custom
A1 Top Sash Number Wide:	2
A1 Top Sash Number High:	1
A1 Bottom Sash Number Wide:	2
A1 Bottom Sash Number High:	1
Screen Type:	Extruded Half Screen
Screen Mesh Type:	Charcoal Hi-Transparency Fiberglass Mesh
Exterior Screen Surround:	Bronze
Gas Fill:	Argon Gas
Spacer Bar:	Yes
Window Opening Control Device (WOCD):	Yes

Window Opening Control Device (WOCD) Color:	White
U-Factor:	0.29
SHGC:	0.29



Exterior Visualization Drawing



Interior Visualization Drawing

LR

1 x \$3,354.66

(Volume 30K Promotion) \$4,659.25

Options

Description:	Infinity Insert Double Hung
Number Wide:	1
Existing Sill Angle:	8+
Configuration / Venting:	Double Hung
Sash Split:	Standard
Exterior Color:	Bronze
Interior Color:	Stone White
Hardware Color:	Brushed Chrome
Lift Options:	Sash Lift
Top Sash Lift Options:	No Top Sash Lift
Interior Weatherstrip Package:	White
Glazing Type:	IG
Glass Surface:	Low E2
Grille Type:	7/8" SDL
Grille Pattern:	Rectangular
A1 Top Sash Grille Division Type:	Custom
A1 Bottom Sash Grille Division Type:	Custom
A1 Top Sash Number Wide:	2
A1 Top Sash Number High:	1
A1 Bottom Sash Number Wide:	2
A1 Bottom Sash Number High:	1
Screen Type:	Extruded Half Screen
Screen Mesh Type:	Charcoal Hi-Transparency Fiberglass Mesh
Exterior Screen Surround:	Bronze
Gas Fill:	Argon Gas
Spacer Bar:	Yes
Window Opening Control Device (WOCD):	Yes
Window Opening Control Device (WOCD) Color:	White
U-Factor:	0.29
SHGC:	0.29



Exterior Visualization Drawing



Interior Visualization Drawing

Deck Rectangle/Temp

1 x \$3,019.72

(Volume 30K Promotion) ~~\$4,194.05~~

Options

Description:	Infinity Rectangle
Number Wide:	1
Additional Mull Info:	Stand Alone
Configuration / Venting:	Fixed
Exterior Color:	Bronze
Interior Color:	Stone White
Glazing Type:	IG - 1"
Glass Surface:	Low E2
Tempered:	Yes
Exterior Casing Type:	No Casing
Gas Fill:	Argon Gas
U-Factor:	0.28
SHGC:	0.36



Exterior Visualization Drawing



Interior Visualization Drawing

Int Entry Door/Rectangle Conversion

1 x \$2,468.94

(Volume 30K Promotion) ~~\$3,429.09~~

Options

Description:	Infinity Rectangle
Number Wide:	1
Additional Mull Info:	Stand Alone
Configuration / Venting:	Fixed
Exterior Color:	Stone White
Interior Color:	Stone White
Glazing Type:	IG - 1"
Glass Surface:	Low E2
Obscure:	Reed
Orientation:	Vertical
Exterior Casing Type:	No Casing
Gas Fill:	Argon Gas
U-Factor:	0.28
SHGC:	0.35
NE-Square Off Round top - per window:	To replace a round top with a new square window

Unit Entry Door

1 x \$3,945.10

(Volume 30K Promotion) ~~\$5,479.31~~

Options

Description:	ENTRY DOOR
--------------	------------



Exterior

Room/Tag #:	UNIT ENTRY DOOR
Comments:	
Option 1:	Legacy Single Entry Door in PermaTech Composite Frame
Option 2:	36 x 84 Nominal Size
Option 3:	Unit Size: 37 9/16 x 84 7/8
Option 4:	Frame Depth: 4 9/16
Option 5:	2 PermaTech Brickmold - Shipped Unattached
Option 6:	Left Hand Outswing - Outside Looking In
Option 7:	001 Style 20-Gauge Smooth Steel Door
Option 8:	Snow Mist White Inside and Outside
Option 9:	Hardware
Option 10:	All Hardware in Satin Nickel Finish
Option 11:	Georgian Lockset
Option 12:	Key Order Alike
Option 13:	Thumbturn Deadbolt
Option 14:	Key Order Alike
Option 15:	Frame
Option 16:	TUFTEX Smooth Snow Mist White Aluminum Brickmold Cladding - Loose on Unit
Option 17:	Snow Mist White Inside Frame
Option 18:	1 Tube of Snow Mist White Caulk
Option 19:	Mill Finish ZOB Outswing Bumper Threshold (5 5/8 Depth)
Option 20:	Stainless Steel Ball Bearing Hinges
Option 21:	Security Plate


Additional Project Details

NE-Pump Jack Staging/Scaffolding- per project: *one time scaffolding charge* 1 x \$204.48
(Volume 30K
Promotion) ~~\$284.00~~

NE-City Logistics - parking during install: *used for installers in cities that require paid parking, moving of vehicles, etc.* 1 x \$445.68
(Volume 30K
Promotion) ~~\$619.00~~

Matthew Perry Installation Notes

10 bradford st, Boston, MA 02118



Project Details

Project Adders

NE-Pump Jack Staging/Scaffolding- per project:


one time scaffolding charge

NE-City Logistics - parking during install:

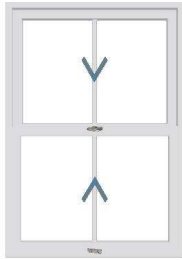
used for installers in cities that require paid parking, moving of vehicles, etc.

M BR

Line Item Summary



Exterior Visualization Drawing



Interior Visualization Drawing

M BR

Quantity 1


Options

Description:	<i>Infinity Insert Double Hung</i>
Number Wide:	1
Unit Type:	<i>Complete</i>
Measurement Type:	<i>Inside Opening</i>
Inside Opening Width:	34
Inside Opening Height:	48
Overall Frame Width:	33.625
Overall Frame Height:	48.25
Existing Sill Angle:	8+
Frame Width:	33.625
Configuration / Venting:	<i>Double Hung</i>
Sash Split:	<i>Standard</i>
Exterior Color:	<i>Bronze</i>
Interior Color:	<i>Stone White</i>
Hardware Color:	<i>Brushed Chrome</i>
Lift Options:	<i>Sash Lift</i>
Top Sash Lift Options:	<i>No Top Sash Lift</i>
Interior Weatherstrip Package:	<i>White</i>
Glazing Type:	<i>IG</i>
Glass Surface:	<i>Low E2</i>
Tempered:	<i>No</i>
Obscure:	<i>None</i>
Perimeter Bar Color:	<i>Black</i>
Grille Type:	<i>7/8" SDL</i>
Simulated Rail:	<i>No</i>
Grille Pattern:	<i>Rectangular</i>
A1 Top Sash Grille Division Type:	<i>Custom</i>
A1 Bottom Sash Grille Division Type:	<i>Custom</i>
A1 Top Sash Number Wide:	2
A1 Top Sash Number High:	1
A1 Bottom Sash Number Wide:	2
A1 Bottom Sash Number High:	1
Screen Type:	<i>Extruded Half Screen</i>

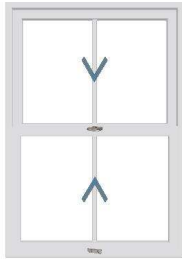
Screen Mesh Type:	<i>Charcoal Hi-Transparency Fiberglass Mesh</i>
Exterior Screen Surround:	<i>Bronze</i>
Assembly Rough Opening:	<i>Rough Opening 34 5/8" x 48 3/4"</i>
Assembly Inside Opening:	<i>Inside Opening 34" x 48"</i>
Assembly Masonry Opening:	<i>Masonry Opening 34 1/8" x 48 1/2"</i>
Glazing Configuration:	<i>Standard Glazing</i>
Tint:	<i>None</i>
Laminated:	<i>No</i>
Gas Fill:	<i>Argon Gas</i>
Capillary Tubes:	<i>No</i>
Spacer Bar:	<i>Yes</i>
Window Opening Control Device (WOCD):	<i>Yes</i>
Window Opening Control Device (WOCD) Color:	<i>White</i>
Jamb Size:	<i>3 1/4"</i>
Screen/Combo Ship Loose:	<i>No</i>
Request Assistance?:	<i>No</i>
CPD Number:	<i>MAR-N-244-01528-00001</i>
U-Factor:	<i>0.29</i>
SHGC:	<i>0.29</i>
VT:	<i>0.5</i>
CR:	<i>57</i>
Egress Width:	<i>30 15/16"</i>
Egress Height:	<i>18 13/32"</i>
Net Clear Opening Square Ft:	<i>3.952939</i>
DLO Width:	<i>28.4269981</i>
DLO Height:	<i>20.3165</i>

M BR 2

Line Item Summary



Exterior Visualization Drawing



Interior Visualization Drawing

M BR 2

Quantity 1


Options

Description:	<i>Infinity Insert Double Hung</i>
Number Wide:	1
Unit Type:	<i>Complete</i>
Measurement Type:	<i>Inside Opening</i>
Inside Opening Width:	34
Inside Opening Height:	48
Overall Frame Width:	33.625
Overall Frame Height:	48.25
Existing Sill Angle:	8+
Frame Width:	33.625
Configuration / Venting:	<i>Double Hung</i>
Sash Split:	<i>Standard</i>
Exterior Color:	<i>Bronze</i>
Interior Color:	<i>Stone White</i>
Hardware Color:	<i>Brushed Chrome</i>
Lift Options:	<i>Sash Lift</i>
Top Sash Lift Options:	<i>No Top Sash Lift</i>
Interior Weatherstrip Package:	<i>White</i>
Glazing Type:	<i>IG</i>
Glass Surface:	<i>Low E2</i>
Tempered:	<i>No</i>
Obscure:	<i>None</i>
Perimeter Bar Color:	<i>Black</i>
Grille Type:	<i>7/8" SDL</i>
Simulated Rail:	<i>No</i>
Grille Pattern:	<i>Rectangular</i>
A1 Top Sash Grille Division Type:	<i>Custom</i>
A1 Bottom Sash Grille Division Type:	<i>Custom</i>
A1 Top Sash Number Wide:	2
A1 Top Sash Number High:	1
A1 Bottom Sash Number Wide:	2
A1 Bottom Sash Number High:	1
Screen Type:	<i>Extruded Half Screen</i>

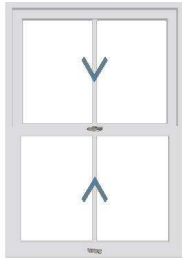
Screen Mesh Type:	<i>Charcoal Hi-Transparency Fiberglass Mesh</i>
Exterior Screen Surround:	<i>Bronze</i>
Assembly Rough Opening:	<i>Rough Opening 34 5/8" x 48 3/4"</i>
Assembly Inside Opening:	<i>Inside Opening 34" x 48"</i>
Assembly Masonry Opening:	<i>Masonry Opening 34 1/8" x 48 1/2"</i>
Glazing Configuration:	<i>Standard Glazing</i>
Tint:	<i>None</i>
Laminated:	<i>No</i>
Gas Fill:	<i>Argon Gas</i>
Capillary Tubes:	<i>No</i>
Spacer Bar:	<i>Yes</i>
Window Opening Control Device (WOCD):	<i>Yes</i>
Window Opening Control Device (WOCD) Color:	<i>White</i>
Jamb Size:	<i>3 1/4"</i>
Screen/Combo Ship Loose:	<i>No</i>
Request Assistance?:	<i>No</i>
CPD Number:	<i>MAR-N-244-01528-00001</i>
U-Factor:	<i>0.29</i>
SHGC:	<i>0.29</i>
VT:	<i>0.5</i>
CR:	<i>57</i>
Egress Width:	<i>30 15/16"</i>
Egress Height:	<i>18 13/32"</i>
Net Clear Opening Square Ft:	<i>3.952939</i>
DLO Width:	<i>28.4269981</i>
DLO Height:	<i>20.3165</i>

M BR 3

Line Item Summary



Exterior Visualization Drawing



Interior Visualization Drawing

M BR 3

Quantity 1


Options

Description:	<i>Infinity Insert Double Hung</i>
Number Wide:	1
Unit Type:	<i>Complete</i>
Measurement Type:	<i>Inside Opening</i>
Inside Opening Width:	34
Inside Opening Height:	48
Overall Frame Width:	33.625
Overall Frame Height:	48.25
Existing Sill Angle:	8+
Frame Width:	33.625
Configuration / Venting:	<i>Double Hung</i>
Sash Split:	<i>Standard</i>
Exterior Color:	<i>Bronze</i>
Interior Color:	<i>Stone White</i>
Hardware Color:	<i>Brushed Chrome</i>
Lift Options:	<i>Sash Lift</i>
Top Sash Lift Options:	<i>No Top Sash Lift</i>
Interior Weatherstrip Package:	<i>White</i>
Glazing Type:	<i>IG</i>
Glass Surface:	<i>Low E2</i>
Tempered:	<i>No</i>
Obscure:	<i>None</i>
Perimeter Bar Color:	<i>Black</i>
Grille Type:	<i>7/8" SDL</i>
Simulated Rail:	<i>No</i>
Grille Pattern:	<i>Rectangular</i>
A1 Top Sash Grille Division Type:	<i>Custom</i>
A1 Bottom Sash Grille Division Type:	<i>Custom</i>
A1 Top Sash Number Wide:	2
A1 Top Sash Number High:	1
A1 Bottom Sash Number Wide:	2
A1 Bottom Sash Number High:	1
Screen Type:	<i>Extruded Half Screen</i>

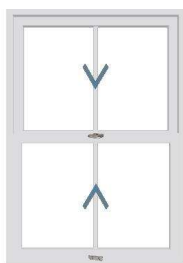
Screen Mesh Type:	<i>Charcoal Hi-Transparency Fiberglass Mesh</i>
Exterior Screen Surround:	<i>Bronze</i>
Assembly Rough Opening:	<i>Rough Opening 34 5/8" x 48 3/4"</i>
Assembly Inside Opening:	<i>Inside Opening 34" x 48"</i>
Assembly Masonry Opening:	<i>Masonry Opening 34 1/8" x 48 1/2"</i>
Glazing Configuration:	<i>Standard Glazing</i>
Tint:	<i>None</i>
Laminated:	<i>No</i>
Gas Fill:	<i>Argon Gas</i>
Capillary Tubes:	<i>No</i>
Spacer Bar:	<i>Yes</i>
Window Opening Control Device (WOCD):	<i>Yes</i>
Window Opening Control Device (WOCD) Color:	<i>White</i>
Jamb Size:	<i>3 1/4"</i>
Screen/Combo Ship Loose:	<i>No</i>
Request Assistance?:	<i>No</i>
CPD Number:	<i>MAR-N-244-01528-00001</i>
U-Factor:	<i>0.29</i>
SHGC:	<i>0.29</i>
VT:	<i>0.5</i>
CR:	<i>57</i>
Egress Width:	<i>30 15/16"</i>
Egress Height:	<i>18 13/32"</i>
Net Clear Opening Square Ft:	<i>3.952939</i>
DLO Width:	<i>28.4269981</i>
DLO Height:	<i>20.3165</i>

G BR

Line Item Summary



Exterior Visualization Drawing



Interior Visualization Drawing

G BR

Quantity 1


Options

Description:	<i>Infinity Insert Double Hung</i>
Number Wide:	1
Unit Type:	<i>Complete</i>
Measurement Type:	<i>Inside Opening</i>
Inside Opening Width:	34
Inside Opening Height:	48
Overall Frame Width:	33.625
Overall Frame Height:	48.25
Existing Sill Angle:	8+
Frame Width:	33.625
Configuration / Venting:	<i>Double Hung</i>
Sash Split:	<i>Standard</i>
Exterior Color:	<i>Bronze</i>
Interior Color:	<i>Stone White</i>
Hardware Color:	<i>Brushed Chrome</i>
Lift Options:	<i>Sash Lift</i>
Top Sash Lift Options:	<i>No Top Sash Lift</i>
Interior Weatherstrip Package:	<i>White</i>
Glazing Type:	<i>IG</i>
Glass Surface:	<i>Low E2</i>
Tempered:	<i>No</i>
Obscure:	<i>None</i>
Perimeter Bar Color:	<i>Black</i>
Grille Type:	<i>7/8" SDL</i>
Simulated Rail:	<i>No</i>
Grille Pattern:	<i>Rectangular</i>
A1 Top Sash Grille Division Type:	<i>Custom</i>
A1 Bottom Sash Grille Division Type:	<i>Custom</i>
A1 Top Sash Number Wide:	2
A1 Top Sash Number High:	1
A1 Bottom Sash Number Wide:	2
A1 Bottom Sash Number High:	1
Screen Type:	<i>Extruded Half Screen</i>


Screen Mesh Type:	<i>Charcoal Hi-Transparency Fiberglass Mesh</i>
Exterior Screen Surround:	<i>Bronze</i>
Assembly Rough Opening:	<i>Rough Opening 34 5/8" x 48 3/4"</i>
Assembly Inside Opening:	<i>Inside Opening 34" x 48"</i>
Assembly Masonry Opening:	<i>Masonry Opening 34 1/8" x 48 1/2"</i>
Glazing Configuration:	<i>Standard Glazing</i>
Tint:	<i>None</i>
Laminated:	<i>No</i>
Gas Fill:	<i>Argon Gas</i>
Capillary Tubes:	<i>No</i>
Spacer Bar:	<i>Yes</i>
Window Opening Control Device (WOCD):	<i>Yes</i>
Window Opening Control Device (WOCD) Color:	<i>White</i>
Jamb Size:	<i>3 1/4"</i>
Screen/Combo Ship Loose:	<i>No</i>
Request Assistance?:	<i>No</i>
CPD Number:	<i>MAR-N-244-01528-00001</i>
U-Factor:	<i>0.29</i>
SHGC:	<i>0.29</i>
VT:	<i>0.5</i>
CR:	<i>57</i>
Egress Width:	<i>30 15/16"</i>
Egress Height:	<i>18 13/32"</i>
Net Clear Opening Square Ft:	<i>3.952939</i>
DLO Width:	<i>28.4269981</i>
DLO Height:	<i>20.3165</i>

G BR Tall

Line Item Summary



Exterior Visualization Drawing



Interior Visualization Drawing

G BR Tall

Quantity 1


Options

Description:	<i>Infinity Insert Double Hung</i>
Number Wide:	1
Unit Type:	<i>Complete</i>
Measurement Type:	<i>Inside Opening</i>
Inside Opening Width:	34
Inside Opening Height:	64
Overall Frame Width:	33.625
Overall Frame Height:	64.25
Existing Sill Angle:	8+
Frame Width:	33.625
Configuration / Venting:	<i>Double Hung</i>
Sash Split:	<i>Standard</i>
Exterior Color:	<i>Bronze</i>
Interior Color:	<i>Stone White</i>
Hardware Color:	<i>Brushed Chrome</i>
Lift Options:	<i>Sash Lift</i>
Top Sash Lift Options:	<i>No Top Sash Lift</i>
Interior Weatherstrip Package:	<i>White</i>
Glazing Type:	<i>IG</i>
Glass Surface:	<i>Low E2</i>
Tempered:	<i>No</i>
Obscure:	<i>None</i>
Perimeter Bar Color:	<i>Black</i>
Grille Type:	<i>7/8" SDL</i>
Simulated Rail:	<i>No</i>
Grille Pattern:	<i>Rectangular</i>
A1 Top Sash Grille Division Type:	<i>Custom</i>
A1 Bottom Sash Grille Division Type:	<i>Custom</i>
A1 Top Sash Number Wide:	2
A1 Top Sash Number High:	1
A1 Bottom Sash Number Wide:	2
A1 Bottom Sash Number High:	1
Screen Type:	<i>Extruded Half Screen</i>


Screen Mesh Type:	<i>Charcoal Hi-Transparency Fiberglass Mesh</i>
Exterior Screen Surround:	<i>Bronze</i>
Assembly Rough Opening:	<i>Rough Opening 34 5/8" x 64 3/4"</i>
Assembly Inside Opening:	<i>Inside Opening 34" x 64"</i>
Assembly Masonry Opening:	<i>Masonry Opening 34 1/8" x 64 1/2"</i>
Glazing Configuration:	<i>Standard Glazing</i>
Tint:	<i>None</i>
Laminated:	<i>No</i>
Gas Fill:	<i>Argon Gas</i>
Capillary Tubes:	<i>No</i>
Spacer Bar:	<i>Yes</i>
Window Opening Control Device (WOCD):	<i>Yes</i>
Window Opening Control Device (WOCD) Color:	<i>White</i>
Jamb Size:	<i>3 1/4"</i>
Screen/Combo Ship Loose:	<i>No</i>
Request Assistance?:	<i>No</i>
CPD Number:	<i>MAR-N-244-01528-00001</i>
U-Factor:	<i>0.29</i>
SHGC:	<i>0.29</i>
VT:	<i>0.5</i>
CR:	<i>57</i>
Egress Width:	<i>30 15/16"</i>
Egress Height:	<i>26 13/32"</i>
Net Clear Opening Square Ft:	<i>5.671328</i>
DLO Width:	<i>28.4269981</i>
DLO Height:	<i>28.3165054</i>

G BR Tall 2

Line Item Summary



Exterior Visualization Drawing



Interior Visualization Drawing

G BR Tall 2

Quantity 1


Options

Description:	<i>Infinity Insert Double Hung</i>
Number Wide:	1
Unit Type:	<i>Complete</i>
Measurement Type:	<i>Inside Opening</i>
Inside Opening Width:	34
Inside Opening Height:	64
Overall Frame Width:	33.625
Overall Frame Height:	64.25
Existing Sill Angle:	8+
Frame Width:	33.625
Configuration / Venting:	<i>Double Hung</i>
Sash Split:	<i>Standard</i>
Exterior Color:	<i>Bronze</i>
Interior Color:	<i>Stone White</i>
Hardware Color:	<i>Brushed Chrome</i>
Lift Options:	<i>Sash Lift</i>
Top Sash Lift Options:	<i>No Top Sash Lift</i>
Interior Weatherstrip Package:	<i>White</i>
Glazing Type:	<i>IG</i>
Glass Surface:	<i>Low E2</i>
Tempered:	<i>No</i>
Obscure:	<i>None</i>
Perimeter Bar Color:	<i>Black</i>
Grille Type:	<i>7/8" SDL</i>
Simulated Rail:	<i>No</i>
Grille Pattern:	<i>Rectangular</i>
A1 Top Sash Grille Division Type:	<i>Custom</i>
A1 Bottom Sash Grille Division Type:	<i>Custom</i>
A1 Top Sash Number Wide:	2
A1 Top Sash Number High:	1
A1 Bottom Sash Number Wide:	2
A1 Bottom Sash Number High:	1
Screen Type:	<i>Extruded Half Screen</i>


Screen Mesh Type:	<i>Charcoal Hi-Transparency Fiberglass Mesh</i>
Exterior Screen Surround:	<i>Bronze</i>
Assembly Rough Opening:	<i>Rough Opening 34 5/8" x 64 3/4"</i>
Assembly Inside Opening:	<i>Inside Opening 34" x 64"</i>
Assembly Masonry Opening:	<i>Masonry Opening 34 1/8" x 64 1/2"</i>
Glazing Configuration:	<i>Standard Glazing</i>
Tint:	<i>None</i>
Laminated:	<i>No</i>
Gas Fill:	<i>Argon Gas</i>
Capillary Tubes:	<i>No</i>
Spacer Bar:	<i>Yes</i>
Window Opening Control Device (WOCD):	<i>Yes</i>
Window Opening Control Device (WOCD) Color:	<i>White</i>
Jamb Size:	<i>3 1/4"</i>
Screen/Combo Ship Loose:	<i>No</i>
Request Assistance?:	<i>No</i>
CPD Number:	<i>MAR-N-244-01528-00001</i>
U-Factor:	<i>0.29</i>
SHGC:	<i>0.29</i>
VT:	<i>0.5</i>
CR:	<i>57</i>
Egress Width:	<i>30 15/16"</i>
Egress Height:	<i>26 13/32"</i>
Net Clear Opening Square Ft:	<i>5.671328</i>
DLO Width:	<i>28.4269981</i>
DLO Height:	<i>28.3165054</i>

Stair/Temp

Line Item Summary



Exterior Visualization Drawing



Interior Visualization Drawing

Stair/Temp

Quantity 1


Options

Description:	<i>Infinity Insert Double Hung</i>
Number Wide:	1
Unit Type:	<i>Complete</i>
Measurement Type:	<i>Inside Opening</i>
Inside Opening Width:	34
Inside Opening Height:	64
Overall Frame Width:	33.625
Overall Frame Height:	64.25
Existing Sill Angle:	8+
Frame Width:	33.625
Configuration / Venting:	<i>Double Hung</i>
Sash Split:	<i>Standard</i>
Exterior Color:	<i>Bronze</i>
Interior Color:	<i>Stone White</i>
Hardware Color:	<i>Brushed Chrome</i>
Lift Options:	<i>Sash Lift</i>
Top Sash Lift Options:	<i>No Top Sash Lift</i>
Interior Weatherstrip Package:	<i>White</i>
Glazing Type:	<i>IG</i>
Glass Surface:	<i>Low E2</i>
Tempered:	<i>Yes</i>
Obscure:	<i>None</i>
Perimeter Bar Color:	<i>Black</i>
Grille Type:	<i>7/8" SDL</i>
Simulated Rail:	<i>No</i>
Grille Pattern:	<i>Rectangular</i>
A1 Top Sash Grille Division Type:	<i>Custom</i>
A1 Bottom Sash Grille Division Type:	<i>Custom</i>
A1 Top Sash Number Wide:	2
A1 Top Sash Number High:	1
A1 Bottom Sash Number Wide:	2
A1 Bottom Sash Number High:	1
Screen Type:	<i>Extruded Half Screen</i>


Screen Mesh Type:	<i>Charcoal Hi-Transparency Fiberglass Mesh</i>
Exterior Screen Surround:	<i>Bronze</i>
Assembly Rough Opening:	<i>Rough Opening 34 5/8" x 64 3/4"</i>
Assembly Inside Opening:	<i>Inside Opening 34" x 64"</i>
Assembly Masonry Opening:	<i>Masonry Opening 34 1/8" x 64 1/2"</i>
Glazing Configuration:	<i>Standard Glazing</i>
Tint:	<i>None</i>
Laminated:	<i>No</i>
Gas Fill:	<i>Argon Gas</i>
Capillary Tubes:	<i>No</i>
Spacer Bar:	<i>Yes</i>
Window Opening Control Device (WOCD):	<i>Yes</i>
Window Opening Control Device (WOCD) Color:	<i>White</i>
Jamb Size:	<i>3 1/4"</i>
Screen/Combo Ship Loose:	<i>No</i>
Request Assistance?:	<i>No</i>
CPD Number:	<i>MAR-N-244-01528-00001</i>
U-Factor:	<i>0.29</i>
SHGC:	<i>0.29</i>
VT:	<i>0.5</i>
CR:	<i>57</i>
Egress Width:	<i>30 15/16"</i>
Egress Height:	<i>26 13/32"</i>
Net Clear Opening Square Ft:	<i>5.671328</i>
DLO Width:	<i>28.4269981</i>
DLO Height:	<i>28.3165054</i>

LR

Line Item Summary



Exterior Visualization Drawing



Interior Visualization Drawing

LR

Quantity 1

Options

Description:	<i>Infinity Insert Double Hung</i>
Number Wide:	1
Unit Type:	<i>Complete</i>
Measurement Type:	<i>Inside Opening</i>
Inside Opening Width:	34
Inside Opening Height:	44
Overall Frame Width:	33.625
Overall Frame Height:	44.25
Existing Sill Angle:	8+
Frame Width:	33.625
Configuration / Venting:	<i>Double Hung</i>
Sash Split:	<i>Standard</i>
Exterior Color:	<i>Bronze</i>
Interior Color:	<i>Stone White</i>
Hardware Color:	<i>Brushed Chrome</i>
Lift Options:	<i>Sash Lift</i>
Top Sash Lift Options:	<i>No Top Sash Lift</i>
Interior Weatherstrip Package:	<i>White</i>
Glazing Type:	<i>IG</i>
Glass Surface:	<i>Low E2</i>
Tempered:	<i>No</i>
Obscure:	<i>None</i>
Perimeter Bar Color:	<i>Black</i>
Grille Type:	<i>7/8" SDL</i>
Simulated Rail:	<i>No</i>
Grille Pattern:	<i>Rectangular</i>
A1 Top Sash Grille Division Type:	<i>Custom</i>
A1 Bottom Sash Grille Division Type:	<i>Custom</i>
A1 Top Sash Number Wide:	2
A1 Top Sash Number High:	1
A1 Bottom Sash Number Wide:	2
A1 Bottom Sash Number High:	1
Screen Type:	<i>Extruded Half Screen</i>

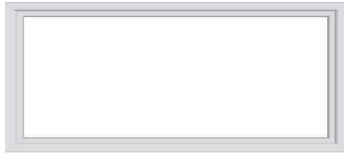
Screen Mesh Type:	<i>Charcoal Hi-Transparency Fiberglass Mesh</i>
Exterior Screen Surround:	<i>Bronze</i>
Assembly Rough Opening:	<i>Rough Opening 34 5/8" x 44 3/4"</i>
Assembly Inside Opening:	<i>Inside Opening 34" x 44"</i>
Assembly Masonry Opening:	<i>Masonry Opening 34 1/8" x 44 1/2"</i>
Glazing Configuration:	<i>Standard Glazing</i>
Tint:	<i>None</i>
Laminated:	<i>No</i>
Gas Fill:	<i>Argon Gas</i>
Capillary Tubes:	<i>No</i>
Spacer Bar:	<i>Yes</i>
Window Opening Control Device (WOCD):	<i>Yes</i>
Window Opening Control Device (WOCD) Color:	<i>White</i>
Jamb Size:	<i>3 1/4"</i>
Screen/Combo Ship Loose:	<i>No</i>
Request Assistance?:	<i>No</i>
CPD Number:	<i>MAR-N-244-01528-00001</i>
U-Factor:	<i>0.29</i>
SHGC:	<i>0.29</i>
VT:	<i>0.5</i>
CR:	<i>57</i>
Egress Width:	<i>30 15/16"</i>
Egress Height:	<i>16 13/32"</i>
Net Clear Opening Square Ft:	<i>3.523342</i>
DLO Width:	<i>28.4269981</i>
DLO Height:	<i>18.3165</i>

Deck Rectangle/Temp

Line Item Summary



Exterior Visualization Drawing



Interior Visualization Drawing

Deck Rectangle/Temp

Quantity 1

Options

Description:	<i>Infinity Rectangle</i>
Number Wide:	1
Unit Type:	<i>Complete</i>
Measurement Type:	<i>Frame Size</i>
Overall Frame Width:	55
Overall Frame Height:	24
Frame Width:	55
Additional Mull Info:	<i>Stand Alone</i>
Configuration / Venting:	<i>Fixed</i>
Exterior Color:	<i>Bronze</i>
Interior Color:	<i>Stone White</i>
Glazing Type:	<i>IG - 1"</i>
Glass Surface:	<i>Low E2</i>
Tempered:	Yes
Obscure:	<i>None</i>
Perimeter Bar Color:	<i>Black</i>
Grille Type:	<i>None</i>
Grille Pattern:	<i>None</i>
Exterior Casing Type:	<i>No Casing</i>
Assembly Rough Opening:	<i>Rough Opening 56" x 24 1/2"</i>
Assembly Masonry Opening:	<i>Masonry Opening 55 1/2" x 24 1/4"</i>
Glazing Configuration:	<i>Standard Glazing</i>
Tint:	<i>None</i>
Laminated:	<i>No</i>
Gas Fill:	<i>Argon Gas</i>
Capillary Tubes:	<i>No</i>
Jamb Size:	<i>2 1/4"</i>
Request Assistance?:	<i>No</i>
CPD Number:	<i>MAR-N-374-03674-00001</i>
U-Factor:	0.28
SHGC:	0.36
VT:	0.62
CR:	59

DLO Width: 51.206

DLO Height: 20.2060013

Int Entry Door/Rectangle Conversion

Line Item Summary



Exterior Visualization Drawing



Interior Visualization Drawing

Int Entry Door/Rectangle Conversion

Quantity 1

Options

Description:	<i>Infinity Rectangle</i>
Number Wide:	1
Unit Type:	<i>Complete</i>
Measurement Type:	<i>Frame Size</i>
Overall Frame Width:	36
Overall Frame Height:	18
Frame Width:	36
Additional Mull Info:	<i>Stand Alone</i>
Configuration / Venting:	<i>Fixed</i>
Exterior Color:	<i>Stone White</i>
Interior Color:	<i>Stone White</i>
Glazing Type:	<i>IG - 1"</i>
Glass Surface:	<i>Low E2</i>
Tempered:	<i>No</i>
Obscure:	<i>Reed</i>
Orientation:	<i>Vertical</i>
Perimeter Bar Color:	<i>Black</i>
Grille Type:	<i>None</i>
Grille Pattern:	<i>None</i>
Exterior Casing Type:	<i>No Casing</i>
Assembly Rough Opening:	<i>Rough Opening 37" x 18 1/2"</i>
Assembly Masonry Opening:	<i>Masonry Opening 36 1/2" x 18 1/4"</i>
Glazing Configuration:	<i>Standard Glazing</i>
Tint:	<i>None</i>
Laminated:	<i>No</i>
Gas Fill:	<i>Argon Gas</i>
Capillary Tubes:	<i>No</i>
Jamb Size:	<i>2 1/4"</i>
Request Assistance?:	<i>No</i>
CPD Number:	<i>MAR-N-374-03690-00002</i>
U-Factor:	<i>0.28</i>
SHGC:	<i>0.35</i>
VT:	<i>0.61</i>

CR:	61
DLO Width:	32.206
DLO Height:	14.206
NE-Square Off Round top - per window:	<i>To replace a round top with a new square window</i>

Unit Entry Door

Line Item Summary



Exterior

Unit Entry Door

Quantity 1

Options

Description:	<i>ENTRY DOOR</i>
Room/Tag #:	<i>UNIT ENTRY DOOR</i>
Comments:	
Option 1:	<i>Legacy Single Entry Door in PermaTech Composite Frame</i>
Option 2:	<i>36 x 84 Nominal Size</i>
Option 3:	<i>Unit Size: 37 9/16 x 84 7/8</i>
Option 4:	<i>Frame Depth: 4 9/16</i>
Option 5:	<i>2 PermaTech Brickmold - Shipped Unattached</i>
Option 6:	<i>Left Hand Outswing - Outside Looking In</i>
Option 7:	<i>001 Style 20-Gauge Smooth Steel Door</i>
Option 8:	<i>Snow Mist White Inside and Outside</i>
Option 9:	<i>Hardware</i>
Option 10:	<i>All Hardware in Satin Nickel Finish</i>
Option 11:	<i>Georgian Lockset</i>
Option 12:	<i>Key Order Alike</i>
Option 13:	<i>Thumbturn Deadbolt</i>
Option 14:	<i>Key Order Alike</i>
Option 15:	<i>Frame</i>
Option 16:	<i>TUFTEX Smooth Snow Mist White Aluminum Brickmold Cladding - Loose on Unit</i>
Option 17:	<i>Snow Mist White Inside Frame</i>
Option 18:	<i>1 Tube of Snow Mist White Caulk</i>
Option 19:	<i>Mill Finish ZOB Outswing Bumper Threshold (5 5/8 Depth)</i>
Option 20:	<i>Stainless Steel Ball Bearing Hinges</i>
Option 21:	<i>Security Plate</i>