

Boston Food Access Council

Thursday, June 29, 2017
Boston City Hall



ORIENTATION

Welcoming Remarks



ORIENTATION

Member Introductions

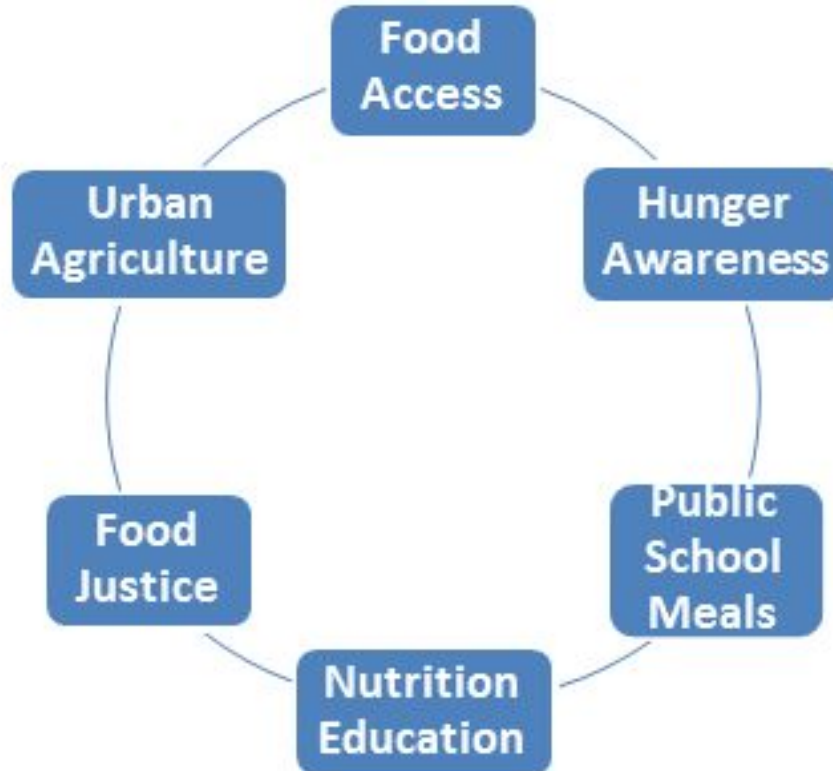


ORIENTATION

Member Survey Results



Top Priorities



Member Survey Results

Common Initiatives and Programming

HEALTHY FOOD ACCESS

- ❖ Boston Children's Hospital
- ❖ The Trustees
- ❖ Project Bread
- ❖ ABCD, Inc.
- ❖ Haley House
- ❖ Greater Boston Food Bank
- ❖ The Daily Table
- ❖ Urban Farming Institute
- ❖ Northeastern University

MEAL SITES

- ❖ Greater Boston Food Bank
- ❖ Boston Public Health Commission
- ❖ Mattapan Food and Fitness Coalition
- ❖ The Daily Table
- ❖ Dorchester Food Co-op
- ❖ Krupp Family Foundation
- ❖ Haley House

NUTRITION EDUCATION AND POLICY

- ❖ Harvard's Food Law and Policy Clinic
- ❖ Children's HealthWatch
- ❖ Boston Public Schools
- ❖ Boston Children's Hospital
- ❖ ABCD, Inc.
- ❖ Haley House
- ❖ Boston Public Health Commission
- ❖ Dorchester Food Co-op

Member Survey Results

Common Initiatives and Programming

COMMUNITY HEALTH CENTER ENGAGEMENT

- ❖ Greater Boston Food Bank
- ❖ Boston Children's Hospital
- ❖ Dorchester Food Co-op
- ❖ Krupp Family Foundation
- ❖ Boston Public Health Commission

FOOD SYSTEM JOB TRAINING

- ❖ Dorchester Food Co-op
- ❖ Krupp Family Foundation
- ❖ The Trustees
- ❖ Urban Farming Institute
- ❖ The Daily Table
- ❖ The Food Project
- ❖ Haley House

COMMUNITY GARDENS

- ❖ Boston Public Health Commission
- ❖ The Trustees
- ❖ Project Bread
- ❖ Haley House
- ❖ The Food Project

Valuable Strengths of Council Council Action

Awareness of:

- ❖ Physical, financial, cultural barriers to food access
- ❖ Importance of food sovereignty
- ❖ Educational tools for youth and adults
- ❖ Progressive ideas utilizing modern tools and technology to create sustainable changes
- ❖ Community relationships

ORIENTATION

BFAC Getting Started



Data report

- To inform priorities
- Completed and shared before **September 2017**

Set priorities

- Impactful, feasible for next 2+ years
- Start today
- Solidify by **September 2017**

Develop food action plan

- Begin as priorities are solidified
- Completed - or drafted - by **December 2017**
- Solicit community input

Tackle Immediately Actionable Items

- On-going
- Leverage, expand existing programs

ORIENTATION

BFAC Structure



Working Groups

- TBD after setting priorities
- Action-oriented
- Chairs/co-chairs TBD
- Opportunity to leverage other subject-matter experts, community members, etc.
- Will ask BFAC members to participate where expertise most valuable

BFAC Chair

- Liz Miller as BFAC Chair
- Coordinate and monitor work of BFAC
- Support WG chairs to set goals, organize meetings; will participate as OFA liaison

Delegates

- Organizational liaison in member's absence, or as appropriate participant for WG
- Must communicate closely with member
- Consistency required

ORIENTATION

Expectations of BFAC Members



BREAK



ADDRESSING FOOD INSECURITY IN BOSTON

Overview of OFA Activities





**Mayor's Office
of Food Initiatives**



**Mayor's Office
of Food Access**

Overview of OFA Activities

INCREASING ACCESS

Physical

Can constituents get to food they need and want?

Economic

Can constituents afford the food they need and want?

Social

Is culturally appropriate food accessible?

FOOD SECURITY

All people, at all times, have physical, social, and economic access to sufficient and nutritious food that meets their dietary needs and food preferences for an active and healthy life.

- Food and Agriculture Organization of the United Nations

Overview of OFA Activities

What We Have Done

- ❖ **Restructured office, revised mission and goals**
 - Alignment with the City's focus on equity and resiliency.
- ❖ **Successful 2017 CANshare fundraiser**
- ❖ Participated in **review of proposals for new BPS breakfast and lunch contract**
- ❖ **“Boston Bounty Bucks+”**
 - Exploring pilot program with the Mayor's Office of New Urban Mechanics
 - Beyond farmer markets, into reliable food outlets that serve low-income communities
- ❖ **Food Resource Information Map**
 - Partnership with Boston Public Health Commission
- ❖ **Healthy Incentive Program (HIP)**
 - Economic commitment with the Department of Transitional Assistance (DTA)
 - Supporting implementation in Boston
- ❖ **Boston Urban Farming Coalition**
 - Creating in partnership with DND, urban agriculture advocates, farmers in Boston

Overview of OFA Activities

What We Have Done

❖ **Advocacy**

- Focus on state legislation that could advance food security in Boston
- Inclusion, in Mayor's FY18 House Budget Amendment Priorities letter to the Boston delegation, of two important budget amendments: SNAP Gap and MA Food Trust
- Testified at Statehouse in support of SNAP Gap/Common App legislation
- Signed on to numerous state, national letters encouraging protection of safety net programs, including SNAP

❖ **Summer Food Service Program**

- Piloting site at Mattapan BPL in collaboration with Project Bread and Mattapan Food and Fitness Coalition
- Piloting site in City Hall Plaza in collaboration with MONUM
- BPS FNS sponsoring both sites
- Conversations with BPHC about expanding into CHCs and BHA sites
- Plans to roll out even more programs and outreach next summer

❖ **Convening the Boston Food Access Council**

❖ **Gathering Quantitative and Qualitative data for the Food Insecurity Assessment Report**

Data Gathering, Listening Sessions



128

Boston
residents
reached



11

Listening sessions
conducted



6

Languages spoken
(English, Spanish,
Vietnamese, Cape Verdean
Creole, Haitian Creole,
Cantonese)

Data Gathering, Listening Sessions cont'd

Topic	# of sessions in which it was mentioned	# of comments made across sessions
Cost	11	72
Mobility/transportation	11	40
Other	10	27
Food quality	10	25
Variety / preferred selection	7	18
Health value	5	15

Findings

- Community supports (Meals on Wheels, community meals, school meals) not meeting dietary or cultural preferences
- <5 were aware of Bounty Bucks

Data Gathering, Food Access Surveys

Surveys Results

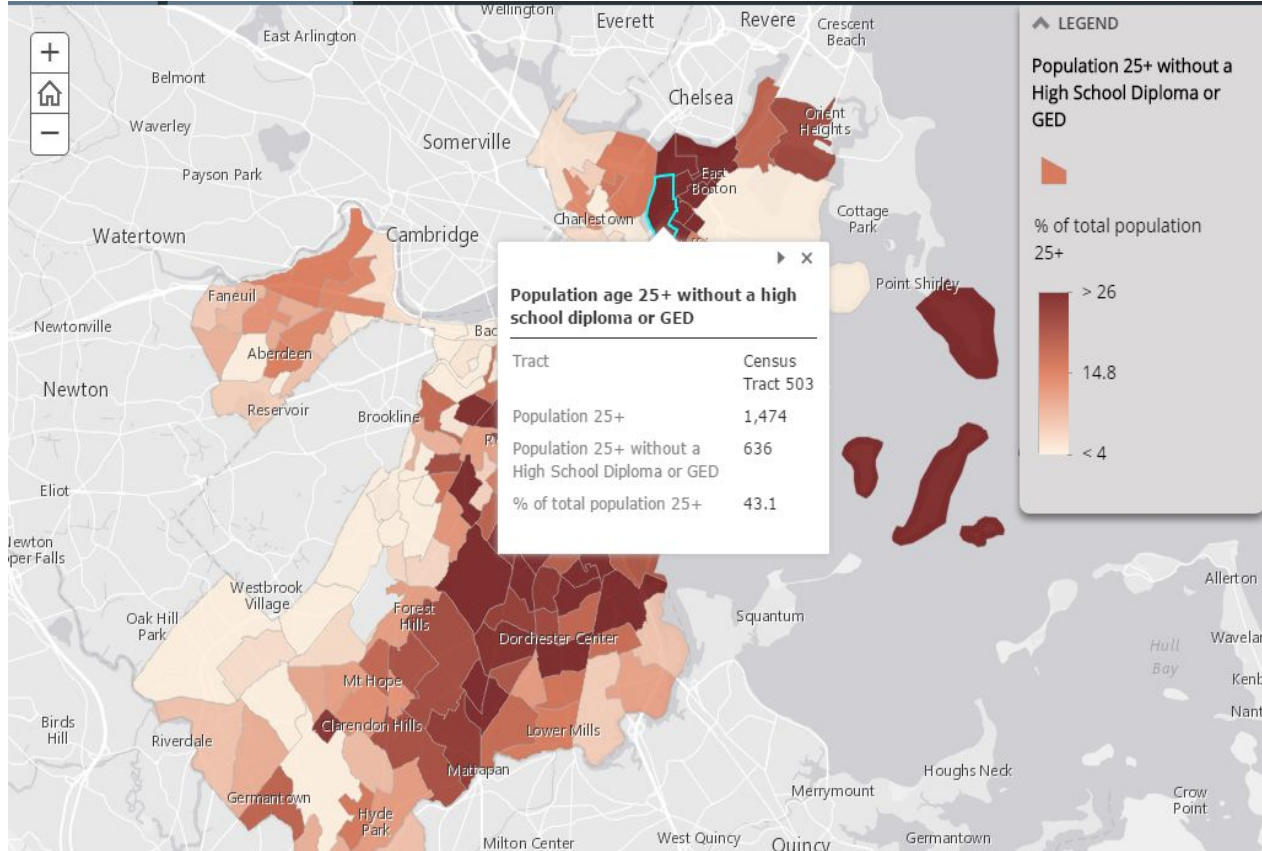
- 241 Total Surveys
- 43% of participants reported being born outside of US
- Half of participants were 60+ years old
- Participants valued convenient location and affordable fresh food most
- On average each family spent \$100 per person each month on food
- Participants got food from grocery stores (77.2%), food banks/pantries (33.2%) and farmers' markets (29.5%)

Overview of OFA Activities

Food Needs/Asset Map

- ❖ Partnered with **BPHC, GBFB, BPDA, DPH, Elderly Commission**, and more, to gather data sets
- ❖ Data is categorized into three sections:
 - Demographics
 - Food Resources
 - Food Insecurity and Food Access Data
- ❖ Overlay subsets of each category to identify food insecurity/food access trends, in addition to other statistical analysis

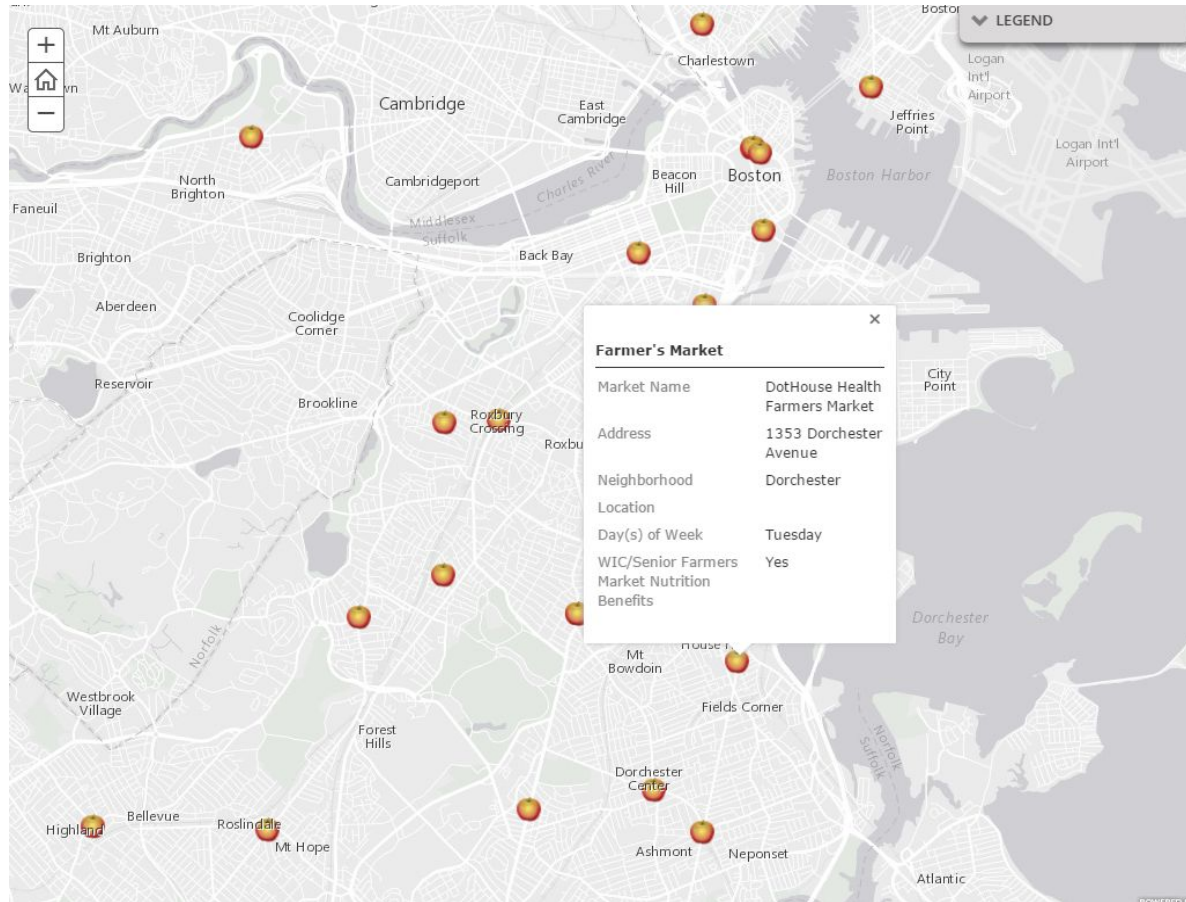
Overview of OFA Activities



Viewing the Data Map:

- ❖ Map shows the percentage of residents in an East Boston neighborhood who did not graduate high school or receive a GED.

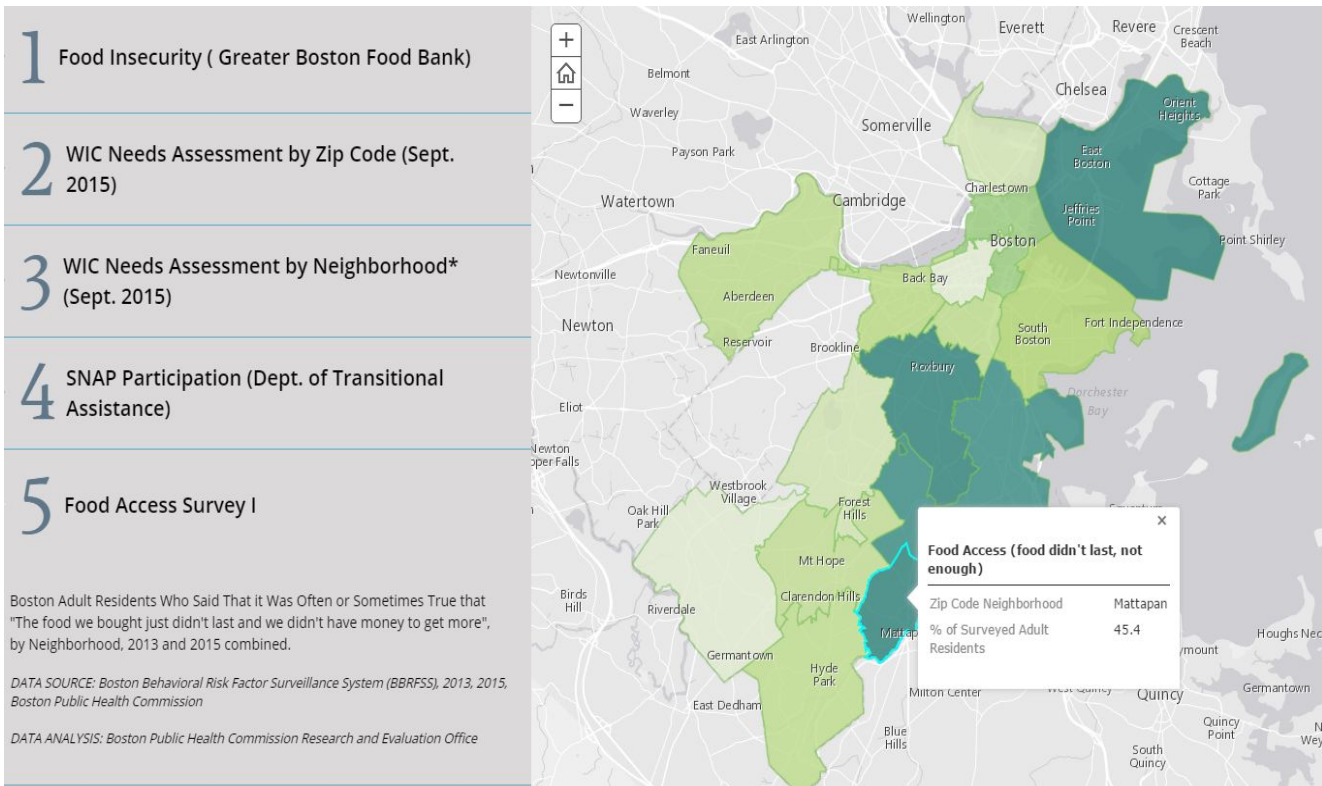
Overview of OFA Activities



Viewing the data map:

- ❖ Map shows farmer's market locations throughout the city.

Overview of OFA Activities



Viewing the Data Map:

- ❖ Maps shows the percentage of surveyed residents in Mattapan who revealed that the food they bought did not last, or that they did not have money to buy more food.

**ADDRESSING FOOD INSECURITY IN
BOSTON**

Breakout Session: Setting Priorities



Priorities Breakout Session

- What priorities do you want to see within the BFAC?
- What strategies do you consider crucial to address those priorities?
- What resources are needed to address those priorities?
- What are the ST and LT goals to address those priorities?

**ADDRESSING FOOD INSECURITY IN
BOSTON**

Priorities Discussion



CLOSING AND NEXT STEPS



Next Steps

Next Meeting:

Thursday, September 14th 6p - 8p

(Second Thursdays of the month, on quarterly schedule)

Save the date:

Thursday, December 14th, 6p - 8p

Thursday, March 8th, 6p - 8p

Expect data report end of summer

Goals for Meeting #2

- Solidify priorities
- Establish objectives
- Begin identifying strategies, short-term and long-term

THANK YOU



City of Boston
Mayor Martin J. Walsh



Innovation & Technology